

## Section E: Behavioral Health Indicators

*Maps illustrating the geographic areas are provided in the Status Report Appendix.*

Click on the **red links** or scroll down to view the profiles:

COUNTIES	PAGE	PAGE	PAGE	PAGE			
Missouri	<a href="#">E-001</a>	Adair County	<a href="#">E-002</a>	Andrew County	<a href="#">E-003</a>	Atchison County	<a href="#">E-004</a>
Audrain County	<a href="#">E-005</a>	Barry County	<a href="#">E-006</a>	Barton County	<a href="#">E-007</a>	Bates County	<a href="#">E-008</a>
Benton County	<a href="#">E-009</a>	Bollinger County	<a href="#">E-010</a>	Boone County	<a href="#">E-011</a>	Buchanan County	<a href="#">E-012</a>
Butler County	<a href="#">E-013</a>	Caldwell County	<a href="#">E-014</a>	Callaway County	<a href="#">E-015</a>	Camden County	<a href="#">E-016</a>
Cape Girardeau County	<a href="#">E-017</a>	Carroll County	<a href="#">E-018</a>	Carter County	<a href="#">E-019</a>	Cass County	<a href="#">E-020</a>
Cedar County	<a href="#">E-021</a>	Chariton County	<a href="#">E-022</a>	Christian County	<a href="#">E-023</a>	Clark County	<a href="#">E-024</a>
Clay County	<a href="#">E-025</a>	Clinton County	<a href="#">E-026</a>	Cole County	<a href="#">E-027</a>	Cooper County	<a href="#">E-028</a>
Crawford County	<a href="#">E-029</a>	Dade County	<a href="#">E-030</a>	Dallas County	<a href="#">E-031</a>	Daviess County	<a href="#">E-032</a>
DeKalb County	<a href="#">E-033</a>	Dent County	<a href="#">E-034</a>	Douglas County	<a href="#">E-035</a>	Dunklin County	<a href="#">E-036</a>
Franklin County	<a href="#">E-037</a>	Gasconade County	<a href="#">E-038</a>	Gentry County	<a href="#">E-039</a>	Greene County	<a href="#">E-040</a>
Grundy County	<a href="#">E-041</a>	Harrison County	<a href="#">E-042</a>	Henry County	<a href="#">E-043</a>	Hickory County	<a href="#">E-044</a>
Holt County	<a href="#">E-045</a>	Howard County	<a href="#">E-046</a>	Howell County	<a href="#">E-047</a>	Iron County	<a href="#">E-048</a>
Jackson County	<a href="#">E-049</a>	Jasper County	<a href="#">E-050</a>	Jefferson County	<a href="#">E-051</a>	Johnson County	<a href="#">E-052</a>
Knox County	<a href="#">E-053</a>	Laclede County	<a href="#">E-054</a>	Lafayette County	<a href="#">E-055</a>	Lawrence County	<a href="#">E-056</a>
Lewis County	<a href="#">E-057</a>	Lincoln County	<a href="#">E-058</a>	Linn County	<a href="#">E-059</a>	Livingston County	<a href="#">E-060</a>
McDonald County	<a href="#">E-061</a>	Macon County	<a href="#">E-062</a>	Madison County	<a href="#">E-063</a>	Maries County	<a href="#">E-064</a>
Marion County	<a href="#">E-065</a>	Mercer County	<a href="#">E-066</a>	Miller County	<a href="#">E-067</a>	Mississippi County	<a href="#">E-068</a>
Moniteau County	<a href="#">E-069</a>	Monroe County	<a href="#">E-070</a>	Montgomery County	<a href="#">E-071</a>	Morgan County	<a href="#">E-072</a>
New Madrid County	<a href="#">E-073</a>	Newton County	<a href="#">E-074</a>	Nodaway County	<a href="#">E-075</a>	Oregon County	<a href="#">E-076</a>
Osage County	<a href="#">E-077</a>	Ozark County	<a href="#">E-078</a>	Pemiscot County	<a href="#">E-079</a>	Perry County	<a href="#">E-080</a>
Pettis County	<a href="#">E-081</a>	Phelps County	<a href="#">E-082</a>	Pike County	<a href="#">E-083</a>	Platte County	<a href="#">E-084</a>
Polk County	<a href="#">E-085</a>	Pulaski County	<a href="#">E-086</a>	Putnam County	<a href="#">E-087</a>	Ralls County	<a href="#">E-088</a>
Randolph County	<a href="#">E-089</a>	Ray County	<a href="#">E-090</a>	Reynolds County	<a href="#">E-091</a>	Ripley County	<a href="#">E-092</a>
Saint Charles County	<a href="#">E-093</a>	Saint Clair County	<a href="#">E-094</a>	Saint Genevieve County	<a href="#">E-095</a>	Saint Francois County	<a href="#">E-096</a>
Saint Louis County	<a href="#">E-097</a>	Saline County	<a href="#">E-098</a>	Schuyler County	<a href="#">E-099</a>	Scotland County	<a href="#">E-100</a>
Scott County	<a href="#">E-101</a>	Shannon County	<a href="#">E-102</a>	Shelby County	<a href="#">E-103</a>	Stoddard County	<a href="#">E-104</a>
Stone County	<a href="#">E-105</a>	Sullivan County	<a href="#">E-106</a>	Taney County	<a href="#">E-107</a>	Texas County	<a href="#">E-108</a>
Vernon County	<a href="#">E-109</a>	Warren County	<a href="#">E-110</a>	Washington County	<a href="#">E-111</a>	Wayne County	<a href="#">E-112</a>
Webster County	<a href="#">E-113</a>	Worth County	<a href="#">E-114</a>	Wright County	<a href="#">E-115</a>	Saint Louis City	<a href="#">E-116</a>

### Division of Behavioral Health: Data Analysis Regions

Northwest Region	<a href="#">E-117</a>	Central Region	<a href="#">E-118</a>	Eastern Region	<a href="#">E-119</a>	Southwest Region	<a href="#">E-120</a>
Southeast Region	<a href="#">E-121</a>						

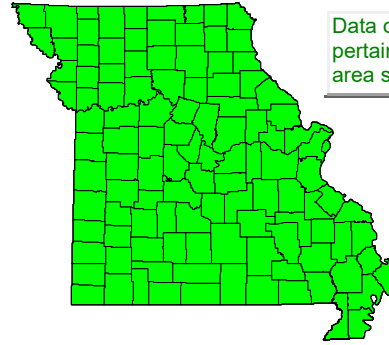
### Substance Use Disorder Service Areas

SUD Service Area 1	<a href="#">E-122</a>	SUD Service Areas 2-5	<a href="#">E-123</a>	SUD Service Area 6	<a href="#">E-124</a>	SUD Service Area 7	<a href="#">E-125</a>
SUD Service Area 8	<a href="#">E-126</a>	SUD Service Area 9	<a href="#">E-127</a>	SUD Service Area 10	<a href="#">E-128</a>	SUD Service Area 11	<a href="#">E-129</a>
SUD Service Area 12	<a href="#">E-130</a>	SUD Service Area 13	<a href="#">E-131</a>	SUD Service Area 14	<a href="#">E-132</a>	SUD Service Area 15	<a href="#">E-133</a>
SUD Service Area 16	<a href="#">E-134</a>	SUD Service Area 17	<a href="#">E-135</a>	SUD Service Area 18	<a href="#">E-136</a>	SUD Service Area 19	<a href="#">E-137</a>
SUD Service Area 20	<a href="#">E-138</a>	SUD Service Area 21	<a href="#">E-139</a>	SUD Service Area 22	<a href="#">E-140</a>	SUD Service Areas 23-25	<a href="#">E-141</a>

### Mental Health Service Areas

MH Service Area 1	<a href="#">E-142</a>	MH Service Areas 2-5	<a href="#">E-143</a>	MH Service Area 6	<a href="#">E-144</a>	MH Service Area 7	<a href="#">E-145</a>
MH Service Area 8A	<a href="#">E-146</a>	MH Service Area 8B	<a href="#">E-147</a>	MH Service Area 9	<a href="#">E-148</a>	MH Service Area 10	<a href="#">E-149</a>
MH Service Area 11	<a href="#">E-150</a>	MH Service Area 12	<a href="#">E-151</a>	MH Service Area 13	<a href="#">E-152</a>	MH Service Area 14	<a href="#">E-153</a>
MH Service Area 15	<a href="#">E-154</a>	MH Service Area 16	<a href="#">E-155</a>	MH Service Area 17A	<a href="#">E-156</a>	MH Service Area 17B	<a href="#">E-157</a>
MH Service Area 18	<a href="#">E-158</a>	MH Service Area 19	<a href="#">E-159</a>	MH Service Area 20	<a href="#">E-160</a>	MH Service Area 21	<a href="#">E-161</a>
MH Service Area 22	<a href="#">E-162</a>	MH Service Area 23	<a href="#">E-163</a>	MH Service Areas 24-25	<a href="#">E-164</a>		

# MISSOURI



Data on this page pertain to the map area shaded green.

## DEMOGRAPHICS

	2022	2021	2020
Population Estimate	6,177,957	6,169,823	6,153,998
Median Household Income	\$64,783	\$61,815	\$58,812
Poverty Estimate, Individuals of All Ages	787,164	765,097	725,117
Poverty Estimate, Children Under Age 18	224,201	222,992	208,410
Labor Force	3,061,279	3,062,449	3,052,700
Employed	2,984,340	2,928,368	2,867,162
Unemployed	76,939	134,081	185,538
Unemployment Rate	2.5%	4.4%	6.1%

## BIRTHS AND DEATHS

	2022	2021	2020
Resident Births	68,954	69,269	69,277
Resident Deaths	71,776	73,832	73,883
Suicide	1,214	1,174	1,125
Homicide	740	716	802
Alcohol Induced Deaths	910	921	790
Drug Induced Deaths	2,251	2,239	1,954
Smoking Attributable Deaths	9,955	9,892	10,123

Source: Missouri Department of Health and Senior Services

## IMPAIRED DRIVING

	2022	2021	2020
Alcohol Involved Fatal Crashes	134	132	155
Alcohol Involved Injury Crashes	1,870	2,036	2,022
Alcohol Involved Property Damage Crashes	3,008	3,199	2,993
Killed in Alcohol Involved Crashes	145	163	165
Injured in Alcohol Involved Crashes	2,620	2,831	2,817
Drug Involved Fatal Crashes	51	88	98
Drug Involved Injury Crashes	439	622	673
Drug Involved Property Damage Crashes	556	829	776
Killed in Drug Involved Crashes	56	94	110
Injured in Drug Involved Crashes	623	941	1,013

Source: Missouri Department of Public Safety, Missouri State Highway Patrol.

## POLICE REPORTS

	2022	2021	2020
DUI Arrests, DWI Tracking System	20,987	20,559	17,614
Liquor Law Arrests	2,043	2,218	1,351
Drug Arrests	31,998	26,226	28,699
Violent Offenses	29,794	32,170	32,917
Domestic Violence Reports	36,053	37,235	42,673
Property Offenses	144,835	140,004	153,011

Source: Missouri Department of Public Safety, Missouri State Highway Patrol.

## CRIMINAL JUSTICE

	FY 2023	FY 2022	FY 2021
Treatment Court Participants	6,380	6,344	6,597
Drug Conviction: Probation	5,998	6,599	5,048
Drug Conviction: Prison	3,518	4,130	3,766
Drug Conviction: Parole	4,431	4,592	5,036
DWI Conviction: Probation	862	884	742
DWI Conviction: Prison	294	339	296
DWI Conviction: Parole	277	313	352

Sources: Missouri Office of State Courts Administrator; Missouri Department of Corrections.

## JUVENILE PLACEMENTS \*

	2022	2021	2020
Total Out-of-Home Placements	6,067	6,745	6,311
Parental Alcohol Use Reported	304	326	393
Parental Drug Use Reported	2,768	3,375	3,092
Parental Use of Both Alcohol and Drugs Reporte	125	144	193

Source: Missouri Department of Social Services, Children's Division

\* The Children's Division reports do not encompass all reasons for a removal from home but document adverse conditions. Multiple factors are often considered when a child is placed out of the home. Removals involving parental substance use conditions are included in this profile. Some 2022 data are not fully compatible with prior years' data due to category changes.

## HOSPITAL / EMERGENCY ROOM \*\*

Principal Disorder	2021	2020	2019
Alcohol Use: E.R. Services, then Discharged	18,371	18,441	13,805
Alcohol Use: E.R. Services, then Admitted	5,414	5,439	3,358
Alcohol Use: Admitted without E.R. Services	4,486	4,268	3,187
Drug Use: E.R. Services, then Discharged	15,420	15,829	14,017
Drug Use: E.R. Services, then Admitted	2,714	2,896	2,526
Drug Use: Admitted without E.R. Services	3,358	3,340	3,207
Mental: E.R. Services, then Discharged	55,527	52,446	45,060
Mental: E.R. Services, then Admitted	27,725	27,408	18,963
Mental: Admitted without E.R. Services	36,424	37,130	24,055

## HOSPITAL / EMERGENCY ROOM

Secondary Disorder	2021	2020	2019
Alcohol Use: E.R. Services, then Discharged	15,902	17,326	14,849
Alcohol Use: E.R. Services, then Admitted	20,310	20,259	15,090
Alcohol Use: Admitted without E.R. Services	15,818	16,153	13,243
Drug Use: E.R. Services, then Discharged	32,017	31,474	27,931
Drug Use: E.R. Services, then Admitted	30,961	29,449	21,913
Drug Use: Admitted without E.R. Services	28,793	28,315	23,088
Mental: E.R. Services, then Discharged	165,561	163,740	119,760
Mental: E.R. Services, then Admitted	107,609	103,861	66,647
Mental: Admitted without E.R. Services	105,779	102,291	72,341

Source: Missouri Department of Health and Senior Services

\*\* Hospital encounters are categorized based on ICD-10 diagnosis codes. Beginning with 2020 data, individuals with more than one encounter for a substance use or mental disorder are counted for each encounter they have during the calendar year.

## JUVENILE COURT REFERRALS

	2022	2021	2020
Child Abuse	2,278	2,116	2,093
Child Neglect	8,553	9,970	8,904
Child Custody Issues	1,723	1,648	1,649
Juvenile Violent Offenses	5,662	4,420	3,666
Juvenile Alcohol Offenses	514	281	284
Juvenile Drug Offenses	1,959	1,166	876
School Truancy	3,039	2,525	2,208
Absent from Home	2,261	2,166	2,171
Beyond Parental Control	1,680	1,549	1,431
Injurious Behavior	4,975	3,709	3,207

Source: Missouri Office of State Courts Administrator.

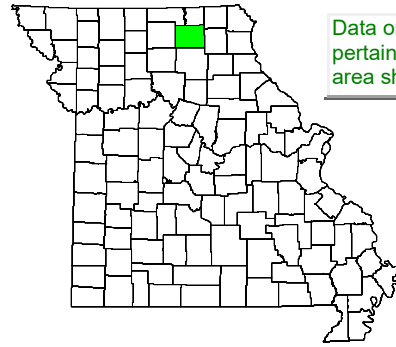
## SCHOOL REPORTS \*\*\*

	2022-23	2021-22	2020-21
Reported School Suspensions	15,586	13,706	4,007
Reported Substance Related Suspensions	3,957	2,854	887
Reported Violence or Weapon Suspensions	1,288	1,101	120
Enrollment Grades K-8	586,731	590,033	595,147
Enrollment Grades 9-12	275,368	272,529	269,319
Dropouts	4,850	5,315	4,510

Source: Missouri Department of Elementary and Secondary Education.

\*\*\* County-level data are aggregated by school district. Reported suspensions and dropouts fewer than 5 in a district are suppressed and represented as zero in the county totals.

# ADAIR COUNTY



Data on this page pertain to the map area shaded green.

## DEMOGRAPHICS

	2022	2021	2020
Population Estimate	25,165	25,179	25,269
Median Household Income	\$46,433	\$47,619	\$49,175
Poverty Estimate, Individuals of All Ages	6,334	5,348	4,026
Poverty Estimate, Children Under Age 18	1,040	877	819
Labor Force	9,841	9,908	10,086
Employed	9,547	9,481	9,572
Unemployed	294	427	514
Unemployment Rate	3.0%	4.3%	5.1%

## BIRTHS AND DEATHS

	2022	2021	2020
Resident Births	282	266	284
Resident Deaths	249	290	241
Suicide	9	2	3
Homicide	2	1	0
Alcohol Induced Deaths	2	2	3
Drug Induced Deaths	0	1	8
Smoking Attributable Deaths	32	41	37

Source: Missouri Department of Health and Senior Services

## IMPAIRED DRIVING

	2022	2021	2020
Alcohol Involved Fatal Crashes	0	0	1
Alcohol Involved Injury Crashes	7	7	3
Alcohol Involved Property Damage Crashes	4	4	10
Killed in Alcohol Involved Crashes	0	0	1
Injured in Alcohol Involved Crashes	8	7	4
Drug Involved Fatal Crashes	0	0	0
Drug Involved Injury Crashes	1	0	1
Drug Involved Property Damage Crashes	0	1	4
Killed in Drug Involved Crashes	0	0	0
Injured in Drug Involved Crashes	1	0	1

Source: Missouri Department of Public Safety, Missouri State Highway Patrol.

## POLICE REPORTS

	2022	2021	2020
DUI Arrests, DWI Tracking System	61	63	69
Liquor Law Arrests	5	11	15
Drug Arrests	96	18	35
Violent Offenses	96	100	110
Domestic Violence Reports	114	114	255
Property Offenses	887	854	820

Source: Missouri Department of Public Safety, Missouri State Highway Patrol.

## CRIMINAL JUSTICE

	FY 2023	FY 2022	FY 2021
Treatment Court Participants	95	68	50
Drug Conviction: Probation	28	20	18
Drug Conviction: Prison	26	22	25
Drug Conviction: Parole	23	22	17
DWI Conviction: Probation	2	4	4
DWI Conviction: Prison	1	1	1
DWI Conviction: Parole	0	1	0

Sources: Missouri Office of State Courts Administrator, Missouri Department of Corrections.

## JUVENILE PLACEMENTS \*

	2022	2021	2020
Total Out-of-Home Placements	78	54	56
Parental Alcohol Use Reported	6	2	4
Parental Drug Use Reported	36	35	35
Parental Use of Both Alcohol and Drugs Reported	0	1	0

Source: Missouri Department of Social Services, Children's Division

\* The Children's Division reports do not encompass all reasons for a removal from home but document adverse conditions. Multiple factors are often considered when a child is placed out of the home. Removals involving parental substance use conditions are included in this profile. Some 2022 data are not fully compatible with prior years' data due to category changes.

## HOSPITAL / EMERGENCY ROOM \*\*

Principal Disorder	2021	2020	2019
Alcohol Use: E.R. Services, then Discharged	62	77	58
Alcohol Use: E.R. Services, then Admitted	9	3	4
Alcohol Use: Admitted without E.R. Services	11	11	10
Drug Use: E.R. Services, then Discharged	25	39	28
Drug Use: E.R. Services, then Admitted	3	4	5
Drug Use: Admitted without E.R. Services	3	2	4
Mental: E.R. Services, then Discharged	187	173	176
Mental: E.R. Services, then Admitted	40	23	25
Mental: Admitted without E.R. Services	105	91	75

## HOSPITAL / EMERGENCY ROOM

Secondary Disorder	2021	2020	2019
Alcohol Use: E.R. Services, then Discharged	87	65	36
Alcohol Use: E.R. Services, then Admitted	14	10	13
Alcohol Use: Admitted without E.R. Services	66	59	70
Drug Use: E.R. Services, then Discharged	75	77	55
Drug Use: E.R. Services, then Admitted	20	17	23
Drug Use: Admitted without E.R. Services	124	94	97
Mental: E.R. Services, then Discharged	1,096	1,262	672
Mental: E.R. Services, then Admitted	86	56	47
Mental: Admitted without E.R. Services	629	593	332

Source: Missouri Department of Health and Senior Services

\*\* Hospital encounters are categorized based on ICD-10 diagnosis codes. Beginning with 2020 data, individuals with more than one encounter for a substance use or mental disorder are counted for each encounter they have during the calendar year.

## JUVENILE COURT REFERRALS

	2022	2021	2020
Child Abuse	6	3	3
Child Neglect	87	61	68
Child Custody Issues	0	0	0
Juvenile Violent Offenses	24	23	20
Juvenile Alcohol Offenses	5	0	0
Juvenile Drug Offenses	8	6	5
School Truancy	3	3	2
Absent from Home	16	12	5
Beyond Parental Control	3	10	13
Injurious Behavior	11	10	13

Source: Missouri Office of State Courts Administrator.

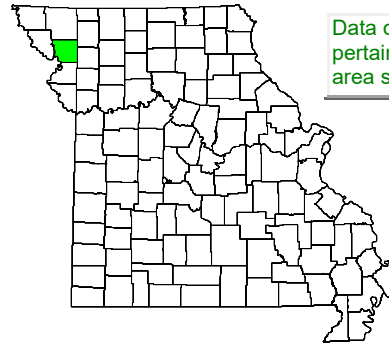
## SCHOOL REPORTS \*\*\*

	2022-23	2021-22	2020-21
Reported School Suspensions	26	17	0
Reported Substance Related Suspensions	0	0	0
Reported Violence or Weapon Suspensions	0	0	0
Enrollment Grades K-8	1,745	1,739	1,793
Enrollment Grades 9-12	949	911	852
Dropouts	25	11	18

Source: Missouri Department of Elementary and Secondary Education.

\*\*\* County-level data are aggregated by school district. Reported suspensions and dropouts fewer than 5 in a district are suppressed and represented as zero in the county totals.

# ANDREW COUNTY



Data on this page pertain to the map area shaded green.

## DEMOGRAPHICS

	2022	2021	2020
Population Estimate	18,003	18,009	18,098
Median Household Income	\$72,630	\$63,665	\$69,387
Poverty Estimate, Individuals of All Ages	1,418	1,543	1,586
Poverty Estimate, Children Under Age 18	407	436	428
Labor Force	9,400	9,656	9,749
Employed	9,201	9,364	9,355
Unemployed	199	292	394
Unemployment Rate	2.1%	3.0%	4.0%

## BIRTHS AND DEATHS

	2022	2021	2020
Resident Births	159	179	182
Resident Deaths	184	193	219
Suicide	2	0	4
Homicide	0	0	2
Alcohol Induced Deaths	1	1	0
Drug Induced Deaths	4	4	3
Smoking Attributable Deaths	31	25	41

Source: Missouri Department of Health and Senior Services

## IMPAIRED DRIVING

	2022	2021	2020
Alcohol Involved Fatal Crashes	0	0	1
Alcohol Involved Injury Crashes	5	4	5
Alcohol Involved Property Damage Crashes	7	8	10
Killed in Alcohol Involved Crashes	0	0	2
Injured in Alcohol Involved Crashes	10	4	8
Drug Involved Fatal Crashes	0	0	0
Drug Involved Injury Crashes	0	2	5
Drug Involved Property Damage Crashes	2	1	0
Killed in Drug Involved Crashes	0	0	0
Injured in Drug Involved Crashes	0	3	8

Source: Missouri Department of Public Safety, Missouri State Highway Patrol.

## POLICE REPORTS

	2022	2021	2020
DUI Arrests, DWI Tracking System	88	91	71
Liquor Law Arrests	6	1	0
Drug Arrests	76	75	39
Violent Offenses	32	22	8
Domestic Violence Reports	85	42	25
Property Offenses	125	187	157

Source: Missouri Department of Public Safety, Missouri State Highway Patrol.

## CRIMINAL JUSTICE

	FY 2023	FY 2022	FY 2021
Treatment Court Participants	0	0	0
Drug Conviction: Probation	27	47	19
Drug Conviction: Prison	7	6	3
Drug Conviction: Parole	11	8	10
DWI Conviction: Probation	3	2	0
DWI Conviction: Prison	0	1	0
DWI Conviction: Parole	0	1	2

Sources: Missouri Office of State Courts Administrator; Missouri Department of Corrections.

## JUVENILE PLACEMENTS \*

	2022	2021	2020
Total Out-of-Home Placements	5	5	1
Parental Alcohol Use Reported	0	2	0
Parental Drug Use Reported	1	3	1
Parental Use of Both Alcohol and Drugs Reporte	0	1	0

Source: Missouri Department of Social Services, Children's Division

\* The Children's Division reports do not encompass all reasons for a removal from home but document adverse conditions. Multiple factors are often considered when a child is placed out of the home. Removals involving parental substance use conditions are included in this profile. Some 2022 data are not fully compatible with prior years' data due to category changes.

## HOSPITAL / EMERGENCY ROOM \*\*

Principal Disorder	2021	2020	2019
Alcohol Use: E.R. Services, then Discharged	21	12	12
Alcohol Use: E.R. Services, then Admitted	7	12	1
Alcohol Use: Admitted without E.R. Services	3	6	0
Drug Use: E.R. Services, then Discharged	25	9	14
Drug Use: E.R. Services, then Admitted	8	13	7
Drug Use: Admitted without E.R. Services	0	1	1
Mental: E.R. Services, then Discharged	60	55	64
Mental: E.R. Services, then Admitted	45	41	42
Mental: Admitted without E.R. Services	51	58	33

## HOSPITAL / EMERGENCY ROOM

Secondary Disorder	2021	2020	2019
Alcohol Use: E.R. Services, then Discharged	41	36	20
Alcohol Use: E.R. Services, then Admitted	53	56	33
Alcohol Use: Admitted without E.R. Services	12	10	9
Drug Use: E.R. Services, then Discharged	46	33	56
Drug Use: E.R. Services, then Admitted	60	52	42
Drug Use: Admitted without E.R. Services	18	21	24
Mental: E.R. Services, then Discharged	615	543	419
Mental: E.R. Services, then Admitted	287	290	171
Mental: Admitted without E.R. Services	136	124	116

Source: Missouri Department of Health and Senior Services

\*\* Hospital encounters are categorized based on ICD-10 diagnosis codes. Beginning with 2020 data, individuals with more than one encounter for a substance use or mental disorder are counted for each encounter they have during the calendar year.

## JUVENILE COURT REFERRALS

	2022	2021	2020
Child Abuse	5	5	9
Child Neglect	6	7	6
Child Custody Issues	0	0	0
Juvenile Violent Offenses	6	2	3
Juvenile Alcohol Offenses	0	2	1
Juvenile Drug Offenses	3	0	1
School Truancy	6	6	14
Absent from Home	2	2	3
Beyond Parental Control	0	1	3
Injurious Behavior	13	13	3

Source: Missouri Office of State Courts Administrator.

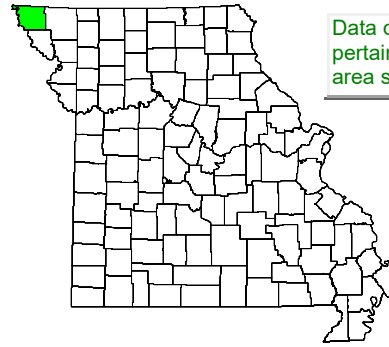
## SCHOOL REPORTS \*\*\*

	2022-23	2021-22	2020-21
Reported School Suspensions	17	18	5
Reported Substance Related Suspensions	8	0	0
Reported Violence or Weapon Suspensions	0	0	0
Enrollment Grades K-8	1,945	1,966	1,943
Enrollment Grades 9-12	828	816	810
Dropouts	7	12	8

Source: Missouri Department of Elementary and Secondary Education.

\*\*\* County-level data are aggregated by school district. Reported suspensions and dropouts fewer than 5 in a district are suppressed and represented as zero in the county totals.

# ATCHISON COUNTY



Data on this page pertain to the map area shaded green.

## DEMOGRAPHICS

	2022	2021	2020
Population Estimate	5,182	5,227	5,308
Median Household Income	\$57,883	\$54,708	\$53,603
Poverty Estimate, Individuals of All Ages	629	644	600
Poverty Estimate, Children Under Age 18	174	185	162
Labor Force	2,554	2,655	2,744
Employed	2,493	2,569	2,634
Unemployed	61	86	110
Unemployment Rate	2.4%	3.2%	4.0%

## BIRTHS AND DEATHS

	2022	2021	2020
Resident Births	52	38	52
Resident Deaths	92	95	95
Suicide	0	0	2
Homicide	0	0	1
Alcohol Induced Deaths	1	1	1
Drug Induced Deaths	1	1	0
Smoking Attributable Deaths	15	13	15

Source: Missouri Department of Health and Senior Services

## IMPAIRED DRIVING

	2022	2021	2020
Alcohol Involved Fatal Crashes	0	1	0
Alcohol Involved Injury Crashes	2	0	6
Alcohol Involved Property Damage Crashes	6	6	2
Killed in Alcohol Involved Crashes	0	1	0
Injured in Alcohol Involved Crashes	2	4	8
Drug Involved Fatal Crashes	0	1	0
Drug Involved Injury Crashes	0	0	1
Drug Involved Property Damage Crashes	0	0	3
Killed in Drug Involved Crashes	0	1	0
Injured in Drug Involved Crashes	0	4	1

Source: Missouri Department of Public Safety, Missouri State Highway Patrol.

## POLICE REPORTS

	2022	2021	2020
DUI Arrests, DWI Tracking System	17	24	44
Liquor Law Arrests	4	7	0
Drug Arrests	3	13	16
Violent Offenses	5	2	4
Domestic Violence Reports	8	11	14
Property Offenses	34	20	23

Source: Missouri Department of Public Safety, Missouri State Highway Patrol.

## CRIMINAL JUSTICE

	FY 2023	FY 2022	FY 2021
Treatment Court Participants	0	0	1
Drug Conviction: Probation	9	7	6
Drug Conviction: Prison	1	3	1
Drug Conviction: Parole	3	3	4
DWI Conviction: Probation	0	0	2
DWI Conviction: Prison	0	0	0
DWI Conviction: Parole	1	0	0

Sources: Missouri Office of State Courts Administrator; Missouri Department of Corrections.

## JUVENILE PLACEMENTS \*

	2022	2021	2020
Total Out-of-Home Placements	1	5	4
Parental Alcohol Use Reported	0	0	0
Parental Drug Use Reported	0	1	2
Parental Use of Both Alcohol and Drugs Reported	0	0	0

Source: Missouri Department of Social Services, Children's Division

\* The Children's Division reports do not encompass all reasons for a removal from home but document adverse conditions. Multiple factors are often considered when a child is placed out of the home. Removals involving parental substance use conditions are included in this profile. Some 2022 data are not fully compatible with prior years' data due to category changes.

## HOSPITAL / EMERGENCY ROOM \*\*

Principal Disorder	2021	2020	2019
Alcohol Use: E.R. Services, then Discharged	5	5	9
Alcohol Use: E.R. Services, then Admitted	1	3	3
Alcohol Use: Admitted without E.R. Services	2	1	1
Drug Use: E.R. Services, then Discharged	1	5	4
Drug Use: E.R. Services, then Admitted	1	2	1
Drug Use: Admitted without E.R. Services	0	0	0
Mental: E.R. Services, then Discharged	28	53	33
Mental: E.R. Services, then Admitted	14	35	14
Mental: Admitted without E.R. Services	16	19	6

## HOSPITAL / EMERGENCY ROOM

Secondary Disorder	2021	2020	2019
Alcohol Use: E.R. Services, then Discharged	11	12	16
Alcohol Use: E.R. Services, then Admitted	7	12	6
Alcohol Use: Admitted without E.R. Services	12	9	3
Drug Use: E.R. Services, then Discharged	10	14	14
Drug Use: E.R. Services, then Admitted	13	20	10
Drug Use: Admitted without E.R. Services	9	12	7
Mental: E.R. Services, then Discharged	74	90	86
Mental: E.R. Services, then Admitted	93	82	51
Mental: Admitted without E.R. Services	61	84	40

Source: Missouri Department of Health and Senior Services

\*\* Hospital encounters are categorized based on ICD-10 diagnosis codes. Beginning with 2020 data, individuals with more than one encounter for a substance use or mental disorder are counted for each encounter they have during the calendar year.

## JUVENILE COURT REFERRALS

	2022	2021	2020
Child Abuse	2	1	3
Child Neglect	6	8	16
Child Custody Issues	0	0	0
Juvenile Violent Offenses	0	5	3
Juvenile Alcohol Offenses	2	2	0
Juvenile Drug Offenses	0	0	0
School Truancy	9	5	4
Absent from Home	0	0	1
Beyond Parental Control	11	10	9
Injurious Behavior	15	4	6

Source: Missouri Office of State Courts Administrator.

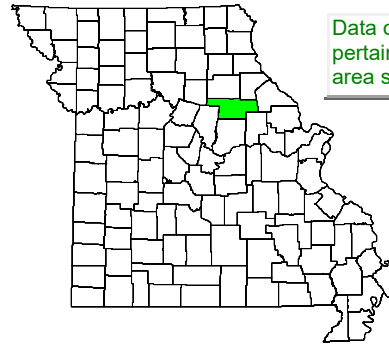
## SCHOOL REPORTS \*\*\*

	2022-23	2021-22	2020-21
Reported School Suspensions	0	0	0
Reported Substance Related Suspensions	0	0	0
Reported Violence or Weapon Suspensions	0	0	0
Enrollment Grades K-8	550	562	552
Enrollment Grades 9-12	235	240	237
Dropouts	0	0	0

Source: Missouri Department of Elementary and Secondary Education.

\*\*\* County-level data are aggregated by school district. Reported suspensions and dropouts fewer than 5 in a district are suppressed and represented as zero in the county totals.

# AUDRAIN COUNTY



Data on this page pertain to the map area shaded green.

## DEMOGRAPHICS

	2022	2021	2020
Population Estimate	24,434	24,824	24,798
Median Household Income	\$56,305	\$55,262	\$48,258
Poverty Estimate, Individuals of All Ages	4,127	3,816	4,132
Poverty Estimate, Children Under Age 18	1,389	1,256	1,492
Labor Force	9,940	10,246	10,339
Employed	9,645	9,870	9,728
Unemployed	295	376	611
Unemployment Rate	3.0%	3.7%	5.9%

## BIRTHS AND DEATHS

	2022	2021	2020
Resident Births	268	306	276
Resident Deaths	337	330	389
Suicide	4	1	4
Homicide	2	0	1
Alcohol Induced Deaths	6	1	0
Drug Induced Deaths	5	5	4
Smoking Attributable Deaths	47	45	58

Source: Missouri Department of Health and Senior Services

## IMPAIRED DRIVING

	2022	2021	2020
Alcohol Involved Fatal Crashes	0	1	0
Alcohol Involved Injury Crashes	5	6	13
Alcohol Involved Property Damage Crashes	3	9	10
Killed in Alcohol Involved Crashes	0	1	0
Injured in Alcohol Involved Crashes	9	8	13
Drug Involved Fatal Crashes	1	0	0
Drug Involved Injury Crashes	0	1	3
Drug Involved Property Damage Crashes	4	0	5
Killed in Drug Involved Crashes	1	0	0
Injured in Drug Involved Crashes	1	1	3

Source: Missouri Department of Public Safety, Missouri State Highway Patrol.

## POLICE REPORTS

	2022	2021	2020
DUI Arrests, DWI Tracking System	55	53	69
Liquor Law Arrests	0	10	0
Drug Arrests	107	135	160
Violent Offenses	36	68	43
Domestic Violence Reports	81	152	523
Property Offenses	180	402	485

Source: Missouri Department of Public Safety, Missouri State Highway Patrol.

## CRIMINAL JUSTICE

	FY 2023	FY 2022	FY 2021
Treatment Court Participants	34	35	34
Drug Conviction: Probation	33	34	26
Drug Conviction: Prison	13	32	30
Drug Conviction: Parole	24	33	34
DWI Conviction: Probation	3	5	4
DWI Conviction: Prison	2	2	0
DWI Conviction: Parole	1	1	0

Sources: Missouri Office of State Courts Administrator; Missouri Department of Corrections.

## JUVENILE PLACEMENTS \*

	2022	2021	2020
Total Out-of-Home Placements	35	37	21
Parental Alcohol Use Reported	0	0	0
Parental Drug Use Reported	13	14	18
Parental Use of Both Alcohol and Drugs Reported	0	0	0

Source: Missouri Department of Social Services, Children's Division

\* The Children's Division reports do not encompass all reasons for a removal from home but document adverse conditions. Multiple factors are often considered when a child is placed out of the home. Removals involving parental substance use conditions are included in this profile. Some 2022 data are not fully compatible with prior years' data due to category changes.

## HOSPITAL / EMERGENCY ROOM \*\*

Principal Disorder	2021	2020	2019
Alcohol Use: E.R. Services, then Discharged	33	39	43
Alcohol Use: E.R. Services, then Admitted	9	10	9
Alcohol Use: Admitted without E.R. Services	9	8	10
Drug Use: E.R. Services, then Discharged	20	43	38
Drug Use: E.R. Services, then Admitted	10	6	10
Drug Use: Admitted without E.R. Services	6	3	9
Mental: E.R. Services, then Discharged	130	311	246
Mental: E.R. Services, then Admitted	116	141	81
Mental: Admitted without E.R. Services	131	193	86

## HOSPITAL / EMERGENCY ROOM

Secondary Disorder	2021	2020	2019
Alcohol Use: E.R. Services, then Discharged	16	42	48
Alcohol Use: E.R. Services, then Admitted	47	51	44
Alcohol Use: Admitted without E.R. Services	48	38	39
Drug Use: E.R. Services, then Discharged	67	110	75
Drug Use: E.R. Services, then Admitted	66	85	57
Drug Use: Admitted without E.R. Services	79	92	78
Mental: E.R. Services, then Discharged	238	459	464
Mental: E.R. Services, then Admitted	266	435	283
Mental: Admitted without E.R. Services	374	375	262

Source: Missouri Department of Health and Senior Services

\*\* Hospital encounters are categorized based on ICD-10 diagnosis codes. Beginning with 2020 data, individuals with more than one encounter for a substance use or mental disorder are counted for each encounter they have during the calendar year.

## JUVENILE COURT REFERRALS

	2022	2021	2020
Child Abuse	13	15	2
Child Neglect	39	32	21
Child Custody Issues	0	1	0
Juvenile Violent Offenses	26	17	14
Juvenile Alcohol Offenses	2	1	3
Juvenile Drug Offenses	9	4	3
School Truancy	10	15	8
Absent from Home	28	21	13
Beyond Parental Control	15	4	7
Injurious Behavior	78	37	28

Source: Missouri Office of State Courts Administrator.

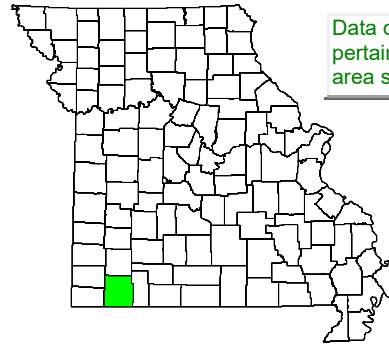
## SCHOOL REPORTS \*\*\*

	2022-23	2021-22	2020-21
Reported School Suspensions	49	27	5
Reported Substance Related Suspensions	17	5	0
Reported Violence or Weapon Suspensions	0	8	0
Enrollment Grades K-8	2,104	2,102	2,108
Enrollment Grades 9-12	1,028	1,003	982
Dropouts	18	23	40

Source: Missouri Department of Elementary and Secondary Education.

\*\*\* County-level data are aggregated by school district. Reported suspensions and dropouts fewer than 5 in a district are suppressed and represented as zero in the county totals.

# BARRY COUNTY



Data on this page pertain to the map area shaded green.

## DEMOGRAPHICS

	2022	2021	2020
Population Estimate	34,926	34,733	34,541
Median Household Income	\$49,968	\$47,532	\$47,853
Poverty Estimate, Individuals of All Ages	5,728	6,536	5,675
Poverty Estimate, Children Under Age 18	1,808	2,275	1,844
Labor Force	14,195	15,094	15,692
Employed	13,806	14,406	14,673
Unemployed	389	688	1,019
Unemployment Rate	2.7%	4.6%	6.5%

## BIRTHS AND DEATHS

	2022	2021	2020
Resident Births	413	396	400
Resident Deaths	509	501	523
Suicide	4	6	7
Homicide	2	0	0
Alcohol Induced Deaths	4	13	4
Drug Induced Deaths	7	4	8
Smoking Attributable Deaths	94	76	89

Source: Missouri Department of Health and Senior Services

## IMPAIRED DRIVING

	2022	2021	2020
Alcohol Involved Fatal Crashes	0	0	3
Alcohol Involved Injury Crashes	24	20	28
Alcohol Involved Property Damage Crashes	21	28	28
Killed in Alcohol Involved Crashes	0	0	3
Injured in Alcohol Involved Crashes	34	25	44
Drug Involved Fatal Crashes	0	0	3
Drug Involved Injury Crashes	6	4	2
Drug Involved Property Damage Crashes	2	12	8
Killed in Drug Involved Crashes	0	0	3
Injured in Drug Involved Crashes	7	5	4

Source: Missouri Department of Public Safety, Missouri State Highway Patrol.

## POLICE REPORTS

	2022	2021	2020
DUI Arrests, DWI Tracking System	214	181	163
Liquor Law Arrests	4	4	1
Drug Arrests	124	107	188
Violent Offenses	57	104	109
Domestic Violence Reports	261	350	434
Property Offenses	685	752	951

Source: Missouri Department of Public Safety, Missouri State Highway Patrol.

## CRIMINAL JUSTICE

	FY 2023	FY 2022	FY 2021
Treatment Court Participants	40	40	47
Drug Conviction: Probation	64	69	35
Drug Conviction: Prison	25	31	29
Drug Conviction: Parole	25	36	41
DWI Conviction: Probation	8	6	3
DWI Conviction: Prison	3	2	2
DWI Conviction: Parole	1	3	2

Sources: Missouri Office of State Courts Administrator; Missouri Department of Corrections.

## JUVENILE PLACEMENTS \*

	2022	2021	2020
Total Out-of-Home Placements	61	61	71
Parental Alcohol Use Reported	3	9	4
Parental Drug Use Reported	23	26	34
Parental Use of Both Alcohol and Drugs Reported	1	6	1

Source: Missouri Department of Social Services, Children's Division

\* The Children's Division reports do not encompass all reasons for a removal from home but document adverse conditions. Multiple factors are often considered when a child is placed out of the home. Removals involving parental substance use conditions are included in this profile. Some 2022 data are not fully compatible with prior years' data due to category changes.

## HOSPITAL / EMERGENCY ROOM \*\*

Principal Disorder	2021	2020	2019
Alcohol Use: E.R. Services, then Discharged	104	122	89
Alcohol Use: E.R. Services, then Admitted	34	32	27
Alcohol Use: Admitted without E.R. Services	26	30	20
Drug Use: E.R. Services, then Discharged	96	81	91
Drug Use: E.R. Services, then Admitted	19	22	20
Drug Use: Admitted without E.R. Services	10	20	18
Mental: E.R. Services, then Discharged	260	252	266
Mental: E.R. Services, then Admitted	96	114	80
Mental: Admitted without E.R. Services	193	145	103

## HOSPITAL / EMERGENCY ROOM

Secondary Disorder	2021	2020	2019
Alcohol Use: E.R. Services, then Discharged	120	111	73
Alcohol Use: E.R. Services, then Admitted	118	112	73
Alcohol Use: Admitted without E.R. Services	126	77	91
Drug Use: E.R. Services, then Discharged	243	139	85
Drug Use: E.R. Services, then Admitted	158	152	106
Drug Use: Admitted without E.R. Services	195	161	110
Mental: E.R. Services, then Discharged	2,246	1,119	340
Mental: E.R. Services, then Admitted	526	517	348
Mental: Admitted without E.R. Services	590	586	469

Source: Missouri Department of Health and Senior Services

\*\* Hospital encounters are categorized based on ICD-10 diagnosis codes. Beginning with 2020 data, individuals with more than one encounter for a substance use or mental disorder are counted for each encounter they have during the calendar year.

## JUVENILE COURT REFERRALS

	2022	2021	2020
Child Abuse	3	4	18
Child Neglect	124	185	137
Child Custody Issues	44	74	66
Juvenile Violent Offenses	24	41	11
Juvenile Alcohol Offenses	3	0	0
Juvenile Drug Offenses	12	12	2
School Truancy	0	0	0
Absent from Home	11	12	28
Beyond Parental Control	8	20	15
Injurious Behavior	49	12	21

Source: Missouri Office of State Courts Administrator.

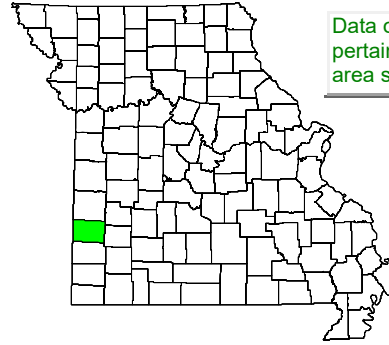
## SCHOOL REPORTS \*\*\*

	2022-23	2021-22	2020-21
Reported School Suspensions	104	82	52
Reported Substance Related Suspensions	25	19	8
Reported Violence or Weapon Suspensions	0	0	0
Enrollment Grades K-8	4,182	4,244	4,216
Enrollment Grades 9-12	2,058	1,977	1,964
Dropouts	7	10	26

Source: Missouri Department of Elementary and Secondary Education.

\*\*\* County-level data are aggregated by school district. Reported suspensions and dropouts fewer than 5 in a district are suppressed and represented as zero in the county totals.

# BARTON COUNTY



Data on this page pertain to the map area shaded green.

## DEMOGRAPHICS

	2022	2021	2020
Population Estimate	11,694	11,649	11,608
Median Household Income	\$49,857	\$46,554	\$46,353
Poverty Estimate, Individuals of All Ages	1,762	1,785	1,898
Poverty Estimate, Children Under Age 18	560	561	605
Labor Force	5,192	5,190	5,187
Employed	5,071	5,014	4,931
Unemployed	121	176	256
Unemployment Rate	2.3%	3.4%	4.9%

## BIRTHS AND DEATHS

	2022	2021	2020
Resident Births	141	124	150
Resident Deaths	164	171	155
Suicide	1	2	2
Homicide	0	0	0
Alcohol Induced Deaths	3	0	2
Drug Induced Deaths	2	2	2
Smoking Attributable Deaths	19	26	28

Source: Missouri Department of Health and Senior Services

## IMPAIRED DRIVING

	2022	2021	2020
Alcohol Involved Fatal Crashes	2	0	0
Alcohol Involved Injury Crashes	4	3	2
Alcohol Involved Property Damage Crashes	3	5	3
Killed in Alcohol Involved Crashes	2	0	0
Injured in Alcohol Involved Crashes	7	3	3
Drug Involved Fatal Crashes	0	0	0
Drug Involved Injury Crashes	0	0	3
Drug Involved Property Damage Crashes	0	0	1
Killed in Drug Involved Crashes	0	0	0
Injured in Drug Involved Crashes	0	0	4

Source: Missouri Department of Public Safety, Missouri State Highway Patrol.

## POLICE REPORTS

	2022	2021	2020
DUI Arrests, DWI Tracking System	18	20	26
Liquor Law Arrests	1	5	1
Drug Arrests	46	19	10
Violent Offenses	27	35	6
Domestic Violence Reports	98	79	31
Property Offenses	285	254	59

Source: Missouri Department of Public Safety, Missouri State Highway Patrol.

## CRIMINAL JUSTICE

	FY 2023	FY 2022	FY 2021
Treatment Court Participants	6	5	5
Drug Conviction: Probation	12	11	14
Drug Conviction: Prison	7	7	2
Drug Conviction: Parole	2	4	5
DWI Conviction: Probation	0	1	1
DWI Conviction: Prison	0	1	1
DWI Conviction: Parole	0	0	4

Sources: Missouri Office of State Courts Administrator; Missouri Department of Corrections.

## JUVENILE PLACEMENTS \*

	2022	2021	2020
Total Out-of-Home Placements	23	7	12
Parental Alcohol Use Reported	0	0	2
Parental Drug Use Reported	14	5	5
Parental Use of Both Alcohol and Drugs Reporte	0	0	0

Source: Missouri Department of Social Services, Children's Division

\* The Children's Division reports do not encompass all reasons for a removal from home but document adverse conditions. Multiple factors are often considered when a child is placed out of the home. Removals involving parental substance use conditions are included in this profile. Some 2022 data are not fully compatible with prior years' data due to category changes.

## HOSPITAL / EMERGENCY ROOM \*\*

Principal Disorder	2021	2020	2019
Alcohol Use: E.R. Services, then Discharged	26	25	16
Alcohol Use: E.R. Services, then Admitted	19	7	8
Alcohol Use: Admitted without E.R. Services	6	9	6
Drug Use: E.R. Services, then Discharged	11	20	12
Drug Use: E.R. Services, then Admitted	4	2	5
Drug Use: Admitted without E.R. Services	3	6	5
Mental: E.R. Services, then Discharged	60	38	41
Mental: E.R. Services, then Admitted	23	38	44
Mental: Admitted without E.R. Services	63	70	54

## HOSPITAL / EMERGENCY ROOM

Secondary Disorder	2021	2020	2019
Alcohol Use: E.R. Services, then Discharged	21	25	24
Alcohol Use: E.R. Services, then Admitted	31	27	17
Alcohol Use: Admitted without E.R. Services	17	31	29
Drug Use: E.R. Services, then Discharged	50	33	13
Drug Use: E.R. Services, then Admitted	47	32	40
Drug Use: Admitted without E.R. Services	54	51	49
Mental: E.R. Services, then Discharged	826	540	132
Mental: E.R. Services, then Admitted	208	131	76
Mental: Admitted without E.R. Services	199	285	186

Source: Missouri Department of Health and Senior Services

\*\* Hospital encounters are categorized based on ICD-10 diagnosis codes. Beginning with 2020 data, individuals with more than one encounter for a substance use or mental disorder are counted for each encounter they have during the calendar year.

## JUVENILE COURT REFERRALS

	2022	2021	2020
Child Abuse	0	4	2
Child Neglect	47	85	37
Child Custody Issues	4	0	0
Juvenile Violent Offenses	8	15	14
Juvenile Alcohol Offenses	2	2	9
Juvenile Drug Offenses	15	5	2
School Truancy	20	49	107
Absent from Home	3	5	10
Beyond Parental Control	7	12	14
Injurious Behavior	6	3	6

Source: Missouri Office of State Courts Administrator.

## SCHOOL REPORTS \*\*\*

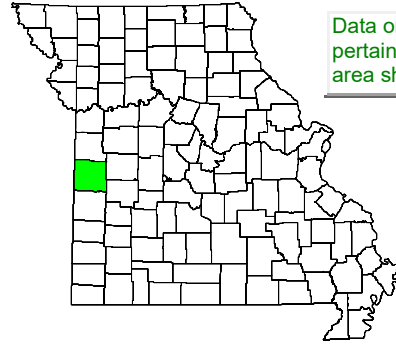
	2022-23	2021-22	2020-21
Reported School Suspensions	14	10	12
Reported Substance Related Suspensions	0	0	6
Reported Violence or Weapon Suspensions	0	0	0
Enrollment Grades K-8	1,081	1,102	1,108
Enrollment Grades 9-12	563	575	570
Dropouts	11	11	16

Source: Missouri Department of Elementary and Secondary Education.

\*\*\* County-level data are aggregated by school district. Reported suspensions and dropouts fewer than 5 in a district are suppressed and represented as zero in the county totals.



# BATES COUNTY



Data on this page pertain to the map area shaded green.

## DEMOGRAPHICS

	2022	2021	2020
Population Estimate	16,177	16,084	16,045
Median Household Income	\$57,291	\$54,634	\$52,140
Poverty Estimate, Individuals of All Ages	2,605	2,162	2,351
Poverty Estimate, Children Under Age 18	749	688	694
Labor Force	7,645	7,647	7,662
Employed	7,438	7,322	7,255
Unemployed	207	325	407
Unemployment Rate	2.7%	4.3%	5.3%

## BIRTHS AND DEATHS

	2022	2021	2020
Resident Births	176	177	191
Resident Deaths	250	245	225
Suicide	3	4	0
Homicide	0	0	1
Alcohol Induced Deaths	1	0	2
Drug Induced Deaths	8	7	0
Smoking Attributable Deaths	33	34	41

Source: Missouri Department of Health and Senior Services

## IMPAIRED DRIVING

	2022	2021	2020
Alcohol Involved Fatal Crashes	0	1	1
Alcohol Involved Injury Crashes	11	3	5
Alcohol Involved Property Damage Crashes	11	9	7
Killed in Alcohol Involved Crashes	0	1	1
Injured in Alcohol Involved Crashes	12	3	7
Drug Involved Fatal Crashes	0	1	1
Drug Involved Injury Crashes	1	1	1
Drug Involved Property Damage Crashes	3	1	2
Killed in Drug Involved Crashes	0	1	1
Injured in Drug Involved Crashes	1	1	1

Source: Missouri Department of Public Safety, Missouri State Highway Patrol.

## POLICE REPORTS

	2022	2021	2020
DUI Arrests, DWI Tracking System	100	77	49
Liquor Law Arrests	0	2	0
Drug Arrests	57	29	92
Violent Offenses	123	91	33
Domestic Violence Reports	73	65	99
Property Offenses	267	273	224

Source: Missouri Department of Public Safety, Missouri State Highway Patrol.

## CRIMINAL JUSTICE

	FY 2023	FY 2022	FY 2021
Treatment Court Participants	8	7	7
Drug Conviction: Probation	34	45	11
Drug Conviction: Prison	4	15	11
Drug Conviction: Parole	11	17	16
DWI Conviction: Probation	2	2	3
DWI Conviction: Prison	1	1	2
DWI Conviction: Parole	0	2	1

Sources: Missouri Office of State Courts Administrator; Missouri Department of Corrections.

## JUVENILE PLACEMENTS \*

	2022	2021	2020
Total Out-of-Home Placements	9	19	14
Parental Alcohol Use Reported	0	1	0
Parental Drug Use Reported	5	9	4
Parental Use of Both Alcohol and Drugs Reported	0	1	0

Source: Missouri Department of Social Services, Children's Division

\* The Children's Division reports do not encompass all reasons for a removal from home but document adverse conditions. Multiple factors are often considered when a child is placed out of the home. Removals involving parental substance use conditions are included in this profile. Some 2022 data are not fully compatible with prior years' data due to category changes.

## HOSPITAL / EMERGENCY ROOM \*\*

Principal Disorder	2021	2020	2019
Alcohol Use: E.R. Services, then Discharged	23	29	33
Alcohol Use: E.R. Services, then Admitted	2	5	4
Alcohol Use: Admitted without E.R. Services	14	15	23
Drug Use: E.R. Services, then Discharged	39	22	35
Drug Use: E.R. Services, then Admitted	2	1	4
Drug Use: Admitted without E.R. Services	15	9	4
Mental: E.R. Services, then Discharged	188	163	142
Mental: E.R. Services, then Admitted	5	7	14
Mental: Admitted without E.R. Services	122	124	82

## HOSPITAL / EMERGENCY ROOM

Secondary Disorder	2021	2020	2019
Alcohol Use: E.R. Services, then Discharged	79	57	54
Alcohol Use: E.R. Services, then Admitted	9	6	10
Alcohol Use: Admitted without E.R. Services	51	69	51
Drug Use: E.R. Services, then Discharged	140	90	52
Drug Use: E.R. Services, then Admitted	23	18	22
Drug Use: Admitted without E.R. Services	94	96	100
Mental: E.R. Services, then Discharged	818	575	380
Mental: E.R. Services, then Admitted	51	72	41
Mental: Admitted without E.R. Services	498	539	421

Source: Missouri Department of Health and Senior Services

\*\* Hospital encounters are categorized based on ICD-10 diagnosis codes. Beginning with 2020 data, individuals with more than one encounter for a substance use or mental disorder are counted for each encounter they have during the calendar year.

## JUVENILE COURT REFERRALS

	2022	2021	2020
Child Abuse	16	28	22
Child Neglect	72	77	91
Child Custody Issues	0	3	3
Juvenile Violent Offenses	8	8	9
Juvenile Alcohol Offenses	1	4	0
Juvenile Drug Offenses	1	2	5
School Truancy	13	11	9
Absent from Home	8	9	10
Beyond Parental Control	11	10	6
Injurious Behavior	11	38	21

Source: Missouri Office of State Courts Administrator.

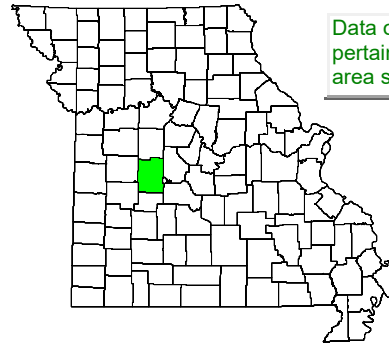
## SCHOOL REPORTS \*\*\*

	2022-23	2021-22	2020-21
Reported School Suspensions	16	21	0
Reported Substance Related Suspensions	0	6	0
Reported Violence or Weapon Suspensions	0	0	0
Enrollment Grades K-8	1,645	1,668	1,609
Enrollment Grades 9-12	746	767	752
Dropouts	0	5	0

Source: Missouri Department of Elementary and Secondary Education.

\*\*\* County-level data are aggregated by school district. Reported suspensions and dropouts fewer than 5 in a district are suppressed and represented as zero in the county totals.

# BENTON COUNTY



Data on this page pertain to the map area shaded green.

## DEMOGRAPHICS

	2022	2021	2020
Population Estimate	20,224	19,916	19,424
Median Household Income	\$51,473	\$51,574	\$44,141
Poverty Estimate, Individuals of All Ages	2,937	3,080	3,260
Poverty Estimate, Children Under Age 18	857	921	914
Labor Force	7,213	7,322	7,235
Employed	6,952	6,905	6,709
Unemployed	261	417	526
Unemployment Rate	3.6%	5.7%	7.3%

## BIRTHS AND DEATHS

	2022	2021	2020
Resident Births	171	147	161
Resident Deaths	370	364	367
Suicide	6	6	2
Homicide	0	1	3
Alcohol Induced Deaths	10	8	5
Drug Induced Deaths	3	2	5
Smoking Attributable Deaths	61	61	57

Source: Missouri Department of Health and Senior Services

## IMPAIRED DRIVING

	2022	2021	2020
Alcohol Involved Fatal Crashes	1	4	0
Alcohol Involved Injury Crashes	11	7	9
Alcohol Involved Property Damage Crashes	10	4	7
Killed in Alcohol Involved Crashes	1	4	0
Injured in Alcohol Involved Crashes	17	10	12
Drug Involved Fatal Crashes	0	2	0
Drug Involved Injury Crashes	0	3	1
Drug Involved Property Damage Crashes	0	1	3
Killed in Drug Involved Crashes	0	2	0
Injured in Drug Involved Crashes	0	9	1

Source: Missouri Department of Public Safety, Missouri State Highway Patrol.

## POLICE REPORTS

	2022	2021	2020
DUI Arrests, DWI Tracking System	57	41	48
Liquor Law Arrests	2	1	0
Drug Arrests	62	63	69
Violent Offenses	36	36	44
Domestic Violence Reports	91	92	119
Property Offenses	187	230	269

Source: Missouri Department of Public Safety, Missouri State Highway Patrol.

## CRIMINAL JUSTICE

	FY 2023	FY 2022	FY 2021
Treatment Court Participants	0	0	3
Drug Conviction: Probation	9	8	16
Drug Conviction: Prison	17	27	23
Drug Conviction: Parole	24	23	21
DWI Conviction: Probation	0	1	1
DWI Conviction: Prison	0	2	2
DWI Conviction: Parole	1	1	1

Sources: Missouri Office of State Courts Administrator; Missouri Department of Corrections.

## JUVENILE PLACEMENTS \*

	2022	2021	2020
Total Out-of-Home Placements	17	8	8
Parental Alcohol Use Reported	3	0	0
Parental Drug Use Reported	6	4	2
Parental Use of Both Alcohol and Drugs Reported	0	0	0

Source: Missouri Department of Social Services, Children's Division

\* The Children's Division reports do not encompass all reasons for a removal from home but document adverse conditions. Multiple factors are often considered when a child is placed out of the home. Removals involving parental substance use conditions are included in this profile. Some 2022 data are not fully compatible with prior years' data due to category changes.

## HOSPITAL / EMERGENCY ROOM \*\*

Principal Disorder	2021	2020	2019
Alcohol Use: E.R. Services, then Discharged	54	43	39
Alcohol Use: E.R. Services, then Admitted	6	4	1
Alcohol Use: Admitted without E.R. Services	32	24	18
Drug Use: E.R. Services, then Discharged	30	25	33
Drug Use: E.R. Services, then Admitted	3	2	2
Drug Use: Admitted without E.R. Services	9	7	5
Mental: E.R. Services, then Discharged	193	147	153
Mental: E.R. Services, then Admitted	19	19	12
Mental: Admitted without E.R. Services	129	120	91

## HOSPITAL / EMERGENCY ROOM

Secondary Disorder	2021	2020	2019
Alcohol Use: E.R. Services, then Discharged	94	210	85
Alcohol Use: E.R. Services, then Admitted	11	17	15
Alcohol Use: Admitted without E.R. Services	99	110	93
Drug Use: E.R. Services, then Discharged	167	162	78
Drug Use: E.R. Services, then Admitted	27	28	25
Drug Use: Admitted without E.R. Services	125	131	118
Mental: E.R. Services, then Discharged	1,203	1,163	969
Mental: E.R. Services, then Admitted	81	87	48
Mental: Admitted without E.R. Services	756	865	534

Source: Missouri Department of Health and Senior Services

\*\* Hospital encounters are categorized based on ICD-10 diagnosis codes. Beginning with 2020 data, individuals with more than one encounter for a substance use or mental disorder are counted for each encounter they have during the calendar year.

## JUVENILE COURT REFERRALS

	2022	2021	2020
Child Abuse	4	3	17
Child Neglect	23	15	24
Child Custody Issues	2	1	12
Juvenile Violent Offenses	7	23	13
Juvenile Alcohol Offenses	0	1	4
Juvenile Drug Offenses	8	10	7
School Truancy	3	2	0
Absent from Home	5	5	3
Beyond Parental Control	2	2	1
Injurious Behavior	12	5	2

Source: Missouri Office of State Courts Administrator.

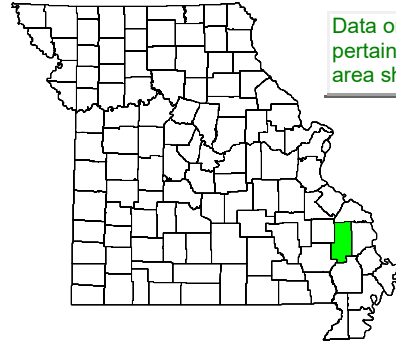
## SCHOOL REPORTS \*\*\*

	2022-23	2021-22	2020-21
Reported School Suspensions	44	47	31
Reported Substance Related Suspensions	7	9	7
Reported Violence or Weapon Suspensions	8	12	6
Enrollment Grades K-8	1,657	1,609	1,540
Enrollment Grades 9-12	827	749	729
Dropouts	0	7	7

Source: Missouri Department of Elementary and Secondary Education.

\*\*\* County-level data are aggregated by school district. Reported suspensions and dropouts fewer than 5 in a district are suppressed and represented as zero in the county totals.

# BOLLINGER COUNTY



Data on this page pertain to the map area shaded green.

## DEMOGRAPHICS

	2022	2021	2020
Population Estimate	10,518	10,578	10,559
Median Household Income	\$53,932	\$54,291	\$48,198
Poverty Estimate, Individuals of All Ages	1,228	1,572	1,955
Poverty Estimate, Children Under Age 18	516	506	572
Labor Force	5,285	5,349	5,409
Employed	5,147	5,127	5,105
Unemployed	138	222	304
Unemployment Rate	2.6%	4.2%	5.6%

## BIRTHS AND DEATHS

	2022	2021	2020
Resident Births	134	127	142
Resident Deaths	153	162	186
Suicide	2	1	5
Homicide	1	1	0
Alcohol Induced Deaths	0	0	0
Drug Induced Deaths	2	1	4
Smoking Attributable Deaths	21	24	26

Source: Missouri Department of Health and Senior Services

## IMPAIRED DRIVING

	2022	2021	2020
Alcohol Involved Fatal Crashes	2	0	0
Alcohol Involved Injury Crashes	5	5	2
Alcohol Involved Property Damage Crashes	9	8	9
Killed in Alcohol Involved Crashes	2	0	0
Injured in Alcohol Involved Crashes	8	7	2
Drug Involved Fatal Crashes	0	1	0
Drug Involved Injury Crashes	0	1	1
Drug Involved Property Damage Crashes	2	2	1
Killed in Drug Involved Crashes	0	1	0
Injured in Drug Involved Crashes	0	3	2

Source: Missouri Department of Public Safety, Missouri State Highway Patrol.

## POLICE REPORTS

	2022	2021	2020
DUI Arrests, DWI Tracking System	22	29	23
Liquor Law Arrests	0	2	0
Drug Arrests	14	16	12
Violent Offenses	64	84	55
Domestic Violence Reports	47	69	63
Property Offenses	80	129	102

Source: Missouri Department of Public Safety, Missouri State Highway Patrol.

## CRIMINAL JUSTICE

	FY 2023	FY 2022	FY 2021
Treatment Court Participants	0	0	0
Drug Conviction: Probation	3	8	8
Drug Conviction: Prison	8	6	6
Drug Conviction: Parole	11	14	14
DWI Conviction: Probation	2	1	1
DWI Conviction: Prison	0	0	0
DWI Conviction: Parole	1	0	0

Sources: Missouri Office of State Courts Administrator; Missouri Department of Corrections.

## JUVENILE PLACEMENTS \*

	2022	2021	2020
Total Out-of-Home Placements	23	34	30
Parental Alcohol Use Reported	0	1	3
Parental Drug Use Reported	12	22	20
Parental Use of Both Alcohol and Drugs Reported	0	0	0

Source: Missouri Department of Social Services, Children's Division

\* The Children's Division reports do not encompass all reasons for a removal from home but document adverse conditions. Multiple factors are often considered when a child is placed out of the home. Removals involving parental substance use conditions are included in this profile. Some 2022 data are not fully compatible with prior years' data due to category changes.

## HOSPITAL / EMERGENCY ROOM \*\*

Principal Disorder	2021	2020	2019
Alcohol Use: E.R. Services, then Discharged	8	16	15
Alcohol Use: E.R. Services, then Admitted	1	3	4
Alcohol Use: Admitted without E.R. Services	3	2	2
Drug Use: E.R. Services, then Discharged	20	14	23
Drug Use: E.R. Services, then Admitted	2	1	1
Drug Use: Admitted without E.R. Services	3	2	5
Mental: E.R. Services, then Discharged	69	85	79
Mental: E.R. Services, then Admitted	13	8	7
Mental: Admitted without E.R. Services	72	73	50

## HOSPITAL / EMERGENCY ROOM

Secondary Disorder	2021	2020	2019
Alcohol Use: E.R. Services, then Discharged	15	20	25
Alcohol Use: E.R. Services, then Admitted	7	14	7
Alcohol Use: Admitted without E.R. Services	24	32	26
Drug Use: E.R. Services, then Discharged	121	83	78
Drug Use: E.R. Services, then Admitted	20	12	12
Drug Use: Admitted without E.R. Services	65	54	41
Mental: E.R. Services, then Discharged	577	529	451
Mental: E.R. Services, then Admitted	81	64	39
Mental: Admitted without E.R. Services	278	271	173

Source: Missouri Department of Health and Senior Services

\*\* Hospital encounters are categorized based on ICD-10 diagnosis codes. Beginning with 2020 data, individuals with more than one encounter for a substance use or mental disorder are counted for each encounter they have during the calendar year.

## JUVENILE COURT REFERRALS

	2022	2021	2020
Child Abuse	10	0	2
Child Neglect	18	45	22
Child Custody Issues	0	0	0
Juvenile Violent Offenses	6	4	2
Juvenile Alcohol Offenses	2	0	2
Juvenile Drug Offenses	1	1	1
School Truancy	34	25	14
Absent from Home	0	5	5
Beyond Parental Control	0	0	0
Injurious Behavior	21	32	13

Source: Missouri Office of State Courts Administrator.

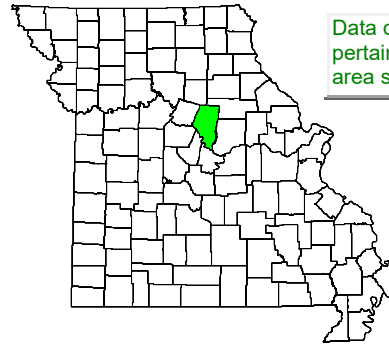
## SCHOOL REPORTS \*\*\*

	2022-23	2021-22	2020-21
Reported School Suspensions	5	10	0
Reported Substance Related Suspensions	0	0	0
Reported Violence or Weapon Suspensions	0	0	0
Enrollment Grades K-8	1,124	1,127	1,172
Enrollment Grades 9-12	529	531	512
Dropouts	0	0	7

Source: Missouri Department of Elementary and Secondary Education.

\*\*\* County-level data are aggregated by school district. Reported suspensions and dropouts fewer than 5 in a district are suppressed and represented as zero in the county totals.

# BOONE COUNTY



Data on this page pertain to the map area shaded green.

## DEMOGRAPHICS

	2022	2021	2020
Population Estimate	187,690	186,075	184,035
Median Household Income	\$63,981	\$62,805	\$62,673
Poverty Estimate, Individuals of All Ages	29,565	29,264	22,178
Poverty Estimate, Children Under Age 18	4,631	5,015	4,563
Labor Force	99,703	99,004	96,381
Employed	97,738	96,049	92,311
Unemployed	1,965	2,955	4,070
Unemployment Rate	2.0%	3.0%	4.2%

## BIRTHS AND DEATHS

	2022	2021	2020
Resident Births	2,008	1,922	1,979
Resident Deaths	1,414	1,392	1,401
Suicide	28	35	27
Homicide	13	15	15
Alcohol Induced Deaths	14	21	14
Drug Induced Deaths	57	57	38
Smoking Attributable Deaths	178	182	172

Source: Missouri Department of Health and Senior Services

## IMPAIRED DRIVING

	2022	2021	2020
Alcohol Involved Fatal Crashes	4	2	3
Alcohol Involved Injury Crashes	28	37	34
Alcohol Involved Property Damage Crashes	78	69	56
Killed in Alcohol Involved Crashes	7	2	3
Injured in Alcohol Involved Crashes	44	58	46
Drug Involved Fatal Crashes	0	3	2
Drug Involved Injury Crashes	6	11	15
Drug Involved Property Damage Crashes	9	33	18
Killed in Drug Involved Crashes	0	3	2
Injured in Drug Involved Crashes	7	14	20

Source: Missouri Department of Public Safety, Missouri State Highway Patrol.

## POLICE REPORTS

	2022	2021	2020
DUI Arrests, DWI Tracking System	590	660	541
Liquor Law Arrests	94	135	95
Drug Arrests	1,026	761	791
Violent Offenses	752	782	688
Domestic Violence Reports	1,263	1,423	2,010
Property Offenses	4,326	4,114	4,277

Source: Missouri Department of Public Safety, Missouri State Highway Patrol.

## CRIMINAL JUSTICE

	FY 2023	FY 2022	FY 2021
Treatment Court Participants	322	318	317
Drug Conviction: Probation	142	205	162
Drug Conviction: Prison	72	90	93
Drug Conviction: Parole	68	72	103
DWI Conviction: Probation	21	27	25
DWI Conviction: Prison	6	8	4
DWI Conviction: Parole	1	4	4

Sources: Missouri Office of State Courts Administrator; Missouri Department of Corrections.

## JUVENILE PLACEMENTS \*

	2022	2021	2020
Total Out-of-Home Placements	110	148	129
Parental Alcohol Use Reported	6	14	9
Parental Drug Use Reported	41	60	55
Parental Use of Both Alcohol and Drugs Reported	2	5	0

Source: Missouri Department of Social Services, Children's Division

\* The Children's Division reports do not encompass all reasons for a removal from home but document adverse conditions. Multiple factors are often considered when a child is placed out of the home. Removals involving parental substance use conditions are included in this profile. Some 2022 data are not fully compatible with prior years' data due to category changes.

## HOSPITAL / EMERGENCY ROOM \*\*

Principal Disorder	2021	2020	2019
Alcohol Use: E.R. Services, then Discharged	613	518	406
Alcohol Use: E.R. Services, then Admitted	257	330	114
Alcohol Use: Admitted without E.R. Services	69	79	33
Drug Use: E.R. Services, then Discharged	323	349	282
Drug Use: E.R. Services, then Admitted	134	152	98
Drug Use: Admitted without E.R. Services	36	49	38
Mental: E.R. Services, then Discharged	1,213	1,223	1,210
Mental: E.R. Services, then Admitted	1,063	961	650
Mental: Admitted without E.R. Services	484	629	314

## HOSPITAL / EMERGENCY ROOM

Secondary Disorder	2021	2020	2019
Alcohol Use: E.R. Services, then Discharged	443	425	387
Alcohol Use: E.R. Services, then Admitted	552	631	402
Alcohol Use: Admitted without E.R. Services	275	230	135
Drug Use: E.R. Services, then Discharged	692	673	732
Drug Use: E.R. Services, then Admitted	883	918	648
Drug Use: Admitted without E.R. Services	415	415	283
Mental: E.R. Services, then Discharged	2,009	3,424	2,800
Mental: E.R. Services, then Admitted	2,652	3,476	2,006
Mental: Admitted without E.R. Services	2,180	1,731	1,189

Source: Missouri Department of Health and Senior Services

\*\* Hospital encounters are categorized based on ICD-10 diagnosis codes. Beginning with 2020 data, individuals with more than one encounter for a substance use or mental disorder are counted for each encounter they have during the calendar year.

## JUVENILE COURT REFERRALS

	2022	2021	2020
Child Abuse	1	3	5
Child Neglect	152	189	183
Child Custody Issues	20	6	15
Juvenile Violent Offenses	212	122	150
Juvenile Alcohol Offenses	19	5	9
Juvenile Drug Offenses	62	33	33
School Truancy	50	17	29
Absent from Home	0	0	9
Beyond Parental Control	151	100	63
Injurious Behavior	513	362	269

Source: Missouri Office of State Courts Administrator.

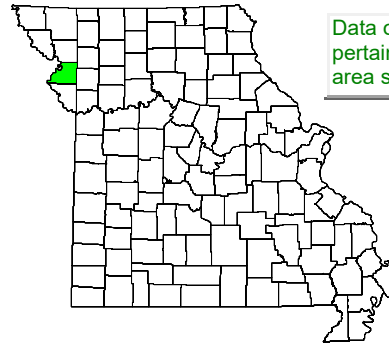
## SCHOOL REPORTS \*\*\*

	2022-23	2021-22	2020-21
Reported School Suspensions	210	151	38
Reported Substance Related Suspensions	34	15	6
Reported Violence or Weapon Suspensions	76	46	0
Enrollment Grades K-8	16,998	16,233	15,929
Enrollment Grades 9-12	8,029	7,372	7,245
Dropouts	183	206	140

Source: Missouri Department of Elementary and Secondary Education.

\*\*\* County-level data are aggregated by school district. Reported suspensions and dropouts fewer than 5 in a district are suppressed and represented as zero in the county totals.

# BUCHANAN COUNTY



Data on this page pertain to the map area shaded green.

## DEMOGRAPHICS

	2022	2021	2020
Population Estimate	82,911	83,655	84,460
Median Household Income	\$56,751	\$51,811	\$53,133
Poverty Estimate, Individuals of All Ages	13,932	14,831	10,789
Poverty Estimate, Children Under Age 18	3,845	4,183	3,246
Labor Force	42,112	43,329	43,827
Employed	41,103	41,689	41,667
Unemployed	1,009	1,640	2,160
Unemployment Rate	2.4%	3.8%	4.9%

## BIRTHS AND DEATHS

	2022	2021	2020
Resident Births	989	983	1,074
Resident Deaths	1,045	1,117	1,131
Suicide	18	20	19
Homicide	6	10	4
Alcohol Induced Deaths	14	25	6
Drug Induced Deaths	42	26	28
Smoking Attributable Deaths	169	198	159

Source: Missouri Department of Health and Senior Services

## IMPAIRED DRIVING

	2022	2021	2020
Alcohol Involved Fatal Crashes	3	4	3
Alcohol Involved Injury Crashes	31	48	47
Alcohol Involved Property Damage Crashes	59	68	56
Killed in Alcohol Involved Crashes	3	4	3
Injured in Alcohol Involved Crashes	40	66	66
Drug Involved Fatal Crashes	3	1	0
Drug Involved Injury Crashes	10	18	16
Drug Involved Property Damage Crashes	9	25	13
Killed in Drug Involved Crashes	3	1	0
Injured in Drug Involved Crashes	15	31	21

Source: Missouri Department of Public Safety, Missouri State Highway Patrol.

## POLICE REPORTS

	2022	2021	2020
DUI Arrests, DWI Tracking System	372	362	315
Liquor Law Arrests	53	40	47
Drug Arrests	444	345	380
Violent Offenses	556	508	461
Domestic Violence Reports	775	948	1,196
Property Offenses	3,266	3,297	4,108

Source: Missouri Department of Public Safety, Missouri State Highway Patrol.

## CRIMINAL JUSTICE

	FY 2023	FY 2022	FY 2021
Treatment Court Participants	251	257	269
Drug Conviction: Probation	41	82	80
Drug Conviction: Prison	73	104	120
Drug Conviction: Parole	147	155	155
DWI Conviction: Probation	17	18	11
DWI Conviction: Prison	5	3	5
DWI Conviction: Parole	4	10	7

Sources: Missouri Office of State Courts Administrator; Missouri Department of Corrections.

## JUVENILE PLACEMENTS \*

	2022	2021	2020
Total Out-of-Home Placements	62	61	45
Parental Alcohol Use Reported	6	0	2
Parental Drug Use Reported	26	36	16
Parental Use of Both Alcohol and Drugs Reported	1	0	2

Source: Missouri Department of Social Services, Children's Division

\* The Children's Division reports do not encompass all reasons for a removal from home but document adverse conditions. Multiple factors are often considered when a child is placed out of the home. Removals involving parental substance use conditions are included in this profile. Some 2022 data are not fully compatible with prior years' data due to category changes.

## HOSPITAL / EMERGENCY ROOM \*\*

Principal Disorder	2021	2020	2019
Alcohol Use: E.R. Services, then Discharged	367	383	207
Alcohol Use: E.R. Services, then Admitted	142	100	58
Alcohol Use: Admitted without E.R. Services	20	24	16
Drug Use: E.R. Services, then Discharged	294	211	179
Drug Use: E.R. Services, then Admitted	179	145	104
Drug Use: Admitted without E.R. Services	24	23	18
Mental: E.R. Services, then Discharged	873	788	708
Mental: E.R. Services, then Admitted	883	964	625
Mental: Admitted without E.R. Services	425	396	284

## HOSPITAL / EMERGENCY ROOM

Secondary Disorder	2021	2020	2019
Alcohol Use: E.R. Services, then Discharged	505	493	332
Alcohol Use: E.R. Services, then Admitted	728	695	361
Alcohol Use: Admitted without E.R. Services	122	103	97
Drug Use: E.R. Services, then Discharged	1,066	1,043	1,054
Drug Use: E.R. Services, then Admitted	1,195	1,158	639
Drug Use: Admitted without E.R. Services	332	254	246
Mental: E.R. Services, then Discharged	7,561	7,024	4,627
Mental: E.R. Services, then Admitted	2,744	2,783	1,387
Mental: Admitted without E.R. Services	1,122	1,036	672

Source: Missouri Department of Health and Senior Services

\*\* Hospital encounters are categorized based on ICD-10 diagnosis codes. Beginning with 2020 data, individuals with more than one encounter for a substance use or mental disorder are counted for each encounter they have during the calendar year.

## JUVENILE COURT REFERRALS

	2022	2021	2020
Child Abuse	82	83	85
Child Neglect	102	91	82
Child Custody Issues	0	0	0
Juvenile Violent Offenses	102	89	80
Juvenile Alcohol Offenses	0	4	1
Juvenile Drug Offenses	6	13	8
School Truancy	225	215	117
Absent from Home	76	151	167
Beyond Parental Control	64	74	55
Injurious Behavior	189	147	41

Source: Missouri Office of State Courts Administrator.

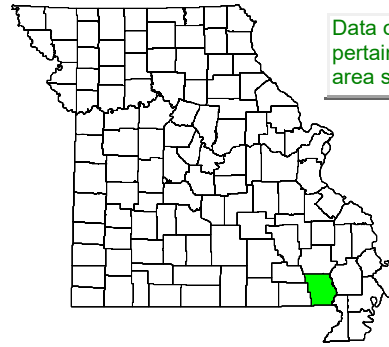
## SCHOOL REPORTS \*\*\*

	2022-23	2021-22	2020-21
Reported School Suspensions	273	213	85
Reported Substance Related Suspensions	144	66	29
Reported Violence or Weapon Suspensions	17	0	0
Enrollment Grades K-8	8,330	8,361	8,476
Enrollment Grades 9-12	3,744	3,681	3,686
Dropouts	113	207	251

Source: Missouri Department of Elementary and Secondary Education.

\*\*\* County-level data are aggregated by school district. Reported suspensions and dropouts fewer than 5 in a district are suppressed and represented as zero in the county totals.

# BUTLER COUNTY



Data on this page pertain to the map area shaded green.

## DEMOGRAPHICS

	2022	2021	2020
Population Estimate	42,179	42,150	42,059
Median Household Income	\$44,853	\$43,640	\$42,099
Poverty Estimate, Individuals of All Ages	8,078	8,210	8,777
Poverty Estimate, Children Under Age 18	2,533	2,757	2,529
Labor Force	17,926	18,037	18,183
Employed	17,400	17,187	17,032
Unemployed	526	850	1,151
Unemployment Rate	2.9%	4.7%	6.3%

## BIRTHS AND DEATHS

	2022	2021	2020
Resident Births	475	549	544
Resident Deaths	672	708	688
Suicide	12	6	8
Homicide	6	3	5
Alcohol Induced Deaths	8	9	7
Drug Induced Deaths	19	24	19
Smoking Attributable Deaths	124	108	104

Source: Missouri Department of Health and Senior Services

## IMPAIRED DRIVING

	2022	2021	2020
Alcohol Involved Fatal Crashes	0	2	1
Alcohol Involved Injury Crashes	15	18	15
Alcohol Involved Property Damage Crashes	19	32	22
Killed in Alcohol Involved Crashes	0	2	1
Injured in Alcohol Involved Crashes	24	29	21
Drug Involved Fatal Crashes	1	2	0
Drug Involved Injury Crashes	2	5	7
Drug Involved Property Damage Crashes	6	10	6
Killed in Drug Involved Crashes	1	2	0
Injured in Drug Involved Crashes	2	6	8

Source: Missouri Department of Public Safety, Missouri State Highway Patrol.

## POLICE REPORTS

	2022	2021	2020
DUI Arrests, DWI Tracking System	73	91	91
Liquor Law Arrests	1	2	0
Drug Arrests	129	89	150
Violent Offenses	114	233	152
Domestic Violence Reports	401	436	614
Property Offenses	725	1,151	1,725

Source: Missouri Department of Public Safety, Missouri State Highway Patrol.

## CRIMINAL JUSTICE

	FY 2023	FY 2022	FY 2021
Treatment Court Participants	85	81	72
Drug Conviction: Probation	116	115	79
Drug Conviction: Prison	125	116	101
Drug Conviction: Parole	129	113	115
DWI Conviction: Probation	2	4	3
DWI Conviction: Prison	2	3	1
DWI Conviction: Parole	4	1	1

Sources: Missouri Office of State Courts Administrator; Missouri Department of Corrections.

## JUVENILE PLACEMENTS \*

	2022	2021	2020
Total Out-of-Home Placements	134	124	73
Parental Alcohol Use Reported	3	0	0
Parental Drug Use Reported	80	75	46
Parental Use of Both Alcohol and Drugs Reported	1	0	0

Source: Missouri Department of Social Services, Children's Division

\* The Children's Division reports do not encompass all reasons for a removal from home but document adverse conditions. Multiple factors are often considered when a child is placed out of the home. Removals involving parental substance use conditions are included in this profile. Some 2022 data are not fully compatible with prior years' data due to category changes.

## HOSPITAL / EMERGENCY ROOM \*\*

Principal Disorder	2021	2020	2019
Alcohol Use: E.R. Services, then Discharged	98	116	95
Alcohol Use: E.R. Services, then Admitted	29	31	22
Alcohol Use: Admitted without E.R. Services	15	13	12
Drug Use: E.R. Services, then Discharged	178	198	159
Drug Use: E.R. Services, then Admitted	46	102	85
Drug Use: Admitted without E.R. Services	11	36	29
Mental: E.R. Services, then Discharged	571	631	552
Mental: E.R. Services, then Admitted	563	429	240
Mental: Admitted without E.R. Services	266	410	175

## HOSPITAL / EMERGENCY ROOM

Secondary Disorder	2021	2020	2019
Alcohol Use: E.R. Services, then Discharged	122	149	122
Alcohol Use: E.R. Services, then Admitted	229	196	133
Alcohol Use: Admitted without E.R. Services	61	129	106
Drug Use: E.R. Services, then Discharged	338	312	269
Drug Use: E.R. Services, then Admitted	628	478	274
Drug Use: Admitted without E.R. Services	164	302	184
Mental: E.R. Services, then Discharged	1,997	2,875	1,959
Mental: E.R. Services, then Admitted	1,231	1,132	579
Mental: Admitted without E.R. Services	617	834	542

Source: Missouri Department of Health and Senior Services

\*\* Hospital encounters are categorized based on ICD-10 diagnosis codes. Beginning with 2020 data, individuals with more than one encounter for a substance use or mental disorder are counted for each encounter they have during the calendar year.

## JUVENILE COURT REFERRALS

	2022	2021	2020
Child Abuse	11	7	0
Child Neglect	191	258	103
Child Custody Issues	0	0	0
Juvenile Violent Offenses	70	95	72
Juvenile Alcohol Offenses	12	5	3
Juvenile Drug Offenses	31	18	12
School Truancy	0	2	11
Absent from Home	57	70	52
Beyond Parental Control	3	9	12
Injurious Behavior	0	0	0

Source: Missouri Office of State Courts Administrator.

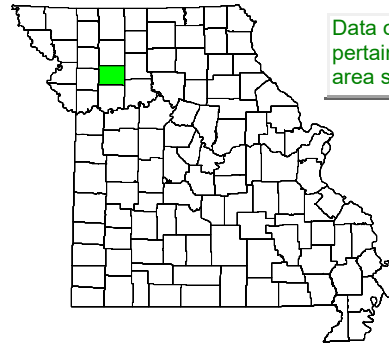
## SCHOOL REPORTS \*\*\*

	2022-23	2021-22	2020-21
Reported School Suspensions	218	150	142
Reported Substance Related Suspensions	65	32	24
Reported Violence or Weapon Suspensions	49	36	39
Enrollment Grades K-8	4,390	4,441	4,412
Enrollment Grades 9-12	1,933	1,944	1,920
Dropouts	31	40	29

Source: Missouri Department of Elementary and Secondary Education.

\*\*\* County-level data are aggregated by school district. Reported suspensions and dropouts fewer than 5 in a district are suppressed and represented as zero in the county totals.

# CALDWELL COUNTY



Data on this page pertain to the map area shaded green.

## DEMOGRAPHICS

	2022	2021	2020
Population Estimate	8,933	8,896	8,824
Median Household Income	\$56,660	\$52,861	\$47,870
Poverty Estimate, Individuals of All Ages	1,088	1,152	1,096
Poverty Estimate, Children Under Age 18	372	362	334
Labor Force	4,251	4,298	4,279
Employed	4,134	4,078	4,050
Unemployed	117	220	229
Unemployment Rate	2.8%	5.1%	5.4%

## BIRTHS AND DEATHS

	2022	2021	2020
Resident Births	107	100	95
Resident Deaths	121	135	120
Suicide	2	3	5
Homicide	2	1	1
Alcohol Induced Deaths	0	1	0
Drug Induced Deaths	1	0	1
Smoking Attributable Deaths	19	17	19

Source: Missouri Department of Health and Senior Services

## IMPAIRED DRIVING

	2022	2021	2020
Alcohol Involved Fatal Crashes	0	0	1
Alcohol Involved Injury Crashes	2	4	4
Alcohol Involved Property Damage Crashes	6	2	3
Killed in Alcohol Involved Crashes	0	0	1
Injured in Alcohol Involved Crashes	2	4	4
Drug Involved Fatal Crashes	0	0	1
Drug Involved Injury Crashes	0	2	0
Drug Involved Property Damage Crashes	1	0	0
Killed in Drug Involved Crashes	0	0	1
Injured in Drug Involved Crashes	0	2	0

Source: Missouri Department of Public Safety, Missouri State Highway Patrol.

## POLICE REPORTS

	2022	2021	2020
DUI Arrests, DWI Tracking System	33	42	28
Liquor Law Arrests	0	0	0
Drug Arrests	25	27	19
Violent Offenses	7	10	24
Domestic Violence Reports	14	38	83
Property Offenses	30	51	100

Source: Missouri Department of Public Safety, Missouri State Highway Patrol.

## CRIMINAL JUSTICE

	FY 2023	FY 2022	FY 2021
Treatment Court Participants	0	0	0
Drug Conviction: Probation	10	16	9
Drug Conviction: Prison	18	33	20
Drug Conviction: Parole	25	27	19
DWI Conviction: Probation	0	0	0
DWI Conviction: Prison	2	4	2
DWI Conviction: Parole	3	0	2

Sources: Missouri Office of State Courts Administrator; Missouri Department of Corrections.

## JUVENILE PLACEMENTS \*

	2022	2021	2020
Total Out-of-Home Placements	19	9	7
Parental Alcohol Use Reported	0	1	0
Parental Drug Use Reported	6	3	3
Parental Use of Both Alcohol and Drugs Reporte	0	0	0

Source: Missouri Department of Social Services, Children's Division

\* The Children's Division reports do not encompass all reasons for a removal from home but document adverse conditions. Multiple factors are often considered when a child is placed out of the home. Removals involving parental substance use conditions are included in this profile. Some 2022 data are not fully compatible with prior years' data due to category changes.

## HOSPITAL / EMERGENCY ROOM \*\*

Principal Disorder	2021	2020	2019
Alcohol Use: E.R. Services, then Discharged	13	17	8
Alcohol Use: E.R. Services, then Admitted	7	9	2
Alcohol Use: Admitted without E.R. Services	4	5	1
Drug Use: E.R. Services, then Discharged	4	6	12
Drug Use: E.R. Services, then Admitted	1	2	2
Drug Use: Admitted without E.R. Services	0	1	1
Mental: E.R. Services, then Discharged	51	65	36
Mental: E.R. Services, then Admitted	16	14	14
Mental: Admitted without E.R. Services	52	54	37

## HOSPITAL / EMERGENCY ROOM

Secondary Disorder	2021	2020	2019
Alcohol Use: E.R. Services, then Discharged	11	6	11
Alcohol Use: E.R. Services, then Admitted	21	14	15
Alcohol Use: Admitted without E.R. Services	16	29	16
Drug Use: E.R. Services, then Discharged	18	14	18
Drug Use: E.R. Services, then Admitted	16	12	10
Drug Use: Admitted without E.R. Services	38	33	22
Mental: E.R. Services, then Discharged	87	91	76
Mental: E.R. Services, then Admitted	113	121	86
Mental: Admitted without E.R. Services	161	162	136

Source: Missouri Department of Health and Senior Services

\*\* Hospital encounters are categorized based on ICD-10 diagnosis codes. Beginning with 2020 data, individuals with more than one encounter for a substance use or mental disorder are counted for each encounter they have during the calendar year.

## JUVENILE COURT REFERRALS

	2022	2021	2020
Child Abuse	5	11	3
Child Neglect	26	20	22
Child Custody Issues	0	0	0
Juvenile Violent Offenses	11	9	4
Juvenile Alcohol Offenses	1	1	2
Juvenile Drug Offenses	6	3	3
School Truancy	7	10	9
Absent from Home	3	3	10
Beyond Parental Control	3	4	3
Injurious Behavior	6	4	9

Source: Missouri Office of State Courts Administrator.

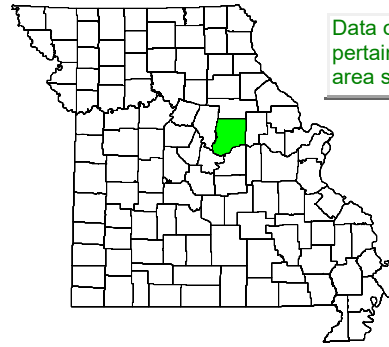
## SCHOOL REPORTS \*\*\*

	2022-23	2021-22	2020-21
Reported School Suspensions	0	7	0
Reported Substance Related Suspensions	0	0	0
Reported Violence or Weapon Suspensions	0	0	0
Enrollment Grades K-8	952	977	932
Enrollment Grades 9-12	484	479	469
Dropouts	0	0	0

Source: Missouri Department of Elementary and Secondary Education.

\*\*\* County-level data are aggregated by school district. Reported suspensions and dropouts fewer than 5 in a district are suppressed and represented as zero in the county totals.

# CALLAWAY COUNTY



Data on this page pertain to the map area shaded green.

## DEMOGRAPHICS

	2022	2021	2020
Population Estimate	44,762	44,667	44,337
Median Household Income	\$72,398	\$64,333	\$61,268
Poverty Estimate, Individuals of All Ages	4,379	4,312	4,693
Poverty Estimate, Children Under Age 18	1,308	1,269	1,280
Labor Force	21,592	21,325	21,366
Employed	21,097	20,598	20,410
Unemployed	495	727	956
Unemployment Rate	2.3%	3.4%	4.5%

## BIRTHS AND DEATHS

	2022	2021	2020
Resident Births	475	448	461
Resident Deaths	500	501	519
Suicide	9	12	10
Homicide	2	0	1
Alcohol Induced Deaths	2	2	6
Drug Induced Deaths	15	16	9
Smoking Attributable Deaths	65	69	85

Source: Missouri Department of Health and Senior Services

## IMPAIRED DRIVING

	2022	2021	2020
Alcohol Involved Fatal Crashes	0	1	1
Alcohol Involved Injury Crashes	13	29	20
Alcohol Involved Property Damage Crashes	31	32	27
Killed in Alcohol Involved Crashes	0	1	1
Injured in Alcohol Involved Crashes	22	42	26
Drug Involved Fatal Crashes	0	0	1
Drug Involved Injury Crashes	1	4	3
Drug Involved Property Damage Crashes	6	5	10
Killed in Drug Involved Crashes	0	0	1
Injured in Drug Involved Crashes	1	5	3

Source: Missouri Department of Public Safety, Missouri State Highway Patrol.

## POLICE REPORTS

	2022	2021	2020
DUI Arrests, DWI Tracking System	172	209	119
Liquor Law Arrests	5	7	2
Drug Arrests	196	386	333
Violent Offenses	103	131	88
Domestic Violence Reports	290	410	482
Property Offenses	588	729	970

Source: Missouri Department of Public Safety, Missouri State Highway Patrol.

## CRIMINAL JUSTICE

	FY 2023	FY 2022	FY 2021
Treatment Court Participants	98	66	65
Drug Conviction: Probation	96	107	79
Drug Conviction: Prison	42	66	31
Drug Conviction: Parole	56	46	49
DWI Conviction: Probation	14	22	8
DWI Conviction: Prison	3	3	5
DWI Conviction: Parole	3	2	1

Sources: Missouri Office of State Courts Administrator; Missouri Department of Corrections.

## JUVENILE PLACEMENTS \*

	2022	2021	2020
Total Out-of-Home Placements	47	89	62
Parental Alcohol Use Reported	4	6	3
Parental Drug Use Reported	21	42	33
Parental Use of Both Alcohol and Drugs Reported	0	3	1

Source: Missouri Department of Social Services, Children's Division

\* The Children's Division reports do not encompass all reasons for a removal from home but document adverse conditions. Multiple factors are often considered when a child is placed out of the home. Removals involving parental substance use conditions are included in this profile. Some 2022 data are not fully compatible with prior years' data due to category changes.

## HOSPITAL / EMERGENCY ROOM \*\*

Principal Disorder	2021	2020	2019
Alcohol Use: E.R. Services, then Discharged	104	122	82
Alcohol Use: E.R. Services, then Admitted	52	64	19
Alcohol Use: Admitted without E.R. Services	16	8	17
Drug Use: E.R. Services, then Discharged	43	56	42
Drug Use: E.R. Services, then Admitted	31	20	19
Drug Use: Admitted without E.R. Services	17	7	14
Mental: E.R. Services, then Discharged	310	335	376
Mental: E.R. Services, then Admitted	294	260	183
Mental: Admitted without E.R. Services	313	272	180

## HOSPITAL / EMERGENCY ROOM

Secondary Disorder	2021	2020	2019
Alcohol Use: E.R. Services, then Discharged	78	112	424
Alcohol Use: E.R. Services, then Admitted	132	130	120
Alcohol Use: Admitted without E.R. Services	90	71	47
Drug Use: E.R. Services, then Discharged	149	174	182
Drug Use: E.R. Services, then Admitted	201	240	135
Drug Use: Admitted without E.R. Services	144	98	119
Mental: E.R. Services, then Discharged	906	1,640	1,426
Mental: E.R. Services, then Admitted	736	993	522
Mental: Admitted without E.R. Services	619	567	418

Source: Missouri Department of Health and Senior Services

\*\* Hospital encounters are categorized based on ICD-10 diagnosis codes. Beginning with 2020 data, individuals with more than one encounter for a substance use or mental disorder are counted for each encounter they have during the calendar year.

## JUVENILE COURT REFERRALS

	2022	2021	2020
Child Abuse	0	0	2
Child Neglect	85	128	90
Child Custody Issues	2	6	17
Juvenile Violent Offenses	91	82	69
Juvenile Alcohol Offenses	6	10	2
Juvenile Drug Offenses	19	13	7
School Truancy	54	60	31
Absent from Home	1	3	5
Beyond Parental Control	128	91	101
Injurious Behavior	82	38	47

Source: Missouri Office of State Courts Administrator.

## SCHOOL REPORTS \*\*\*

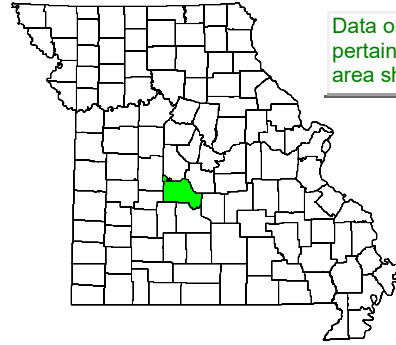
	2022-23	2021-22	2020-21
Reported School Suspensions	59	54	25
Reported Substance Related Suspensions	11	13	9
Reported Violence or Weapon Suspensions	0	0	0
Enrollment Grades K-8	3,076	3,178	3,207
Enrollment Grades 9-12	1,542	1,543	1,530
Dropouts	49	33	40

Source: Missouri Department of Elementary and Secondary Education.

\*\*\* County-level data are aggregated by school district. Reported suspensions and dropouts fewer than 5 in a district are suppressed and represented as zero in the county totals.



# CAMDEN COUNTY



Data on this page pertain to the map area shaded green.

## DEMOGRAPHICS

	2022	2021	2020
Population Estimate	43,768	43,527	42,802
Median Household Income	\$63,703	\$54,637	\$64,357
Poverty Estimate, Individuals of All Ages	5,405	5,681	6,407
Poverty Estimate, Children Under Age 18	1,406	1,476	1,631
Labor Force	19,079	19,270	18,829
Employed	18,481	18,315	17,502
Unemployed	598	955	1,327
Unemployment Rate	3.1%	5.0%	7.0%

## BIRTHS AND DEATHS

	2022	2021	2020
Resident Births	379	354	369
Resident Deaths	602	664	646
Suicide	10	15	14
Homicide	0	1	0
Alcohol Induced Deaths	10	13	13
Drug Induced Deaths	5	15	6
Smoking Attributable Deaths	106	103	90

Source: Missouri Department of Health and Senior Services

## IMPAIRED DRIVING

	2022	2021	2020
Alcohol Involved Fatal Crashes	4	1	3
Alcohol Involved Injury Crashes	29	32	31
Alcohol Involved Property Damage Crashes	42	59	48
Killed in Alcohol Involved Crashes	6	1	3
Injured in Alcohol Involved Crashes	44	43	48
Drug Involved Fatal Crashes	1	1	2
Drug Involved Injury Crashes	4	2	7
Drug Involved Property Damage Crashes	5	11	11
Killed in Drug Involved Crashes	1	1	2
Injured in Drug Involved Crashes	6	3	14

Source: Missouri Department of Public Safety, Missouri State Highway Patrol.

## POLICE REPORTS

	2022	2021	2020
DUI Arrests, DWI Tracking System	294	395	147
Liquor Law Arrests	10	11	14
Drug Arrests	193	146	204
Violent Offenses	108	128	127
Domestic Violence Reports	215	226	456
Property Offenses	563	457	771

Source: Missouri Department of Public Safety, Missouri State Highway Patrol.

## CRIMINAL JUSTICE

	FY 2023	FY 2022	FY 2021
Treatment Court Participants	22	39	47
Drug Conviction: Probation	124	104	59
Drug Conviction: Prison	39	44	54
Drug Conviction: Parole	45	60	48
DWI Conviction: Probation	21	8	8
DWI Conviction: Prison	5	0	4
DWI Conviction: Parole	2	3	3

Sources: Missouri Office of State Courts Administrator, Missouri Department of Corrections.

## JUVENILE PLACEMENTS \*

	2022	2021	2020
Total Out-of-Home Placements	28	26	32
Parental Alcohol Use Reported	2	7	1
Parental Drug Use Reported	11	8	5
Parental Use of Both Alcohol and Drugs Reporte	1	1	0

Source: Missouri Department of Social Services, Children's Division

\* The Children's Division reports do not encompass all reasons for a removal from home but document adverse conditions. Multiple factors are often considered when a child is placed out of the home. Removals involving parental substance use conditions are included in this profile. Some 2022 data are not fully compatible with prior years' data due to category changes.

## HOSPITAL / EMERGENCY ROOM \*\*

Principal Disorder	2021	2020	2019
Alcohol Use: E.R. Services, then Discharged	120	111	87
Alcohol Use: E.R. Services, then Admitted	13	12	10
Alcohol Use: Admitted without E.R. Services	53	44	40
Drug Use: E.R. Services, then Discharged	66	65	93
Drug Use: E.R. Services, then Admitted	7	6	5
Drug Use: Admitted without E.R. Services	9	14	15
Mental: E.R. Services, then Discharged	399	368	330
Mental: E.R. Services, then Admitted	95	71	62
Mental: Admitted without E.R. Services	265	232	159

## HOSPITAL / EMERGENCY ROOM

Secondary Disorder	2021	2020	2019
Alcohol Use: E.R. Services, then Discharged	162	125	125
Alcohol Use: E.R. Services, then Admitted	46	46	44
Alcohol Use: Admitted without E.R. Services	178	208	175
Drug Use: E.R. Services, then Discharged	187	130	126
Drug Use: E.R. Services, then Admitted	70	60	54
Drug Use: Admitted without E.R. Services	177	167	159
Mental: E.R. Services, then Discharged	1,737	1,688	858
Mental: E.R. Services, then Admitted	153	155	102
Mental: Admitted without E.R. Services	1,093	1,076	803

Source: Missouri Department of Health and Senior Services

\*\* Hospital encounters are categorized based on ICD-10 diagnosis codes. Beginning with 2020 data, individuals with more than one encounter for a substance use or mental disorder are counted for each encounter they have during the calendar year.

## JUVENILE COURT REFERRALS

	2022	2021	2020
Child Abuse	10	21	12
Child Neglect	32	54	51
Child Custody Issues	39	60	60
Juvenile Violent Offenses	39	25	22
Juvenile Alcohol Offenses	4	0	4
Juvenile Drug Offenses	19	14	9
School Truancy	17	29	15
Absent from Home	2	10	9
Beyond Parental Control	4	5	8
Injurious Behavior	50	32	46

Source: Missouri Office of State Courts Administrator.

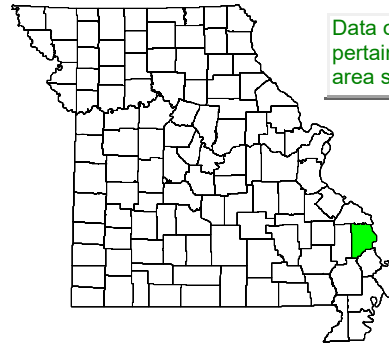
## SCHOOL REPORTS \*\*\*

	2022-23	2021-22	2020-21
Reported School Suspensions	95	72	44
Reported Substance Related Suspensions	54	10	8
Reported Violence or Weapon Suspensions	0	7	0
Enrollment Grades K-8	3,093	3,150	3,093
Enrollment Grades 9-12	1,608	1,686	1,657
Dropouts	21	34	27

Source: Missouri Department of Elementary and Secondary Education.

\*\*\* County-level data are aggregated by school district. Reported suspensions and dropouts fewer than 5 in a district are suppressed and represented as zero in the county totals.

# CAPE GIRARDEAU COUNTY



Data on this page pertain to the map area shaded green.

## DEMOGRAPHICS

	2022	2021	2020
Population Estimate	82,899	82,147	81,811
Median Household Income	\$64,118	\$60,997	\$57,763
Poverty Estimate, Individuals of All Ages	11,048	9,666	9,009
Poverty Estimate, Children Under Age 18	2,797	2,328	2,299
Labor Force	40,390	40,445	40,333
Employed	39,491	38,992	38,254
Unemployed	899	1,453	2,079
Unemployment Rate	2.2%	3.6%	5.2%

## BIRTHS AND DEATHS

	2022	2021	2020
Resident Births	927	875	907
Resident Deaths	905	928	1,079
Suicide	12	13	16
Homicide	6	1	5
Alcohol Induced Deaths	1	3	10
Drug Induced Deaths	8	10	21
Smoking Attributable Deaths	142	140	135

Source: Missouri Department of Health and Senior Services

## IMPAIRED DRIVING

	2022	2021	2020
Alcohol Involved Fatal Crashes	4	1	1
Alcohol Involved Injury Crashes	19	34	14
Alcohol Involved Property Damage Crashes	35	51	45
Killed in Alcohol Involved Crashes	4	1	1
Injured in Alcohol Involved Crashes	26	49	22
Drug Involved Fatal Crashes	1	0	0
Drug Involved Injury Crashes	5	9	5
Drug Involved Property Damage Crashes	9	11	9
Killed in Drug Involved Crashes	1	0	0
Injured in Drug Involved Crashes	6	14	9

Source: Missouri Department of Public Safety, Missouri State Highway Patrol.

## POLICE REPORTS

	2022	2021	2020
DUI Arrests, DWI Tracking System	211	240	211
Liquor Law Arrests	12	8	10
Drug Arrests	417	357	241
Violent Offenses	316	362	465
Domestic Violence Reports	492	480	598
Property Offenses	1,334	1,636	1,681

Source: Missouri Department of Public Safety, Missouri State Highway Patrol.

## CRIMINAL JUSTICE

	FY 2023	FY 2022	FY 2021
Treatment Court Participants	96	99	73
Drug Conviction: Probation	145	134	62
Drug Conviction: Prison	96	106	73
Drug Conviction: Parole	124	99	105
DWI Conviction: Probation	9	14	6
DWI Conviction: Prison	10	11	7
DWI Conviction: Parole	7	8	7

Sources: Missouri Office of State Courts Administrator; Missouri Department of Corrections.

## JUVENILE PLACEMENTS \*

	2022	2021	2020
Total Out-of-Home Placements	87	168	117
Parental Alcohol Use Reported	1	5	7
Parental Drug Use Reported	53	94	78
Parental Use of Both Alcohol and Drugs Reported	1	2	5

Source: Missouri Department of Social Services, Children's Division

\* The Children's Division reports do not encompass all reasons for a removal from home but document adverse conditions. Multiple factors are often considered when a child is placed out of the home. Removals involving parental substance use conditions are included in this profile. Some 2022 data are not fully compatible with prior years' data due to category changes.

## HOSPITAL / EMERGENCY ROOM \*\*

Principal Disorder	2021	2020	2019
Alcohol Use: E.R. Services, then Discharged	264	236	167
Alcohol Use: E.R. Services, then Admitted	19	17	12
Alcohol Use: Admitted without E.R. Services	39	43	32
Drug Use: E.R. Services, then Discharged	216	223	188
Drug Use: E.R. Services, then Admitted	2	4	12
Drug Use: Admitted without E.R. Services	23	47	67
Mental: E.R. Services, then Discharged	758	819	710
Mental: E.R. Services, then Admitted	47	44	45
Mental: Admitted without E.R. Services	608	568	314

## HOSPITAL / EMERGENCY ROOM

Secondary Disorder	2021	2020	2019
Alcohol Use: E.R. Services, then Discharged	206	171	179
Alcohol Use: E.R. Services, then Admitted	73	103	55
Alcohol Use: Admitted without E.R. Services	197	248	180
Drug Use: E.R. Services, then Discharged	1,204	873	708
Drug Use: E.R. Services, then Admitted	106	78	80
Drug Use: Admitted without E.R. Services	441	421	264
Mental: E.R. Services, then Discharged	5,801	5,306	3,547
Mental: E.R. Services, then Admitted	462	453	235
Mental: Admitted without E.R. Services	1,473	1,553	1,022

Source: Missouri Department of Health and Senior Services

\*\* Hospital encounters are categorized based on ICD-10 diagnosis codes. Beginning with 2020 data, individuals with more than one encounter for a substance use or mental disorder are counted for each encounter they have during the calendar year.

## JUVENILE COURT REFERRALS

	2022	2021	2020
Child Abuse	36	36	21
Child Neglect	230	217	109
Child Custody Issues	5	2	3
Juvenile Violent Offenses	110	61	32
Juvenile Alcohol Offenses	7	2	2
Juvenile Drug Offenses	20	10	12
School Truancy	109	51	70
Absent from Home	57	60	38
Beyond Parental Control	2	18	9
Injurious Behavior	105	68	17

Source: Missouri Office of State Courts Administrator.

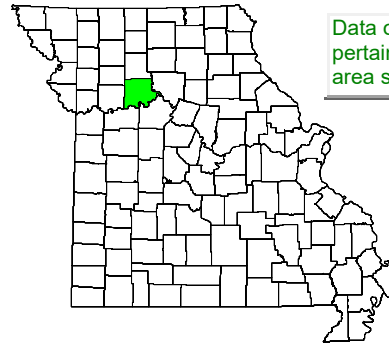
## SCHOOL REPORTS \*\*\*

	2022-23	2021-22	2020-21
Reported School Suspensions	37	112	72
Reported Substance Related Suspensions	111	18	18
Reported Violence or Weapon Suspensions	74	0	0
Enrollment Grades K-8	7,087	7,148	7,043
Enrollment Grades 9-12	3,290	3,210	3,134
Dropouts	54	64	53

Source: Missouri Department of Elementary and Secondary Education.

\*\*\* County-level data are aggregated by school district. Reported suspensions and dropouts fewer than 5 in a district are suppressed and represented as zero in the county totals.

# CARROLL COUNTY



Data on this page pertain to the map area shaded green.

## DEMOGRAPHICS

	2022	2021	2020
Population Estimate	8,423	8,403	8,468
Median Household Income	\$56,818	\$59,257	\$51,891
Poverty Estimate, Individuals of All Ages	1,185	1,001	1,130
Poverty Estimate, Children Under Age 18	355	345	332
Labor Force	4,391	4,504	4,680
Employed	4,276	4,306	4,397
Unemployed	115	198	283
Unemployment Rate	2.6%	4.4%	6.0%

## BIRTHS AND DEATHS

	2022	2021	2020
Resident Births	81	94	84
Resident Deaths	126	111	139
Suicide	1	2	3
Homicide	0	0	0
Alcohol Induced Deaths	1	0	1
Drug Induced Deaths	1	1	2
Smoking Attributable Deaths	17	16	21

Source: Missouri Department of Health and Senior Services

## IMPAIRED DRIVING

	2022	2021	2020
Alcohol Involved Fatal Crashes	0	0	0
Alcohol Involved Injury Crashes	3	4	4
Alcohol Involved Property Damage Crashes	5	1	1
Killed in Alcohol Involved Crashes	0	0	0
Injured in Alcohol Involved Crashes	4	9	8
Drug Involved Fatal Crashes	0	0	0
Drug Involved Injury Crashes	2	0	1
Drug Involved Property Damage Crashes	0	2	0
Killed in Drug Involved Crashes	0	0	0
Injured in Drug Involved Crashes	3	0	2

Source: Missouri Department of Public Safety, Missouri State Highway Patrol.

## POLICE REPORTS

	2022	2021	2020
DUI Arrests, DWI Tracking System	24	16	15
Liquor Law Arrests	0	0	0
Drug Arrests	3	7	0
Violent Offenses	5	8	11
Domestic Violence Reports	23	39	16
Property Offenses	39	30	24

Source: Missouri Department of Public Safety, Missouri State Highway Patrol.

## CRIMINAL JUSTICE

	FY 2023	FY 2022	FY 2021
Treatment Court Participants	0	0	0
Drug Conviction: Probation	15	18	12
Drug Conviction: Prison	17	16	17
Drug Conviction: Parole	22	14	20
DWI Conviction: Probation	0	1	2
DWI Conviction: Prison	1	2	2
DWI Conviction: Parole	0	1	0

Sources: Missouri Office of State Courts Administrator; Missouri Department of Corrections.

## JUVENILE PLACEMENTS \*

	2022	2021	2020
Total Out-of-Home Placements	0	2	2
Parental Alcohol Use Reported	0	0	0
Parental Drug Use Reported	0	1	2
Parental Use of Both Alcohol and Drugs Reported	0	0	0

Source: Missouri Department of Social Services, Children's Division

\* The Children's Division reports do not encompass all reasons for a removal from home but document adverse conditions. Multiple factors are often considered when a child is placed out of the home. Removals involving parental substance use conditions are included in this profile. Some 2022 data are not fully compatible with prior years' data due to category changes.

## HOSPITAL / EMERGENCY ROOM \*\*

Principal Disorder	2021	2020	2019
Alcohol Use: E.R. Services, then Discharged	7	6	13
Alcohol Use: E.R. Services, then Admitted	1	0	3
Alcohol Use: Admitted without E.R. Services	5	7	5
Drug Use: E.R. Services, then Discharged	14	8	8
Drug Use: E.R. Services, then Admitted	0	1	1
Drug Use: Admitted without E.R. Services	0	4	6
Mental: E.R. Services, then Discharged	110	89	66
Mental: E.R. Services, then Admitted	9	3	3
Mental: Admitted without E.R. Services	55	53	41

## HOSPITAL / EMERGENCY ROOM

Secondary Disorder	2021	2020	2019
Alcohol Use: E.R. Services, then Discharged	8	18	11
Alcohol Use: E.R. Services, then Admitted	3	5	5
Alcohol Use: Admitted without E.R. Services	32	29	21
Drug Use: E.R. Services, then Discharged	58	23	23
Drug Use: E.R. Services, then Admitted	4	7	8
Drug Use: Admitted without E.R. Services	36	41	35
Mental: E.R. Services, then Discharged	408	163	291
Mental: E.R. Services, then Admitted	18	39	24
Mental: Admitted without E.R. Services	322	319	189

Source: Missouri Department of Health and Senior Services

\*\* Hospital encounters are categorized based on ICD-10 diagnosis codes. Beginning with 2020 data, individuals with more than one encounter for a substance use or mental disorder are counted for each encounter they have during the calendar year.

## JUVENILE COURT REFERRALS

	2022	2021	2020
Child Abuse	0	4	1
Child Neglect	1	4	4
Child Custody Issues	0	0	0
Juvenile Violent Offenses	6	5	4
Juvenile Alcohol Offenses	4	1	0
Juvenile Drug Offenses	1	2	0
School Truancy	10	9	6
Absent from Home	2	3	4
Beyond Parental Control	2	3	2
Injurious Behavior	12	4	12

Source: Missouri Office of State Courts Administrator.

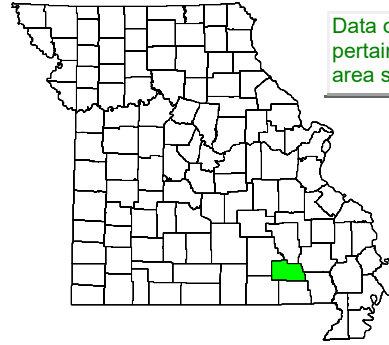
## SCHOOL REPORTS \*\*\*

	2022-23	2021-22	2020-21
Reported School Suspensions	5	0	0
Reported Substance Related Suspensions	5	0	0
Reported Violence or Weapon Suspensions	0	0	0
Enrollment Grades K-8	874	894	591
Enrollment Grades 9-12	391	368	386
Dropouts	0	0	0

Source: Missouri Department of Elementary and Secondary Education.

\*\*\* County-level data are aggregated by school district. Reported suspensions and dropouts fewer than 5 in a district are suppressed and represented as zero in the county totals.

# CARTER COUNTY



Data on this page pertain to the map area shaded green.

## DEMOGRAPHICS

	2022	2021	2020
Population Estimate	5,268	5,339	5,202
Median Household Income	\$42,907	\$39,423	\$38,854
Poverty Estimate, Individuals of All Ages	1,017	1,077	1,205
Poverty Estimate, Children Under Age 18	389	405	404
Labor Force	2,494	2,571	2,524
Employed	2,405	2,438	2,359
Unemployed	89	133	165
Unemployment Rate	3.6%	5.2%	6.5%

## BIRTHS AND DEATHS

	2022	2021	2020
Resident Births	75	97	76
Resident Deaths	74	102	92
Suicide	0	1	2
Homicide	0	0	0
Alcohol Induced Deaths	1	0	0
Drug Induced Deaths	1	1	1
Smoking Attributable Deaths	17	14	19

Source: Missouri Department of Health and Senior Services

## IMPAIRED DRIVING

	2022	2021	2020
Alcohol Involved Fatal Crashes	0	0	1
Alcohol Involved Injury Crashes	2	3	2
Alcohol Involved Property Damage Crashes	1	3	1
Killed in Alcohol Involved Crashes	0	0	1
Injured in Alcohol Involved Crashes	2	5	2
Drug Involved Fatal Crashes	1	0	0
Drug Involved Injury Crashes	0	2	0
Drug Involved Property Damage Crashes	1	1	3
Killed in Drug Involved Crashes	1	0	0
Injured in Drug Involved Crashes	1	2	0

Source: Missouri Department of Public Safety, Missouri State Highway Patrol.

## POLICE REPORTS

	2022	2021	2020
DUI Arrests, DWI Tracking System	42	48	29
Liquor Law Arrests	0	0	0
Drug Arrests	9	3	7
Violent Offenses	31	34	35
Domestic Violence Reports	18	34	20
Property Offenses	34	54	39

Source: Missouri Department of Public Safety, Missouri State Highway Patrol.

## CRIMINAL JUSTICE

	FY 2023	FY 2022	FY 2021
Treatment Court Participants	0	10	7
Drug Conviction: Probation	24	16	6
Drug Conviction: Prison	9	5	9
Drug Conviction: Parole	1	6	3
DWI Conviction: Probation	0	0	0
DWI Conviction: Prison	0	0	0
DWI Conviction: Parole	0	0	0

Sources: Missouri Office of State Courts Administrator; Missouri Department of Corrections.

## JUVENILE PLACEMENTS \*

	2022	2021	2020
Total Out-of-Home Placements	1	10	4
Parental Alcohol Use Reported	0	0	1
Parental Drug Use Reported	0	3	1
Parental Use of Both Alcohol and Drugs Reported	0	0	0

Source: Missouri Department of Social Services, Children's Division

\* The Children's Division reports do not encompass all reasons for a removal from home but document adverse conditions. Multiple factors are often considered when a child is placed out of the home. Removals involving parental substance use conditions are included in this profile. Some 2022 data are not fully compatible with prior years' data due to category changes.

## HOSPITAL / EMERGENCY ROOM \*\*

Principal Disorder	2021	2020	2019
Alcohol Use: E.R. Services, then Discharged	9	13	9
Alcohol Use: E.R. Services, then Admitted	1	4	1
Alcohol Use: Admitted without E.R. Services	1	2	2
Drug Use: E.R. Services, then Discharged	12	16	17
Drug Use: E.R. Services, then Admitted	1	4	3
Drug Use: Admitted without E.R. Services	3	3	2
Mental: E.R. Services, then Discharged	55	55	51
Mental: E.R. Services, then Admitted	59	34	23
Mental: Admitted without E.R. Services	31	46	11

## HOSPITAL / EMERGENCY ROOM

Secondary Disorder	2021	2020	2019
Alcohol Use: E.R. Services, then Discharged	10	11	6
Alcohol Use: E.R. Services, then Admitted	38	14	18
Alcohol Use: Admitted without E.R. Services	14	13	14
Drug Use: E.R. Services, then Discharged	27	21	16
Drug Use: E.R. Services, then Admitted	56	48	47
Drug Use: Admitted without E.R. Services	28	44	13
Mental: E.R. Services, then Discharged	143	254	177
Mental: E.R. Services, then Admitted	121	103	69
Mental: Admitted without E.R. Services	75	86	78

Source: Missouri Department of Health and Senior Services

\*\* Hospital encounters are categorized based on ICD-10 diagnosis codes. Beginning with 2020 data, individuals with more than one encounter for a substance use or mental disorder are counted for each encounter they have during the calendar year.

## JUVENILE COURT REFERRALS

	2022	2021	2020
Child Abuse	2	1	0
Child Neglect	0	3	0
Child Custody Issues	1	4	14
Juvenile Violent Offenses	14	7	1
Juvenile Alcohol Offenses	2	4	1
Juvenile Drug Offenses	1	1	0
School Truancy	0	10	0
Absent from Home	3	0	0
Beyond Parental Control	2	3	1
Injurious Behavior	5	0	5

Source: Missouri Office of State Courts Administrator.

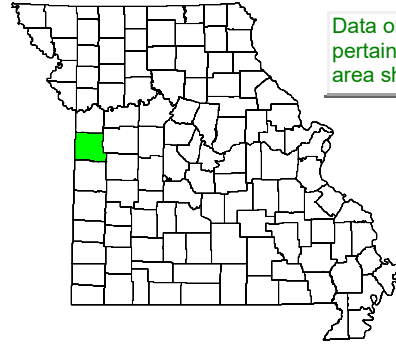
## SCHOOL REPORTS \*\*\*

	2022-23	2021-22	2020-21
Reported School Suspensions	9	10	11
Reported Substance Related Suspensions	5	0	0
Reported Violence or Weapon Suspensions	0	0	0
Enrollment Grades K-8	780	774	757
Enrollment Grades 9-12	335	336	346
Dropouts	0	0	0

Source: Missouri Department of Elementary and Secondary Education.

\*\*\* County-level data are aggregated by school district. Reported suspensions and dropouts fewer than 5 in a district are suppressed and represented as zero in the county totals.

# CASS COUNTY



Data on this page pertain to the map area shaded green.

## DEMOGRAPHICS

	2022	2021	2020
Population Estimate	110,394	109,751	108,145
Median Household Income	\$77,805	\$79,949	\$82,068
Poverty Estimate, Individuals of All Ages	8,972	7,893	7,182
Poverty Estimate, Children Under Age 18	2,596	2,454	2,233
Labor Force	55,021	54,398	54,079
Employed	53,705	52,278	51,203
Unemployed	1,316	2,120	2,876
Unemployment Rate	2.4%	3.9%	5.3%

## BIRTHS AND DEATHS

	2022	2021	2020
Resident Births	1,145	1,181	1,093
Resident Deaths	1,236	1,258	1,119
Suicide	34	16	26
Homicide	7	7	6
Alcohol Induced Deaths	15	18	6
Drug Induced Deaths	26	21	15
Smoking Attributable Deaths	172	154	166

Source: Missouri Department of Health and Senior Services

## IMPAIRED DRIVING

	2022	2021	2020
Alcohol Involved Fatal Crashes	2	2	4
Alcohol Involved Injury Crashes	38	35	41
Alcohol Involved Property Damage Crashes	50	49	53
Killed in Alcohol Involved Crashes	2	2	4
Injured in Alcohol Involved Crashes	50	48	56
Drug Involved Fatal Crashes	2	2	2
Drug Involved Injury Crashes	6	7	9
Drug Involved Property Damage Crashes	9	7	7
Killed in Drug Involved Crashes	2	2	2
Injured in Drug Involved Crashes	10	10	16

Source: Missouri Department of Public Safety, Missouri State Highway Patrol.

## POLICE REPORTS

	2022	2021	2020
DUI Arrests, DWI Tracking System	379	318	285
Liquor Law Arrests	88	29	10
Drug Arrests	352	244	351
Violent Offenses	228	161	255
Domestic Violence Reports	581	455	1,037
Property Offenses	1,442	1,216	1,629

Source: Missouri Department of Public Safety, Missouri State Highway Patrol.

## CRIMINAL JUSTICE

	FY 2023	FY 2022	FY 2021
Treatment Court Participants	52	58	46
Drug Conviction: Probation	88	127	117
Drug Conviction: Prison	43	51	40
Drug Conviction: Parole	77	57	48
DWI Conviction: Probation	10	11	15
DWI Conviction: Prison	2	10	3
DWI Conviction: Parole	1	4	1

Sources: Missouri Office of State Courts Administrator; Missouri Department of Corrections.

## JUVENILE PLACEMENTS \*

	2022	2021	2020
Total Out-of-Home Placements	84	76	70
Parental Alcohol Use Reported	0	1	2
Parental Drug Use Reported	22	43	26
Parental Use of Both Alcohol and Drugs Reporte	0	1	0

Source: Missouri Department of Social Services, Children's Division

\* The Children's Division reports do not encompass all reasons for a removal from home but document adverse conditions. Multiple factors are often considered when a child is placed out of the home. Removals involving parental substance use conditions are included in this profile. Some 2022 data are not fully compatible with prior years' data due to category changes.

## HOSPITAL / EMERGENCY ROOM \*\*

Principal Disorder	2021	2020	2019
Alcohol Use: E.R. Services, then Discharged	233	215	166
Alcohol Use: E.R. Services, then Admitted	94	89	58
Alcohol Use: Admitted without E.R. Services	107	88	66
Drug Use: E.R. Services, then Discharged	166	161	138
Drug Use: E.R. Services, then Admitted	24	17	15
Drug Use: Admitted without E.R. Services	56	50	38
Mental: E.R. Services, then Discharged	1,086	890	608
Mental: E.R. Services, then Admitted	72	50	44
Mental: Admitted without E.R. Services	785	844	653

## HOSPITAL / EMERGENCY ROOM

Secondary Disorder	2021	2020	2019
Alcohol Use: E.R. Services, then Discharged	209	225	237
Alcohol Use: E.R. Services, then Admitted	224	202	178
Alcohol Use: Admitted without E.R. Services	313	339	269
Drug Use: E.R. Services, then Discharged	293	300	277
Drug Use: E.R. Services, then Admitted	278	197	220
Drug Use: Admitted without E.R. Services	529	549	469
Mental: E.R. Services, then Discharged	1,082	2,342	2,050
Mental: E.R. Services, then Admitted	1,618	1,474	888
Mental: Admitted without E.R. Services	2,051	1,916	1,566

Source: Missouri Department of Health and Senior Services

\*\* Hospital encounters are categorized based on ICD-10 diagnosis codes. Beginning with 2020 data, individuals with more than one encounter for a substance use or mental disorder are counted for each encounter they have during the calendar year.

## JUVENILE COURT REFERRALS

	2022	2021	2020
Child Abuse	1	0	10
Child Neglect	267	274	275
Child Custody Issues	28	28	24
Juvenile Violent Offenses	171	161	122
Juvenile Alcohol Offenses	6	2	0
Juvenile Drug Offenses	75	45	35
School Truancy	54	56	48
Absent from Home	83	119	53
Beyond Parental Control	79	80	79
Injurious Behavior	210	107	126

Source: Missouri Office of State Courts Administrator.

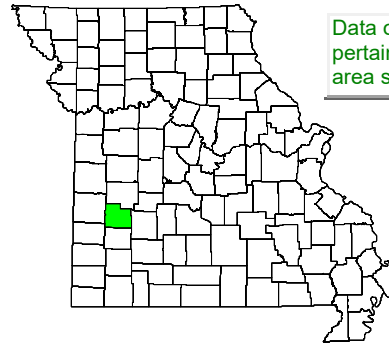
## SCHOOL REPORTS \*\*\*

	2022-23	2021-22	2020-21
Reported School Suspensions	296	250	68
Reported Substance Related Suspensions	132	101	23
Reported Violence or Weapon Suspensions	17	28	0
Enrollment Grades K-8	11,310	11,417	11,476
Enrollment Grades 9-12	5,579	5,614	5,598
Dropouts	90	124	79

Source: Missouri Department of Elementary and Secondary Education.

\*\*\* County-level data are aggregated by school district. Reported suspensions and dropouts fewer than 5 in a district are suppressed and represented as zero in the county totals.

# CEDAR COUNTY



Data on this page pertain to the map area shaded green.

## DEMOGRAPHICS

	2022	2021	2020
Population Estimate	14,601	14,518	14,210
Median Household Income	\$45,952	\$43,563	\$40,130
Poverty Estimate, Individuals of All Ages	2,351	2,598	2,603
Poverty Estimate, Children Under Age 18	825	938	940
Labor Force	5,638	5,790	5,734
Employed	5,485	5,578	5,478
Unemployed	153	212	256
Unemployment Rate	2.7%	3.7%	4.5%

## BIRTHS AND DEATHS

	2022	2021	2020
Resident Births	224	204	180
Resident Deaths	218	236	187
Suicide	3	3	7
Homicide	0	1	1
Alcohol Induced Deaths	0	1	2
Drug Induced Deaths	2	1	4
Smoking Attributable Deaths	29	30	24

Source: Missouri Department of Health and Senior Services

## IMPAIRED DRIVING

	2022	2021	2020
Alcohol Involved Fatal Crashes	0	0	0
Alcohol Involved Injury Crashes	4	7	3
Alcohol Involved Property Damage Crashes	4	5	6
Killed in Alcohol Involved Crashes	0	0	0
Injured in Alcohol Involved Crashes	6	8	4
Drug Involved Fatal Crashes	0	0	0
Drug Involved Injury Crashes	1	1	0
Drug Involved Property Damage Crashes	0	0	1
Killed in Drug Involved Crashes	0	0	0
Injured in Drug Involved Crashes	3	1	0

Source: Missouri Department of Public Safety, Missouri State Highway Patrol.

## POLICE REPORTS

	2022	2021	2020
DUI Arrests, DWI Tracking System	39	52	61
Liquor Law Arrests	8	17	0
Drug Arrests	41	38	22
Violent Offenses	65	69	51
Domestic Violence Reports	47	60	27
Property Offenses	185	319	262

Source: Missouri Department of Public Safety, Missouri State Highway Patrol.

## CRIMINAL JUSTICE

	FY 2023	FY 2022	FY 2021
Treatment Court Participants	8	8	11
Drug Conviction: Probation	6	2	4
Drug Conviction: Prison	6	3	3
Drug Conviction: Parole	2	6	4
DWI Conviction: Probation	2	1	4
DWI Conviction: Prison	0	1	0
DWI Conviction: Parole	0	1	0

Sources: Missouri Office of State Courts Administrator; Missouri Department of Corrections.

## JUVENILE PLACEMENTS \*

	2022	2021	2020
Total Out-of-Home Placements	34	29	18
Parental Alcohol Use Reported	0	1	2
Parental Drug Use Reported	15	19	3
Parental Use of Both Alcohol and Drugs Reported	0	1	0

Source: Missouri Department of Social Services, Children's Division

\* The Children's Division reports do not encompass all reasons for a removal from home but document adverse conditions. Multiple factors are often considered when a child is placed out of the home. Removals involving parental substance use conditions are included in this profile. Some 2022 data are not fully compatible with prior years' data due to category changes.

## HOSPITAL / EMERGENCY ROOM \*\*

Principal Disorder	2021	2020	2019
Alcohol Use: E.R. Services, then Discharged	38	30	21
Alcohol Use: E.R. Services, then Admitted	7	4	8
Alcohol Use: Admitted without E.R. Services	2	10	5
Drug Use: E.R. Services, then Discharged	26	22	34
Drug Use: E.R. Services, then Admitted	3	6	5
Drug Use: Admitted without E.R. Services	6	5	10
Mental: E.R. Services, then Discharged	120	100	135
Mental: E.R. Services, then Admitted	33	31	34
Mental: Admitted without E.R. Services	131	103	61

## HOSPITAL / EMERGENCY ROOM

Secondary Disorder	2021	2020	2019
Alcohol Use: E.R. Services, then Discharged	65	37	44
Alcohol Use: E.R. Services, then Admitted	20	18	19
Alcohol Use: Admitted without E.R. Services	49	45	40
Drug Use: E.R. Services, then Discharged	88	67	71
Drug Use: E.R. Services, then Admitted	37	27	33
Drug Use: Admitted without E.R. Services	78	57	47
Mental: E.R. Services, then Discharged	425	402	408
Mental: E.R. Services, then Admitted	65	68	60
Mental: Admitted without E.R. Services	288	325	201

Source: Missouri Department of Health and Senior Services

\*\* Hospital encounters are categorized based on ICD-10 diagnosis codes. Beginning with 2020 data, individuals with more than one encounter for a substance use or mental disorder are counted for each encounter they have during the calendar year.

## JUVENILE COURT REFERRALS

	2022	2021	2020
Child Abuse	6	10	11
Child Neglect	74	89	36
Child Custody Issues	1	1	0
Juvenile Violent Offenses	18	21	7
Juvenile Alcohol Offenses	4	0	0
Juvenile Drug Offenses	15	3	2
School Truancy	18	16	7
Absent from Home	15	5	6
Beyond Parental Control	13	16	11
Injurious Behavior	12	22	3

Source: Missouri Office of State Courts Administrator.

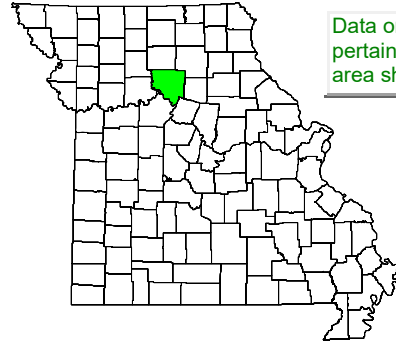
## SCHOOL REPORTS \*\*\*

	2022-23	2021-22	2020-21
Reported School Suspensions	29	15	11
Reported Substance Related Suspensions	20	12	0
Reported Violence or Weapon Suspensions	0	0	0
Enrollment Grades K-8	1,420	1,402	1,377
Enrollment Grades 9-12	636	691	668
Dropouts	14	14	18

Source: Missouri Department of Elementary and Secondary Education.

\*\*\* County-level data are aggregated by school district. Reported suspensions and dropouts fewer than 5 in a district are suppressed and represented as zero in the county totals.

# CHARITON COUNTY



Data on this page pertain to the map area shaded green.

DEMOGRAPHICS	2022	2021	2020
Population Estimate	7,386	7,361	7,384
Median Household Income	\$56,633	\$56,898	\$60,521
Poverty Estimate, Individuals of All Ages	934	848	854
Poverty Estimate, Children Under Age 18	269	251	244
Labor Force	3,681	3,743	3,781
Employed	3,605	3,620	3,628
Unemployed	76	123	153
Unemployment Rate	2.1%	3.3%	4.0%

BIRTHS AND DEATHS	2022	2021	2020
Resident Births	71	80	71
Resident Deaths	125	118	133
Suicide	2	2	4
Homicide	1	0	0
Alcohol Induced Deaths	1	2	1
Drug Induced Deaths	1	0	2
Smoking Attributable Deaths	22	21	22

Source: Missouri Department of Health and Senior Services

IMPAIRED DRIVING	2022	2021	2020
Alcohol Involved Fatal Crashes	0	0	0
Alcohol Involved Injury Crashes	0	4	2
Alcohol Involved Property Damage Crashes	2	2	2
Killed in Alcohol Involved Crashes	0	0	0
Injured in Alcohol Involved Crashes	0	4	5
Drug Involved Fatal Crashes	0	0	0
Drug Involved Injury Crashes	0	0	1
Drug Involved Property Damage Crashes	1	0	0
Killed in Drug Involved Crashes	0	0	0
Injured in Drug Involved Crashes	0	0	1

Source: Missouri Department of Public Safety, Missouri State Highway Patrol.

POLICE REPORTS	2022	2021	2020
DUI Arrests, DWI Tracking System	16	12	13
Liquor Law Arrests	2	0	0
Drug Arrests	16	3	29
Violent Offenses	26	2	3
Domestic Violence Reports	32	11	11
Property Offenses	45	46	31

Source: Missouri Department of Public Safety, Missouri State Highway Patrol.

CRIMINAL JUSTICE	FY 2023	FY 2022	FY 2021
Treatment Court Participants	23	20	24
Drug Conviction: Probation	4	14	19
Drug Conviction: Prison	11	8	8
Drug Conviction: Parole	9	3	10
DWI Conviction: Probation	2	0	0
DWI Conviction: Prison	0	0	0
DWI Conviction: Parole	0	0	1

Sources: Missouri Office of State Courts Administrator; Missouri Department of Corrections.

JUVENILE PLACEMENTS *	2022	2021	2020
Total Out-of-Home Placements	10	5	15
Parental Alcohol Use Reported	0	0	2
Parental Drug Use Reported	2	0	6
Parental Use of Both Alcohol and Drugs Reporte	0	0	2

Source: Missouri Department of Social Services, Children's Division

\* The Children's Division reports do not encompass all reasons for a removal from home but document adverse conditions. Multiple factors are often considered when a child is placed out of the home. Removals involving parental substance use conditions are included in this profile. Some 2022 data are not fully compatible with prior years' data due to category changes.

HOSPITAL / EMERGENCY ROOM **	2021	2020	2019
<b>Principal Disorder</b>			
Alcohol Use: E.R. Services, then Discharged	7	3	5
Alcohol Use: E.R. Services, then Admitted	3	3	3
Alcohol Use: Admitted without E.R. Services	3	3	1
Drug Use: E.R. Services, then Discharged	10	8	7
Drug Use: E.R. Services, then Admitted	1	1	4
Drug Use: Admitted without E.R. Services	0	0	3
Mental: E.R. Services, then Discharged	42	33	30
Mental: E.R. Services, then Admitted	17	20	18
Mental: Admitted without E.R. Services	56	41	22

HOSPITAL / EMERGENCY ROOM	2021	2020	2019
<b>Secondary Disorder</b>			
Alcohol Use: E.R. Services, then Discharged	3	8	7
Alcohol Use: E.R. Services, then Admitted	9	15	15
Alcohol Use: Admitted without E.R. Services	18	24	10
Drug Use: E.R. Services, then Discharged	19	8	13
Drug Use: E.R. Services, then Admitted	12	11	14
Drug Use: Admitted without E.R. Services	10	12	12
Mental: E.R. Services, then Discharged	99	114	107
Mental: E.R. Services, then Admitted	53	102	67
Mental: Admitted without E.R. Services	157	157	96

Source: Missouri Department of Health and Senior Services

\*\* Hospital encounters are categorized based on ICD-10 diagnosis codes. Beginning with 2020 data, individuals with more than one encounter for a substance use or mental disorder are counted for each encounter they have during the calendar year.

JUVENILE COURT REFERRALS	2022	2021	2020
Child Abuse	0	0	2
Child Neglect	11	4	13
Child Custody Issues	10	0	0
Juvenile Violent Offenses	0	0	0
Juvenile Alcohol Offenses	0	0	0
Juvenile Drug Offenses	0	0	0
School Truancy	5	6	11
Absent from Home	0	0	0
Beyond Parental Control	2	0	0
Injurious Behavior	25	48	37

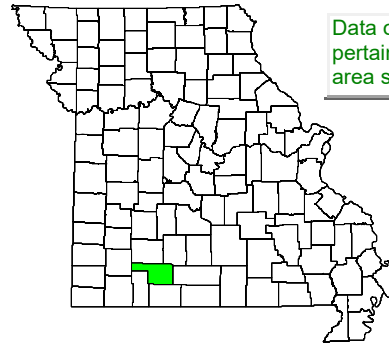
Source: Missouri Office of State Courts Administrator.

SCHOOL REPORTS ***	2022-23	2021-22	2020-21
Reported School Suspensions	0	0	0
Reported Substance Related Suspensions	0	0	0
Reported Violence or Weapon Suspensions	0	0	0
Enrollment Grades K-8	650	641	626
Enrollment Grades 9-12	338	328	333
Dropouts	0	0	0

Source: Missouri Department of Elementary and Secondary Education.

\*\*\* County-level data are aggregated by school district. Reported suspensions and dropouts fewer than 5 in a district are suppressed and represented as zero in the county totals.

# CHRISTIAN COUNTY



Data on this page pertain to the map area shaded green.

## DEMOGRAPHICS

	2022	2021	2020
Population Estimate	93,114	91,541	89,284
Median Household Income	\$73,616	\$70,623	\$67,585
Poverty Estimate, Individuals of All Ages	7,730	7,564	7,933
Poverty Estimate, Children Under Age 18	2,239	2,298	2,508
Labor Force	47,463	46,547	45,241
Employed	46,497	45,043	43,008
Unemployed	966	1,504	2,233
Unemployment Rate	2.0%	3.2%	4.9%

## BIRTHS AND DEATHS

	2022	2021	2020
Resident Births	1,028	1,072	982
Resident Deaths	906	948	855
Suicide	13	15	14
Homicide	2	5	5
Alcohol Induced Deaths	17	18	16
Drug Induced Deaths	22	20	16
Smoking Attributable Deaths	117	110	111

Source: Missouri Department of Health and Senior Services

## IMPAIRED DRIVING

	2022	2021	2020
Alcohol Involved Fatal Crashes	1	1	4
Alcohol Involved Injury Crashes	16	22	18
Alcohol Involved Property Damage Crashes	25	38	27
Killed in Alcohol Involved Crashes	1	2	5
Injured in Alcohol Involved Crashes	21	26	27
Drug Involved Fatal Crashes	1	1	0
Drug Involved Injury Crashes	2	4	6
Drug Involved Property Damage Crashes	6	12	16
Killed in Drug Involved Crashes	1	2	0
Injured in Drug Involved Crashes	2	4	9

Source: Missouri Department of Public Safety, Missouri State Highway Patrol.

## POLICE REPORTS

	2022	2021	2020
DUI Arrests, DWI Tracking System	221	316	178
Liquor Law Arrests	1	5	10
Drug Arrests	463	63	412
Violent Offenses	96	24	87
Domestic Violence Reports	331	153	468
Property Offenses	742	217	577

Source: Missouri Department of Public Safety, Missouri State Highway Patrol.

## CRIMINAL JUSTICE

	FY 2023	FY 2022	FY 2021
Treatment Court Participants	104	92	76
Drug Conviction: Probation	169	161	107
Drug Conviction: Prison	52	54	48
Drug Conviction: Parole	60	40	55
DWI Conviction: Probation	19	19	12
DWI Conviction: Prison	10	5	1
DWI Conviction: Parole	0	4	4

Sources: Missouri Office of State Courts Administrator; Missouri Department of Corrections.

## JUVENILE PLACEMENTS \*

	2022	2021	2020
Total Out-of-Home Placements	74	69	96
Parental Alcohol Use Reported	12	5	11
Parental Drug Use Reported	18	32	45
Parental Use of Both Alcohol and Drugs Reported	0	0	5

Source: Missouri Department of Social Services, Children's Division

\* The Children's Division reports do not encompass all reasons for a removal from home but document adverse conditions. Multiple factors are often considered when a child is placed out of the home. Removals involving parental substance use conditions are included in this profile. Some 2022 data are not fully compatible with prior years' data due to category changes.

## HOSPITAL / EMERGENCY ROOM \*\*

Principal Disorder	2021	2020	2019
Alcohol Use: E.R. Services, then Discharged	163	133	122
Alcohol Use: E.R. Services, then Admitted	96	124	73
Alcohol Use: Admitted without E.R. Services	7	6	6
Drug Use: E.R. Services, then Discharged	147	150	152
Drug Use: E.R. Services, then Admitted	15	21	14
Drug Use: Admitted without E.R. Services	5	11	9
Mental: E.R. Services, then Discharged	448	476	462
Mental: E.R. Services, then Admitted	357	445	294
Mental: Admitted without E.R. Services	198	217	121

## HOSPITAL / EMERGENCY ROOM

Secondary Disorder	2021	2020	2019
Alcohol Use: E.R. Services, then Discharged	112	89	75
Alcohol Use: E.R. Services, then Admitted	264	244	177
Alcohol Use: Admitted without E.R. Services	50	44	52
Drug Use: E.R. Services, then Discharged	212	159	109
Drug Use: E.R. Services, then Admitted	362	389	283
Drug Use: Admitted without E.R. Services	140	117	127
Mental: E.R. Services, then Discharged	2,843	1,503	663
Mental: E.R. Services, then Admitted	1,778	1,540	1,098
Mental: Admitted without E.R. Services	709	740	608

Source: Missouri Department of Health and Senior Services

\*\* Hospital encounters are categorized based on ICD-10 diagnosis codes. Beginning with 2020 data, individuals with more than one encounter for a substance use or mental disorder are counted for each encounter they have during the calendar year.

## JUVENILE COURT REFERRALS

	2022	2021	2020
Child Abuse	98	70	73
Child Neglect	129	183	200
Child Custody Issues	14	31	13
Juvenile Violent Offenses	109	105	86
Juvenile Alcohol Offenses	10	5	0
Juvenile Drug Offenses	99	33	39
School Truancy	18	8	16
Absent from Home	6	16	16
Beyond Parental Control	18	7	7
Injurious Behavior	547	315	353

Source: Missouri Office of State Courts Administrator.

## SCHOOL REPORTS \*\*\*

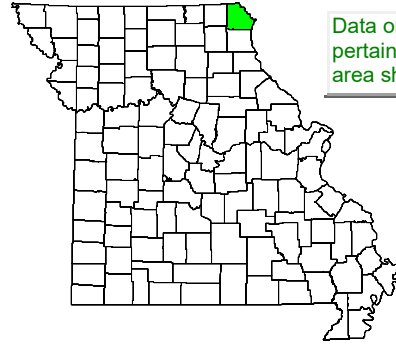
	2022-23	2021-22	2020-21
Reported School Suspensions	179	156	80
Reported Substance Related Suspensions	113	109	47
Reported Violence or Weapon Suspensions	8	7	5
Enrollment Grades K-8	10,840	10,800	10,417
Enrollment Grades 9-12	4,814	4,787	4,614
Dropouts	44	50	49

Source: Missouri Department of Elementary and Secondary Education.

\*\*\* County-level data are aggregated by school district. Reported suspensions and dropouts fewer than 5 in a district are suppressed and represented as zero in the county totals.



# CLARK COUNTY



Data on this page pertain to the map area shaded green.

## DEMOGRAPHICS

	2022	2021	2020
Population Estimate	6,723	6,738	6,661
Median Household Income	\$63,249	\$50,390	\$47,750
Poverty Estimate, Individuals of All Ages	858	864	827
Poverty Estimate, Children Under Age 18	293	326	301
Labor Force	2,998	3,127	3,169
Employed	2,903	2,982	2,979
Unemployed	95	145	190
Unemployment Rate	3.2%	4.6%	6.0%

## BIRTHS AND DEATHS

	2022	2021	2020
Resident Births	76	76	87
Resident Deaths	85	102	99
Suicide	0	1	0
Homicide	0	0	0
Alcohol Induced Deaths	0	1	0
Drug Induced Deaths	0	1	2
Smoking Attributable Deaths	13	17	14

Source: Missouri Department of Health and Senior Services

## IMPAIRED DRIVING

	2022	2021	2020
Alcohol Involved Fatal Crashes	0	0	0
Alcohol Involved Injury Crashes	4	3	2
Alcohol Involved Property Damage Crashes	1	4	7
Killed in Alcohol Involved Crashes	0	0	0
Injured in Alcohol Involved Crashes	6	4	2
Drug Involved Fatal Crashes	0	0	0
Drug Involved Injury Crashes	0	1	0
Drug Involved Property Damage Crashes	1	1	0
Killed in Drug Involved Crashes	0	0	0
Injured in Drug Involved Crashes	0	2	0

Source: Missouri Department of Public Safety, Missouri State Highway Patrol.

## POLICE REPORTS

	2022	2021	2020
DUI Arrests, DWI Tracking System	25	51	34
Liquor Law Arrests	0	1	0
Drug Arrests	18	27	17
Violent Offenses	3	4	13
Domestic Violence Reports	29	22	32
Property Offenses	74	94	86

Source: Missouri Department of Public Safety, Missouri State Highway Patrol.

## CRIMINAL JUSTICE

	FY 2023	FY 2022	FY 2021
Treatment Court Participants	17	21	17
Drug Conviction: Probation	22	12	21
Drug Conviction: Prison	7	4	5
Drug Conviction: Parole	8	13	24
DWI Conviction: Probation	1	0	0
DWI Conviction: Prison	0	0	0
DWI Conviction: Parole	0	0	0

Sources: Missouri Office of State Courts Administrator, Missouri Department of Corrections.

## JUVENILE PLACEMENTS \*

	2022	2021	2020
Total Out-of-Home Placements	31	17	14
Parental Alcohol Use Reported	2	1	5
Parental Drug Use Reported	8	9	11
Parental Use of Both Alcohol and Drugs Reported	0	0	5

Source: Missouri Department of Social Services, Children's Division

\* The Children's Division reports do not encompass all reasons for a removal from home but document adverse conditions. Multiple factors are often considered when a child is placed out of the home. Removals involving parental substance use conditions are included in this profile. Some 2022 data are not fully compatible with prior years' data due to category changes.

## HOSPITAL / EMERGENCY ROOM \*\*

Principal Disorder	2021	2020	2019
Alcohol Use: E.R. Services, then Discharged	2	2	2
Alcohol Use: E.R. Services, then Admitted	0	0	0
Alcohol Use: Admitted without E.R. Services	2	2	3
Drug Use: E.R. Services, then Discharged	3	6	2
Drug Use: E.R. Services, then Admitted	0	1	0
Drug Use: Admitted without E.R. Services	0	2	0
Mental: E.R. Services, then Discharged	24	12	16
Mental: E.R. Services, then Admitted	14	10	6
Mental: Admitted without E.R. Services	32	27	12

## HOSPITAL / EMERGENCY ROOM

Secondary Disorder	2021	2020	2019
Alcohol Use: E.R. Services, then Discharged	4	3	1
Alcohol Use: E.R. Services, then Admitted	3	4	2
Alcohol Use: Admitted without E.R. Services	7	20	5
Drug Use: E.R. Services, then Discharged	3	9	6
Drug Use: E.R. Services, then Admitted	10	9	3
Drug Use: Admitted without E.R. Services	17	13	9
Mental: E.R. Services, then Discharged	34	100	44
Mental: E.R. Services, then Admitted	10	20	3
Mental: Admitted without E.R. Services	109	124	55

Source: Missouri Department of Health and Senior Services

\*\* Hospital encounters are categorized based on ICD-10 diagnosis codes. Beginning with 2020 data, individuals with more than one encounter for a substance use or mental disorder are counted for each encounter they have during the calendar year.

## JUVENILE COURT REFERRALS

	2022	2021	2020
Child Abuse	14	9	7
Child Neglect	43	27	31
Child Custody Issues	0	0	0
Juvenile Violent Offenses	9	7	1
Juvenile Alcohol Offenses	1	0	0
Juvenile Drug Offenses	0	1	0
School Truancy	29	28	22
Absent from Home	0	0	0
Beyond Parental Control	11	15	10
Injurious Behavior	50	52	28

Source: Missouri Office of State Courts Administrator.

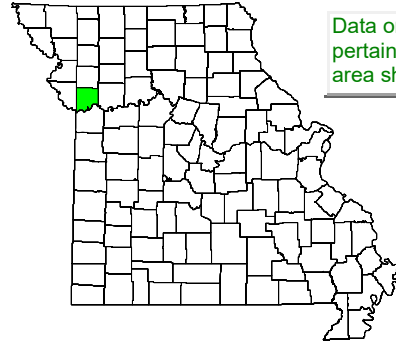
## SCHOOL REPORTS \*\*\*

	2022-23	2021-22	2020-21
Reported School Suspensions	13	23	9
Reported Substance Related Suspensions	0	0	0
Reported Violence or Weapon Suspensions	0	0	0
Enrollment Grades K-8	720	716	714
Enrollment Grades 9-12	308	318	301
Dropouts	0	0	0

Source: Missouri Department of Elementary and Secondary Education.

\*\*\* County-level data are aggregated by school district. Reported suspensions and dropouts fewer than 5 in a district are suppressed and represented as zero in the county totals.

# CLAY COUNTY



Data on this page pertain to the map area shaded green.

## DEMOGRAPHICS

	2022	2021	2020
Population Estimate	257,033	255,860	254,112
Median Household Income	\$78,930	\$75,129	\$74,950
Poverty Estimate, Individuals of All Ages	19,491	20,470	19,299
Poverty Estimate, Children Under Age 18	5,186	6,108	5,237
Labor Force	138,929	138,370	136,568
Employed	135,472	131,555	128,194
Unemployed	3,457	6,815	8,374
Unemployment Rate	2.5%	4.9%	6.1%

## BIRTHS AND DEATHS

	2022	2021	2020
Resident Births	2,996	2,948	3,000
Resident Deaths	2,255	2,245	2,217
Suicide	49	45	48
Homicide	10	13	17
Alcohol Induced Deaths	29	37	28
Drug Induced Deaths	63	54	52
Smoking Attributable Deaths	277	268	296

Source: Missouri Department of Health and Senior Services

## IMPAIRED DRIVING

	2022	2021	2020
Alcohol Involved Fatal Crashes	4	3	1
Alcohol Involved Injury Crashes	64	52	82
Alcohol Involved Property Damage Crashes	102	151	116
Killed in Alcohol Involved Crashes	4	3	1
Injured in Alcohol Involved Crashes	90	68	100
Drug Involved Fatal Crashes	1	1	1
Drug Involved Injury Crashes	14	12	22
Drug Involved Property Damage Crashes	15	22	20
Killed in Drug Involved Crashes	1	1	1
Injured in Drug Involved Crashes	17	16	29

Source: Missouri Department of Public Safety, Missouri State Highway Patrol.

## POLICE REPORTS

	2022	2021	2020
DUI Arrests, DWI Tracking System	944	872	794
Liquor Law Arrests	19	38	18
Drug Arrests	764	518	683
Violent Offenses	274	252	350
Domestic Violence Reports	519	580	727
Property Offenses	2,277	1,817	2,438

Source: Missouri Department of Public Safety, Missouri State Highway Patrol.

## CRIMINAL JUSTICE

	FY 2023	FY 2022	FY 2021
Treatment Court Participants	72	71	75
Drug Conviction: Probation	113	113	112
Drug Conviction: Prison	65	81	84
Drug Conviction: Parole	108	116	158
DWI Conviction: Probation	32	30	31
DWI Conviction: Prison	10	16	18
DWI Conviction: Parole	20	19	29

Sources: Missouri Office of State Courts Administrator; Missouri Department of Corrections.

## JUVENILE PLACEMENTS \*

	2022	2021	2020
Total Out-of-Home Placements	79	75	67
Parental Alcohol Use Reported	5	15	3
Parental Drug Use Reported	33	36	23
Parental Use of Both Alcohol and Drugs Reported	1	3	2

Source: Missouri Department of Social Services, Children's Division

\* The Children's Division reports do not encompass all reasons for a removal from home but document adverse conditions. Multiple factors are often considered when a child is placed out of the home. Removals involving parental substance use conditions are included in this profile. Some 2022 data are not fully compatible with prior years' data due to category changes.

## HOSPITAL / EMERGENCY ROOM \*\*

Principal Disorder	2021	2020	2019
Alcohol Use: E.R. Services, then Discharged	817	844	597
Alcohol Use: E.R. Services, then Admitted	52	61	34
Alcohol Use: Admitted without E.R. Services	346	357	209
Drug Use: E.R. Services, then Discharged	451	446	393
Drug Use: E.R. Services, then Admitted	16	10	15
Drug Use: Admitted without E.R. Services	128	94	108
Mental: E.R. Services, then Discharged	2,993	2,500	1,696
Mental: E.R. Services, then Admitted	73	30	38
Mental: Admitted without E.R. Services	2,109	2,354	1,656

## HOSPITAL / EMERGENCY ROOM

Secondary Disorder	2021	2020	2019
Alcohol Use: E.R. Services, then Discharged	602	663	474
Alcohol Use: E.R. Services, then Admitted	155	176	130
Alcohol Use: Admitted without E.R. Services	1,016	1,227	935
Drug Use: E.R. Services, then Discharged	1,005	1,077	904
Drug Use: E.R. Services, then Admitted	186	195	140
Drug Use: Admitted without E.R. Services	1,742	1,974	1,532
Mental: E.R. Services, then Discharged	3,447	3,283	2,980
Mental: E.R. Services, then Admitted	1,143	1,221	779
Mental: Admitted without E.R. Services	6,442	6,394	4,726

Source: Missouri Department of Health and Senior Services

\*\* Hospital encounters are categorized based on ICD-10 diagnosis codes. Beginning with 2020 data, individuals with more than one encounter for a substance use or mental disorder are counted for each encounter they have during the calendar year.

## JUVENILE COURT REFERRALS

	2022	2021	2020
Child Abuse	10	5	18
Child Neglect	300	340	213
Child Custody Issues	13	17	13
Juvenile Violent Offenses	121	118	109
Juvenile Alcohol Offenses	10	15	7
Juvenile Drug Offenses	68	29	30
School Truancy	5	7	7
Absent from Home	7	20	15
Beyond Parental Control	5	5	7
Injurious Behavior	0	2	5

Source: Missouri Office of State Courts Administrator.

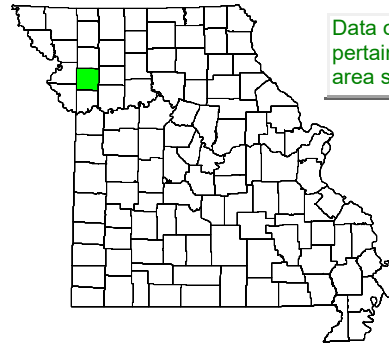
## SCHOOL REPORTS \*\*\*

	2022-23	2021-22	2020-21
Reported School Suspensions	344	364	100
Reported Substance Related Suspensions	54	109	35
Reported Violence or Weapon Suspensions	12	8	0
Enrollment Grades K-8	27,662	27,928	28,131
Enrollment Grades 9-12	13,785	13,496	13,302
Dropouts	96	80	56

Source: Missouri Department of Elementary and Secondary Education.

\*\*\* County-level data are aggregated by school district. Reported suspensions and dropouts fewer than 5 in a district are suppressed and represented as zero in the county totals.

# CLINTON COUNTY



Data on this page pertain to the map area shaded green.

## DEMOGRAPHICS

	2022	2021	2020
Population Estimate	21,328	21,258	21,210
Median Household Income	\$68,337	\$64,823	\$66,492
Poverty Estimate, Individuals of All Ages	2,655	2,104	1,902
Poverty Estimate, Children Under Age 18	692	630	533
Labor Force	10,634	10,660	10,564
Employed	10,334	10,096	9,936
Unemployed	300	564	628
Unemployment Rate	2.8%	5.3%	5.9%

## BIRTHS AND DEATHS

	2022	2021	2020
Resident Births	238	231	238
Resident Deaths	277	246	313
Suicide	1	2	5
Homicide	0	1	1
Alcohol Induced Deaths	4	1	5
Drug Induced Deaths	5	6	2
Smoking Attributable Deaths	37	39	39

Source: Missouri Department of Health and Senior Services

## IMPAIRED DRIVING

	2022	2021	2020
Alcohol Involved Fatal Crashes	1	3	0
Alcohol Involved Injury Crashes	4	6	9
Alcohol Involved Property Damage Crashes	3	11	7
Killed in Alcohol Involved Crashes	1	3	0
Injured in Alcohol Involved Crashes	7	9	21
Drug Involved Fatal Crashes	1	1	0
Drug Involved Injury Crashes	3	3	4
Drug Involved Property Damage Crashes	0	4	2
Killed in Drug Involved Crashes	1	1	0
Injured in Drug Involved Crashes	5	3	5

Source: Missouri Department of Public Safety, Missouri State Highway Patrol.

## POLICE REPORTS

	2022	2021	2020
DUI Arrests, DWI Tracking System	85	90	88
Liquor Law Arrests	3	2	1
Drug Arrests	67	26	29
Violent Offenses	27	44	47
Domestic Violence Reports	130	198	247
Property Offenses	198	227	221

Source: Missouri Department of Public Safety, Missouri State Highway Patrol.

## CRIMINAL JUSTICE

	FY 2023	FY 2022	FY 2021
Treatment Court Participants	0	0	0
Drug Conviction: Probation	14	11	8
Drug Conviction: Prison	25	35	30
Drug Conviction: Parole	28	25	43
DWI Conviction: Probation	2	1	3
DWI Conviction: Prison	1	7	5
DWI Conviction: Parole	1	4	3

Sources: Missouri Office of State Courts Administrator; Missouri Department of Corrections.

## JUVENILE PLACEMENTS \*

	2022	2021	2020
Total Out-of-Home Placements	8	23	16
Parental Alcohol Use Reported	0	2	2
Parental Drug Use Reported	5	14	11
Parental Use of Both Alcohol and Drugs Reported	0	2	0

Source: Missouri Department of Social Services, Children's Division

\* The Children's Division reports do not encompass all reasons for a removal from home but document adverse conditions. Multiple factors are often considered when a child is placed out of the home. Removals involving parental substance use conditions are included in this profile. Some 2022 data are not fully compatible with prior years' data due to category changes.

## HOSPITAL / EMERGENCY ROOM \*\*

Principal Disorder	2021	2020	2019
Alcohol Use: E.R. Services, then Discharged	35	41	29
Alcohol Use: E.R. Services, then Admitted	7	9	10
Alcohol Use: Admitted without E.R. Services	8	26	7
Drug Use: E.R. Services, then Discharged	18	22	23
Drug Use: E.R. Services, then Admitted	2	4	5
Drug Use: Admitted without E.R. Services	6	6	6
Mental: E.R. Services, then Discharged	150	143	100
Mental: E.R. Services, then Admitted	19	23	25
Mental: Admitted without E.R. Services	98	95	88

## HOSPITAL / EMERGENCY ROOM

Secondary Disorder	2021	2020	2019
Alcohol Use: E.R. Services, then Discharged	33	35	35
Alcohol Use: E.R. Services, then Admitted	46	55	48
Alcohol Use: Admitted without E.R. Services	56	54	30
Drug Use: E.R. Services, then Discharged	71	59	37
Drug Use: E.R. Services, then Admitted	39	30	29
Drug Use: Admitted without E.R. Services	45	62	58
Mental: E.R. Services, then Discharged	255	214	192
Mental: E.R. Services, then Admitted	285	292	212
Mental: Admitted without E.R. Services	311	324	267

Source: Missouri Department of Health and Senior Services

\*\* Hospital encounters are categorized based on ICD-10 diagnosis codes. Beginning with 2020 data, individuals with more than one encounter for a substance use or mental disorder are counted for each encounter they have during the calendar year.

## JUVENILE COURT REFERRALS

	2022	2021	2020
Child Abuse	11	16	3
Child Neglect	15	23	31
Child Custody Issues	0	0	0
Juvenile Violent Offenses	16	5	10
Juvenile Alcohol Offenses	0	2	1
Juvenile Drug Offenses	2	0	1
School Truancy	28	18	28
Absent from Home	9	2	2
Beyond Parental Control	3	3	10
Injurious Behavior	17	6	10

Source: Missouri Office of State Courts Administrator.

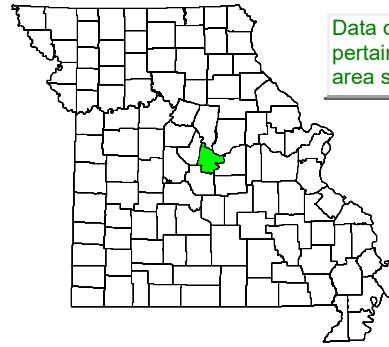
## SCHOOL REPORTS \*\*\*

	2022-23	2021-22	2020-21
Reported School Suspensions	36	25	7
Reported Substance Related Suspensions	5	0	5
Reported Violence or Weapon Suspensions	0	0	0
Enrollment Grades K-8	2,084	2,086	2,062
Enrollment Grades 9-12	990	1,031	1,022
Dropouts	0	0	7

Source: Missouri Department of Elementary and Secondary Education.

\*\*\* County-level data are aggregated by school district. Reported suspensions and dropouts fewer than 5 in a district are suppressed and represented as zero in the county totals.

# COLE COUNTY



Data on this page pertain to the map area shaded green.

## DEMOGRAPHICS

	2022	2021	2020
Population Estimate	76,969	76,631	76,614
Median Household Income	\$70,837	\$63,972	\$63,486
Poverty Estimate, Individuals of All Ages	7,108	8,479	6,649
Poverty Estimate, Children Under Age 18	2,200	2,468	1,793
Labor Force	39,196	38,648	39,151
Employed	38,428	37,445	37,432
Unemployed	768	1,203	1,719
Unemployment Rate	2.0%	3.1%	4.4%

## BIRTHS AND DEATHS

	2022	2021	2020
Resident Births	789	838	820
Resident Deaths	798	779	882
Suicide	15	14	8
Homicide	6	1	6
Alcohol Induced Deaths	5	4	9
Drug Induced Deaths	13	16	15
Smoking Attributable Deaths	117	102	120

Source: Missouri Department of Health and Senior Services

## IMPAIRED DRIVING

	2022	2021	2020
Alcohol Involved Fatal Crashes	2	1	0
Alcohol Involved Injury Crashes	30	18	22
Alcohol Involved Property Damage Crashes	41	41	36
Killed in Alcohol Involved Crashes	2	1	0
Injured in Alcohol Involved Crashes	38	23	26
Drug Involved Fatal Crashes	0	0	0
Drug Involved Injury Crashes	4	4	11
Drug Involved Property Damage Crashes	6	12	14
Killed in Drug Involved Crashes	0	0	0
Injured in Drug Involved Crashes	6	4	15

Source: Missouri Department of Public Safety, Missouri State Highway Patrol.

## POLICE REPORTS

	2022	2021	2020
DUI Arrests, DWI Tracking System	304	248	283
Liquor Law Arrests	30	26	153
Drug Arrests	470	534	510
Violent Offenses	200	165	174
Domestic Violence Reports	356	299	512
Property Offenses	963	992	1,485

Source: Missouri Department of Public Safety, Missouri State Highway Patrol.

## CRIMINAL JUSTICE

	FY 2023	FY 2022	FY 2021
Treatment Court Participants	146	125	117
Drug Conviction: Probation	155	149	61
Drug Conviction: Prison	40	32	34
Drug Conviction: Parole	43	48	54
DWI Conviction: Probation	23	22	17
DWI Conviction: Prison	3	4	1
DWI Conviction: Parole	8	1	5

Sources: Missouri Office of State Courts Administrator; Missouri Department of Corrections.

## JUVENILE PLACEMENTS \*

	2022	2021	2020
Total Out-of-Home Placements	77	73	77
Parental Alcohol Use Reported	2	4	0
Parental Drug Use Reported	12	39	34
Parental Use of Both Alcohol and Drugs Reporte	1	0	0

Source: Missouri Department of Social Services, Children's Division

\* The Children's Division reports do not encompass all reasons for a removal from home but document adverse conditions. Multiple factors are often considered when a child is placed out of the home. Removals involving parental substance use conditions are included in this profile. Some 2022 data are not fully compatible with prior years' data due to category changes.

## HOSPITAL / EMERGENCY ROOM \*\*

Principal Disorder	2021	2020	2019
Alcohol Use: E.R. Services, then Discharged	198	183	152
Alcohol Use: E.R. Services, then Admitted	62	63	49
Alcohol Use: Admitted without E.R. Services	28	21	18
Drug Use: E.R. Services, then Discharged	131	138	138
Drug Use: E.R. Services, then Admitted	31	31	28
Drug Use: Admitted without E.R. Services	17	19	12
Mental: E.R. Services, then Discharged	750	787	669
Mental: E.R. Services, then Admitted	498	515	318
Mental: Admitted without E.R. Services	319	408	198

## HOSPITAL / EMERGENCY ROOM

Secondary Disorder	2021	2020	2019
Alcohol Use: E.R. Services, then Discharged	315	212	206
Alcohol Use: E.R. Services, then Admitted	233	240	183
Alcohol Use: Admitted without E.R. Services	123	88	85
Drug Use: E.R. Services, then Discharged	486	316	271
Drug Use: E.R. Services, then Admitted	284	339	252
Drug Use: Admitted without E.R. Services	198	166	146
Mental: E.R. Services, then Discharged	2,799	2,873	2,183
Mental: E.R. Services, then Admitted	995	1,379	765
Mental: Admitted without E.R. Services	967	786	526

Source: Missouri Department of Health and Senior Services

\*\* Hospital encounters are categorized based on ICD-10 diagnosis codes. Beginning with 2020 data, individuals with more than one encounter for a substance use or mental disorder are counted for each encounter they have during the calendar year.

## JUVENILE COURT REFERRALS

	2022	2021	2020
Child Abuse	21	59	121
Child Neglect	75	208	87
Child Custody Issues	0	0	0
Juvenile Violent Offenses	127	68	69
Juvenile Alcohol Offenses	14	8	6
Juvenile Drug Offenses	37	16	13
School Truancy	14	3	13
Absent from Home	23	36	16
Beyond Parental Control	98	58	47
Injurious Behavior	84	74	73

Source: Missouri Office of State Courts Administrator.

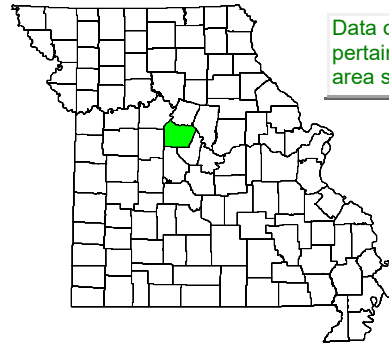
## SCHOOL REPORTS \*\*\*

	2022-23	2021-22	2020-21
Reported School Suspensions	351	200	117
Reported Substance Related Suspensions	94	27	38
Reported Violence or Weapon Suspensions	37	35	8
Enrollment Grades K-8	7,257	7,357	7,558
Enrollment Grades 9-12	3,580	3,600	3,482
Dropouts	88	88	127

Source: Missouri Department of Elementary and Secondary Education.

\*\*\* County-level data are aggregated by school district. Reported suspensions and dropouts fewer than 5 in a district are suppressed and represented as zero in the county totals.

# COOPER COUNTY



Data on this page pertain to the map area shaded green.

## DEMOGRAPHICS

	2022	2021	2020
Population Estimate	16,772	16,672	16,648
Median Household Income	\$63,247	\$56,824	\$51,221
Poverty Estimate, Individuals of All Ages	1,773	2,026	2,189
Poverty Estimate, Children Under Age 18	545	609	653
Labor Force	7,070	7,080	7,219
Employed	6,901	6,824	6,818
Unemployed	169	256	401
Unemployment Rate	2.4%	3.6%	5.6%

## BIRTHS AND DEATHS

	2022	2021	2020
Resident Births	170	194	174
Resident Deaths	199	227	203
Suicide	7	1	2
Homicide	0	0	1
Alcohol Induced Deaths	1	0	1
Drug Induced Deaths	5	1	1
Smoking Attributable Deaths	30	33	28

Source: Missouri Department of Health and Senior Services

## IMPAIRED DRIVING

	2022	2021	2020
Alcohol Involved Fatal Crashes	0	0	1
Alcohol Involved Injury Crashes	6	7	5
Alcohol Involved Property Damage Crashes	14	12	13
Killed in Alcohol Involved Crashes	0	0	1
Injured in Alcohol Involved Crashes	16	7	11
Drug Involved Fatal Crashes	0	0	0
Drug Involved Injury Crashes	1	1	1
Drug Involved Property Damage Crashes	4	4	3
Killed in Drug Involved Crashes	0	0	0
Injured in Drug Involved Crashes	1	1	1

Source: Missouri Department of Public Safety, Missouri State Highway Patrol.

## POLICE REPORTS

	2022	2021	2020
DUI Arrests, DWI Tracking System	91	85	72
Liquor Law Arrests	0	4	1
Drug Arrests	103	72	107
Violent Offenses	24	35	30
Domestic Violence Reports	80	66	81
Property Offenses	204	232	201

Source: Missouri Department of Public Safety, Missouri State Highway Patrol.

## CRIMINAL JUSTICE

	FY 2023	FY 2022	FY 2021
Treatment Court Participants	25	17	8
Drug Conviction: Probation	67	57	38
Drug Conviction: Prison	37	43	38
Drug Conviction: Parole	54	46	30
DWI Conviction: Probation	6	10	3
DWI Conviction: Prison	4	3	2
DWI Conviction: Parole	9	3	1

Sources: Missouri Office of State Courts Administrator; Missouri Department of Corrections.

## JUVENILE PLACEMENTS \*

	2022	2021	2020
Total Out-of-Home Placements	9	8	10
Parental Alcohol Use Reported	0	1	0
Parental Drug Use Reported	2	3	0
Parental Use of Both Alcohol and Drugs Reporte	0	0	0

Source: Missouri Department of Social Services, Children's Division

\* The Children's Division reports do not encompass all reasons for a removal from home but document adverse conditions. Multiple factors are often considered when a child is placed out of the home. Removals involving parental substance use conditions are included in this profile. Some 2022 data are not fully compatible with prior years' data due to category changes.

## HOSPITAL / EMERGENCY ROOM \*\*

Principal Disorder	2021	2020	2019
Alcohol Use: E.R. Services, then Discharged	18	28	28
Alcohol Use: E.R. Services, then Admitted	6	7	9
Alcohol Use: Admitted without E.R. Services	2	3	6
Drug Use: E.R. Services, then Discharged	12	13	14
Drug Use: E.R. Services, then Admitted	5	6	2
Drug Use: Admitted without E.R. Services	5	3	1
Mental: E.R. Services, then Discharged	92	98	125
Mental: E.R. Services, then Admitted	63	75	45
Mental: Admitted without E.R. Services	73	79	46

## HOSPITAL / EMERGENCY ROOM

Secondary Disorder	2021	2020	2019
Alcohol Use: E.R. Services, then Discharged	34	50	29
Alcohol Use: E.R. Services, then Admitted	42	75	34
Alcohol Use: Admitted without E.R. Services	31	20	18
Drug Use: E.R. Services, then Discharged	41	36	44
Drug Use: E.R. Services, then Admitted	41	55	32
Drug Use: Admitted without E.R. Services	45	25	35
Mental: E.R. Services, then Discharged	271	361	263
Mental: E.R. Services, then Admitted	337	436	163
Mental: Admitted without E.R. Services	303	221	224

Source: Missouri Department of Health and Senior Services

\*\* Hospital encounters are categorized based on ICD-10 diagnosis codes. Beginning with 2020 data, individuals with more than one encounter for a substance use or mental disorder are counted for each encounter they have during the calendar year.

## JUVENILE COURT REFERRALS

	2022	2021	2020
Child Abuse	2	9	2
Child Neglect	22	11	4
Child Custody Issues	3	5	10
Juvenile Violent Offenses	58	32	25
Juvenile Alcohol Offenses	3	1	5
Juvenile Drug Offenses	11	3	8
School Truancy	8	1	7
Absent from Home	15	9	13
Beyond Parental Control	16	25	18
Injurious Behavior	55	33	32

Source: Missouri Office of State Courts Administrator.

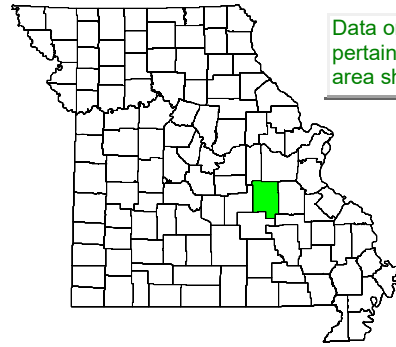
## SCHOOL REPORTS \*\*\*

	2022-23	2021-22	2020-21
Reported School Suspensions	29	11	0
Reported Substance Related Suspensions	6	0	0
Reported Violence or Weapon Suspensions	0	0	0
Enrollment Grades K-8	1,467	1,461	1,479
Enrollment Grades 9-12	807	798	791
Dropouts	0	8	0

Source: Missouri Department of Elementary and Secondary Education.

\*\*\* County-level data are aggregated by school district. Reported suspensions and dropouts fewer than 5 in a district are suppressed and represented as zero in the county totals.

# CRAWFORD COUNTY



Data on this page pertain to the map area shaded green.

## DEMOGRAPHICS

	2022	2021	2020
Population Estimate	22,659	22,818	23,037
Median Household Income	\$52,536	\$49,511	\$43,785
Poverty Estimate, Individuals of All Ages	3,406	3,565	3,805
Poverty Estimate, Children Under Age 18	995	1,146	1,171
Labor Force	10,773	10,913	10,852
Employed	10,469	10,418	10,157
Unemployed	304	495	695
Unemployment Rate	2.8%	4.5%	6.4%

## BIRTHS AND DEATHS

	2022	2021	2020
Resident Births	242	240	226
Resident Deaths	376	387	361
Suicide	7	7	3
Homicide	1	5	6
Alcohol Induced Deaths	7	6	1
Drug Induced Deaths	13	23	7
Smoking Attributable Deaths	56	55	61

Source: Missouri Department of Health and Senior Services

## IMPAIRED DRIVING

	2022	2021	2020
Alcohol Involved Fatal Crashes	0	3	2
Alcohol Involved Injury Crashes	8	10	13
Alcohol Involved Property Damage Crashes	14	18	24
Killed in Alcohol Involved Crashes	0	3	2
Injured in Alcohol Involved Crashes	12	13	19
Drug Involved Fatal Crashes	1	0	0
Drug Involved Injury Crashes	3	6	4
Drug Involved Property Damage Crashes	2	2	8
Killed in Drug Involved Crashes	1	0	0
Injured in Drug Involved Crashes	5	6	4

Source: Missouri Department of Public Safety, Missouri State Highway Patrol.

## POLICE REPORTS

	2022	2021	2020
DUI Arrests, DWI Tracking System	87	113	157
Liquor Law Arrests	4	1	1
Drug Arrests	190	156	311
Violent Offenses	109	91	74
Domestic Violence Reports	260	205	271
Property Offenses	734	727	866

Source: Missouri Department of Public Safety, Missouri State Highway Patrol.

## CRIMINAL JUSTICE

	FY 2023	FY 2022	FY 2021
Treatment Court Participants	31	30	38
Drug Conviction: Probation	57	84	82
Drug Conviction: Prison	38	68	63
Drug Conviction: Parole	43	63	65
DWI Conviction: Probation	5	9	4
DWI Conviction: Prison	4	2	4
DWI Conviction: Parole	0	2	4

Sources: Missouri Office of State Courts Administrator; Missouri Department of Corrections.

## JUVENILE PLACEMENTS \*

	2022	2021	2020
Total Out-of-Home Placements	66	67	94
Parental Alcohol Use Reported	3	3	4
Parental Drug Use Reported	42	38	52
Parental Use of Both Alcohol and Drugs Reported	1	2	2

Source: Missouri Department of Social Services, Children's Division

\* The Children's Division reports do not encompass all reasons for a removal from home but document adverse conditions. Multiple factors are often considered when a child is placed out of the home. Removals involving parental substance use conditions are included in this profile. Some 2022 data are not fully compatible with prior years' data due to category changes.

## HOSPITAL / EMERGENCY ROOM \*\*

Principal Disorder	2021	2020	2019
Alcohol Use: E.R. Services, then Discharged	64	55	48
Alcohol Use: E.R. Services, then Admitted	7	8	9
Alcohol Use: Admitted without E.R. Services	23	13	16
Drug Use: E.R. Services, then Discharged	69	67	85
Drug Use: E.R. Services, then Admitted	8	8	9
Drug Use: Admitted without E.R. Services	35	29	22
Mental: E.R. Services, then Discharged	245	189	195
Mental: E.R. Services, then Admitted	85	103	110
Mental: Admitted without E.R. Services	226	149	119

## HOSPITAL / EMERGENCY ROOM

Secondary Disorder	2021	2020	2019
Alcohol Use: E.R. Services, then Discharged	80	80	76
Alcohol Use: E.R. Services, then Admitted	56	77	66
Alcohol Use: Admitted without E.R. Services	110	78	72
Drug Use: E.R. Services, then Discharged	162	192	177
Drug Use: E.R. Services, then Admitted	97	116	121
Drug Use: Admitted without E.R. Services	195	147	119
Mental: E.R. Services, then Discharged	955	1,169	924
Mental: E.R. Services, then Admitted	286	306	228
Mental: Admitted without E.R. Services	692	705	374

Source: Missouri Department of Health and Senior Services

\*\* Hospital encounters are categorized based on ICD-10 diagnosis codes. Beginning with 2020 data, individuals with more than one encounter for a substance use or mental disorder are counted for each encounter they have during the calendar year.

## JUVENILE COURT REFERRALS

	2022	2021	2020
Child Abuse	11	2	3
Child Neglect	53	54	83
Child Custody Issues	0	0	0
Juvenile Violent Offenses	28	15	13
Juvenile Alcohol Offenses	13	5	2
Juvenile Drug Offenses	7	5	5
School Truancy	4	6	7
Absent from Home	7	10	11
Beyond Parental Control	6	7	9
Injurious Behavior	6	17	34

Source: Missouri Office of State Courts Administrator.

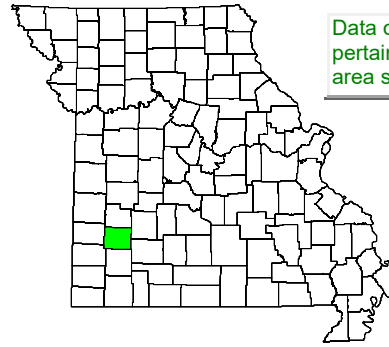
## SCHOOL REPORTS \*\*\*

	2022-23	2021-22	2020-21
Reported School Suspensions	31	25	29
Reported Substance Related Suspensions	8	5	14
Reported Violence or Weapon Suspensions	0	0	0
Enrollment Grades K-8	1,989	2,089	2,125
Enrollment Grades 9-12	1,016	1,015	986
Dropouts	6	5	6

Source: Missouri Department of Elementary and Secondary Education.

\*\*\* County-level data are aggregated by school district. Reported suspensions and dropouts fewer than 5 in a district are suppressed and represented as zero in the county totals.

# DADE COUNTY



Data on this page pertain to the map area shaded green.

## DEMOGRAPHICS

	2022	2021	2020
Population Estimate	7,660	7,600	7,587
Median Household Income	\$49,386	\$43,303	\$46,535
Poverty Estimate, Individuals of All Ages	1,373	1,134	1,043
Poverty Estimate, Children Under Age 18	354	351	348
Labor Force	3,447	3,544	3,560
Employed	3,372	3,427	3,405
Unemployed	75	117	155
Unemployment Rate	2.2%	3.3%	4.4%

## BIRTHS AND DEATHS

	2022	2021	2020
Resident Births	64	57	78
Resident Deaths	141	119	135
Suicide	3	1	1
Homicide	0	0	1
Alcohol Induced Deaths	2	1	1
Drug Induced Deaths	1	0	1
Smoking Attributable Deaths	23	21	15

Source: Missouri Department of Health and Senior Services

## IMPAIRED DRIVING

	2022	2021	2020
Alcohol Involved Fatal Crashes	0	0	0
Alcohol Involved Injury Crashes	2	3	1
Alcohol Involved Property Damage Crashes	6	3	2
Killed in Alcohol Involved Crashes	0	0	0
Injured in Alcohol Involved Crashes	2	3	1
Drug Involved Fatal Crashes	0	0	0
Drug Involved Injury Crashes	1	1	1
Drug Involved Property Damage Crashes	1	0	0
Killed in Drug Involved Crashes	0	0	0
Injured in Drug Involved Crashes	1	1	1

Source: Missouri Department of Public Safety, Missouri State Highway Patrol.

## POLICE REPORTS

	2022	2021	2020
DUI Arrests, DWI Tracking System	15	12	10
Liquor Law Arrests	0	0	0
Drug Arrests	25	9	9
Violent Offenses	54	93	27
Domestic Violence Reports	30	57	13
Property Offenses	122	123	63

Source: Missouri Department of Public Safety, Missouri State Highway Patrol.

## CRIMINAL JUSTICE

	FY 2023	FY 2022	FY 2021
Treatment Court Participants	8	9	8
Drug Conviction: Probation	14	12	15
Drug Conviction: Prison	10	5	10
Drug Conviction: Parole	7	8	9
DWI Conviction: Probation	0	1	0
DWI Conviction: Prison	0	0	0
DWI Conviction: Parole	0	0	0

Sources: Missouri Office of State Courts Administrator; Missouri Department of Corrections.

## JUVENILE PLACEMENTS \*

	2022	2021	2020
Total Out-of-Home Placements	6	1	6
Parental Alcohol Use Reported	0	0	3
Parental Drug Use Reported	2	0	4
Parental Use of Both Alcohol and Drugs Reported	0	0	3

Source: Missouri Department of Social Services, Children's Division

\* The Children's Division reports do not encompass all reasons for a removal from home but document adverse conditions. Multiple factors are often considered when a child is placed out of the home. Removals involving parental substance use conditions are included in this profile. Some 2022 data are not fully compatible with prior years' data due to category changes.

## HOSPITAL / EMERGENCY ROOM \*\*

Principal Disorder	2021	2020	2019
Alcohol Use: E.R. Services, then Discharged	6	9	7
Alcohol Use: E.R. Services, then Admitted	12	11	9
Alcohol Use: Admitted without E.R. Services	1	0	1
Drug Use: E.R. Services, then Discharged	20	26	13
Drug Use: E.R. Services, then Admitted	3	8	0
Drug Use: Admitted without E.R. Services	2	0	0
Mental: E.R. Services, then Discharged	33	32	35
Mental: E.R. Services, then Admitted	36	37	17
Mental: Admitted without E.R. Services	35	30	17

## HOSPITAL / EMERGENCY ROOM

Secondary Disorder	2021	2020	2019
Alcohol Use: E.R. Services, then Discharged	9	10	9
Alcohol Use: E.R. Services, then Admitted	24	23	10
Alcohol Use: Admitted without E.R. Services	7	9	13
Drug Use: E.R. Services, then Discharged	36	19	21
Drug Use: E.R. Services, then Admitted	43	32	22
Drug Use: Admitted without E.R. Services	24	16	12
Mental: E.R. Services, then Discharged	317	205	118
Mental: E.R. Services, then Admitted	168	135	89
Mental: Admitted without E.R. Services	74	86	77

Source: Missouri Department of Health and Senior Services

\*\* Hospital encounters are categorized based on ICD-10 diagnosis codes. Beginning with 2020 data, individuals with more than one encounter for a substance use or mental disorder are counted for each encounter they have during the calendar year.

## JUVENILE COURT REFERRALS

	2022	2021	2020
Child Abuse	5	5	11
Child Neglect	14	11	9
Child Custody Issues	0	0	0
Juvenile Violent Offenses	6	2	3
Juvenile Alcohol Offenses	1	0	2
Juvenile Drug Offenses	2	1	1
School Truancy	11	4	11
Absent from Home	0	0	2
Beyond Parental Control	0	1	2
Injurious Behavior	17	3	3

Source: Missouri Office of State Courts Administrator.

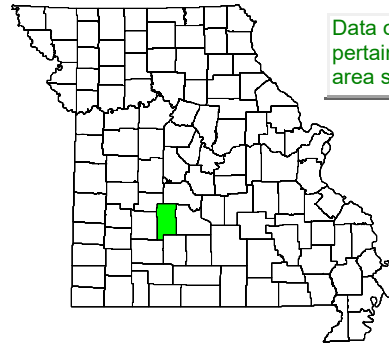
## SCHOOL REPORTS \*\*\*

	2022-23	2021-22	2020-21
Reported School Suspensions	10	9	0
Reported Substance Related Suspensions	0	0	0
Reported Violence or Weapon Suspensions	0	0	0
Enrollment Grades K-8	672	675	659
Enrollment Grades 9-12	298	308	321
Dropouts	0	0	0

Source: Missouri Department of Elementary and Secondary Education.

\*\*\* County-level data are aggregated by school district. Reported suspensions and dropouts fewer than 5 in a district are suppressed and represented as zero in the county totals.

# DALLAS COUNTY



Data on this page pertain to the map area shaded green.

## DEMOGRAPHICS

	2022	2021	2020
Population Estimate	17,626	17,371	17,130
Median Household Income	\$49,830	\$46,189	\$43,482
Poverty Estimate, Individuals of All Ages	2,755	2,844	4,092
Poverty Estimate, Children Under Age 18	926	1,014	1,430
Labor Force	7,219	7,177	7,034
Employed	7,025	6,865	6,620
Unemployed	194	312	414
Unemployment Rate	2.7%	4.3%	5.9%

## BIRTHS AND DEATHS

	2022	2021	2020
Resident Births	201	221	215
Resident Deaths	243	302	305
Suicide	5	5	2
Homicide	0	0	1
Alcohol Induced Deaths	2	1	0
Drug Induced Deaths	3	2	2
Smoking Attributable Deaths	41	50	41

Source: Missouri Department of Health and Senior Services

## IMPAIRED DRIVING

	2022	2021	2020
Alcohol Involved Fatal Crashes	1	2	1
Alcohol Involved Injury Crashes	4	4	4
Alcohol Involved Property Damage Crashes	11	9	9
Killed in Alcohol Involved Crashes	1	2	1
Injured in Alcohol Involved Crashes	4	8	4
Drug Involved Fatal Crashes	0	1	2
Drug Involved Injury Crashes	0	0	1
Drug Involved Property Damage Crashes	0	0	1
Killed in Drug Involved Crashes	0	1	2
Injured in Drug Involved Crashes	0	1	3

Source: Missouri Department of Public Safety, Missouri State Highway Patrol.

## POLICE REPORTS

	2022	2021	2020
DUI Arrests, DWI Tracking System	26	19	24
Liquor Law Arrests	0	0	0
Drug Arrests	54	6	25
Violent Offenses	41	17	7
Domestic Violence Reports	106	54	93
Property Offenses	131	79	78

Source: Missouri Department of Public Safety, Missouri State Highway Patrol.

## CRIMINAL JUSTICE

	FY 2023	FY 2022	FY 2021
Treatment Court Participants	0	0	0
Drug Conviction: Probation	16	17	14
Drug Conviction: Prison	23	28	19
Drug Conviction: Parole	13	21	17
DWI Conviction: Probation	2	0	3
DWI Conviction: Prison	0	0	0
DWI Conviction: Parole	0	3	0

Sources: Missouri Office of State Courts Administrator; Missouri Department of Corrections.

## JUVENILE PLACEMENTS \*

	2022	2021	2020
Total Out-of-Home Placements	17	32	26
Parental Alcohol Use Reported	0	0	0
Parental Drug Use Reported	10	14	16
Parental Use of Both Alcohol and Drugs Reporte	0	0	0

Source: Missouri Department of Social Services, Children's Division

\* The Children's Division reports do not encompass all reasons for a removal from home but document adverse conditions. Multiple factors are often considered when a child is placed out of the home. Removals involving parental substance use conditions are included in this profile. Some 2022 data are not fully compatible with prior years' data due to category changes.

## HOSPITAL / EMERGENCY ROOM \*\*

Principal Disorder	2021	2020	2019
Alcohol Use: E.R. Services, then Discharged	45	36	39
Alcohol Use: E.R. Services, then Admitted	10	10	11
Alcohol Use: Admitted without E.R. Services	7	9	11
Drug Use: E.R. Services, then Discharged	25	26	26
Drug Use: E.R. Services, then Admitted	1	4	4
Drug Use: Admitted without E.R. Services	1	8	6
Mental: E.R. Services, then Discharged	111	130	146
Mental: E.R. Services, then Admitted	57	49	44
Mental: Admitted without E.R. Services	100	93	63

## HOSPITAL / EMERGENCY ROOM

Secondary Disorder	2021	2020	2019
Alcohol Use: E.R. Services, then Discharged	43	65	40
Alcohol Use: E.R. Services, then Admitted	38	35	42
Alcohol Use: Admitted without E.R. Services	51	49	38
Drug Use: E.R. Services, then Discharged	80	55	65
Drug Use: E.R. Services, then Admitted	61	36	52
Drug Use: Admitted without E.R. Services	74	63	62
Mental: E.R. Services, then Discharged	810	805	540
Mental: E.R. Services, then Admitted	262	236	185
Mental: Admitted without E.R. Services	314	281	168

Source: Missouri Department of Health and Senior Services

\*\* Hospital encounters are categorized based on ICD-10 diagnosis codes. Beginning with 2020 data, individuals with more than one encounter for a substance use or mental disorder are counted for each encounter they have during the calendar year.

## JUVENILE COURT REFERRALS

	2022	2021	2020
Child Abuse	3	10	15
Child Neglect	34	51	36
Child Custody Issues	12	4	1
Juvenile Violent Offenses	24	10	10
Juvenile Alcohol Offenses	1	0	0
Juvenile Drug Offenses	13	4	1
School Truancy	4	0	3
Absent from Home	6	4	8
Beyond Parental Control	5	6	16
Injurious Behavior	1	3	1

Source: Missouri Office of State Courts Administrator.

## SCHOOL REPORTS \*\*\*

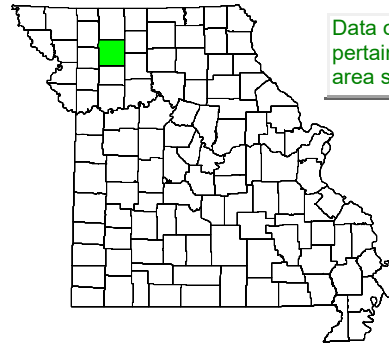
	2022-23	2021-22	2020-21
Reported School Suspensions	56	14	14
Reported Substance Related Suspensions	22	7	0
Reported Violence or Weapon Suspensions	6	0	0
Enrollment Grades K-8	1,108	1,112	1,105
Enrollment Grades 9-12	568	529	508
Dropouts	0	0	0

Source: Missouri Department of Elementary and Secondary Education.

\*\*\* County-level data are aggregated by school district. Reported suspensions and dropouts fewer than 5 in a district are suppressed and represented as zero in the county totals.



# DAVISS COUNTY



Data on this page pertain to the map area shaded green.

## DEMOGRAPHICS

	2022	2021	2020
Population Estimate	8,435	8,385	8,425
Median Household Income	\$53,639	\$56,786	\$49,830
Poverty Estimate, Individuals of All Ages	1,266	1,059	1,141
Poverty Estimate, Children Under Age 18	468	437	467
Labor Force	3,960	4,103	4,123
Employed	3,864	3,948	3,948
Unemployed	96	155	175
Unemployment Rate	2.4%	3.8%	4.2%

## BIRTHS AND DEATHS

	2022	2021	2020
Resident Births	127	104	121
Resident Deaths	108	107	112
Suicide	2	2	2
Homicide	0	0	0
Alcohol Induced Deaths	0	0	0
Drug Induced Deaths	1	0	1
Smoking Attributable Deaths	19	21	19

Source: Missouri Department of Health and Senior Services

## IMPAIRED DRIVING

	2022	2021	2020
Alcohol Involved Fatal Crashes	0	0	0
Alcohol Involved Injury Crashes	5	2	1
Alcohol Involved Property Damage Crashes	4	6	6
Killed in Alcohol Involved Crashes	0	0	0
Injured in Alcohol Involved Crashes	8	4	1
Drug Involved Fatal Crashes	0	0	0
Drug Involved Injury Crashes	0	2	0
Drug Involved Property Damage Crashes	0	1	3
Killed in Drug Involved Crashes	0	0	0
Injured in Drug Involved Crashes	0	2	0

Source: Missouri Department of Public Safety, Missouri State Highway Patrol.

## POLICE REPORTS

	2022	2021	2020
DUI Arrests, DWI Tracking System	47	47	51
Liquor Law Arrests	13	0	0
Drug Arrests	12	3	7
Violent Offenses	27	12	20
Domestic Violence Reports	32	12	18
Property Offenses	63	9	64

Source: Missouri Department of Public Safety, Missouri State Highway Patrol.

## CRIMINAL JUSTICE

	FY 2023	FY 2022	FY 2021
Treatment Court Participants	0	0	0
Drug Conviction: Probation	6	11	6
Drug Conviction: Prison	12	17	16
Drug Conviction: Parole	19	15	14
DWI Conviction: Probation	7	4	5
DWI Conviction: Prison	4	5	3
DWI Conviction: Parole	7	3	6

Sources: Missouri Office of State Courts Administrator; Missouri Department of Corrections.

## JUVENILE PLACEMENTS \*

	2022	2021	2020
Total Out-of-Home Placements	12	7	5
Parental Alcohol Use Reported	0	0	2
Parental Drug Use Reported	7	5	5
Parental Use of Both Alcohol and Drugs Reported	0	0	2

Source: Missouri Department of Social Services, Children's Division

\* The Children's Division reports do not encompass all reasons for a removal from home but document adverse conditions. Multiple factors are often considered when a child is placed out of the home. Removals involving parental substance use conditions are included in this profile. Some 2022 data are not fully compatible with prior years' data due to category changes.

## HOSPITAL / EMERGENCY ROOM \*\*

Principal Disorder	2021	2020	2019
Alcohol Use: E.R. Services, then Discharged	1	2	9
Alcohol Use: E.R. Services, then Admitted	1	1	1
Alcohol Use: Admitted without E.R. Services	1	2	0
Drug Use: E.R. Services, then Discharged	3	5	8
Drug Use: E.R. Services, then Admitted	1	2	3
Drug Use: Admitted without E.R. Services	1	2	1
Mental: E.R. Services, then Discharged	52	54	53
Mental: E.R. Services, then Admitted	15	20	14
Mental: Admitted without E.R. Services	33	35	32

## HOSPITAL / EMERGENCY ROOM

Secondary Disorder	2021	2020	2019
Alcohol Use: E.R. Services, then Discharged	10	11	8
Alcohol Use: E.R. Services, then Admitted	15	15	5
Alcohol Use: Admitted without E.R. Services	15	22	8
Drug Use: E.R. Services, then Discharged	10	12	15
Drug Use: E.R. Services, then Admitted	13	10	10
Drug Use: Admitted without E.R. Services	20	20	21
Mental: E.R. Services, then Discharged	66	80	66
Mental: E.R. Services, then Admitted	82	90	59
Mental: Admitted without E.R. Services	146	158	104

Source: Missouri Department of Health and Senior Services

\*\* Hospital encounters are categorized based on ICD-10 diagnosis codes. Beginning with 2020 data, individuals with more than one encounter for a substance use or mental disorder are counted for each encounter they have during the calendar year.

## JUVENILE COURT REFERRALS

	2022	2021	2020
Child Abuse	2	15	2
Child Neglect	13	6	11
Child Custody Issues	0	0	0
Juvenile Violent Offenses	7	7	4
Juvenile Alcohol Offenses	6	1	0
Juvenile Drug Offenses	3	1	1
School Truancy	8	7	5
Absent from Home	3	4	2
Beyond Parental Control	4	3	1
Injurious Behavior	5	4	4

Source: Missouri Office of State Courts Administrator.

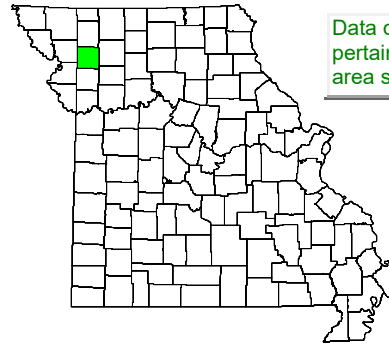
## SCHOOL REPORTS \*\*\*

	2022-23	2021-22	2020-21
Reported School Suspensions	0	0	0
Reported Substance Related Suspensions	0	0	0
Reported Violence or Weapon Suspensions	0	0	0
Enrollment Grades K-8	726	730	707
Enrollment Grades 9-12	349	351	376
Dropouts	0	0	0

Source: Missouri Department of Elementary and Secondary Education.

\*\*\* County-level data are aggregated by school district. Reported suspensions and dropouts fewer than 5 in a district are suppressed and represented as zero in the county totals.

# DEKALB COUNTY



Data on this page pertain to the map area shaded green.

## DEMOGRAPHICS

	2022	2021	2020
Population Estimate	11,336	11,708	11,610
Median Household Income	\$66,880	\$54,112	\$52,868
Poverty Estimate, Individuals of All Ages	1,169	1,234	1,162
Poverty Estimate, Children Under Age 18	266	292	261
Labor Force	4,029	4,167	4,791
Employed	3,925	4,010	4,585
Unemployed	104	157	206
Unemployment Rate	2.6%	3.8%	4.3%

## BIRTHS AND DEATHS

	2022	2021	2020
Resident Births	104	87	105
Resident Deaths	148	131	157
Suicide	2	4	4
Homicide	0	0	1
Alcohol Induced Deaths	1	4	0
Drug Induced Deaths	2	3	3
Smoking Attributable Deaths	28	21	24

Source: Missouri Department of Health and Senior Services

## IMPAIRED DRIVING

	2022	2021	2020
Alcohol Involved Fatal Crashes	0	0	0
Alcohol Involved Injury Crashes	3	2	3
Alcohol Involved Property Damage Crashes	1	5	4
Killed in Alcohol Involved Crashes	0	0	0
Injured in Alcohol Involved Crashes	4	2	4
Drug Involved Fatal Crashes	0	0	0
Drug Involved Injury Crashes	2	2	2
Drug Involved Property Damage Crashes	0	1	1
Killed in Drug Involved Crashes	0	0	0
Injured in Drug Involved Crashes	5	4	2

Source: Missouri Department of Public Safety, Missouri State Highway Patrol.

## POLICE REPORTS

	2022	2021	2020
DUI Arrests, DWI Tracking System	33	50	55
Liquor Law Arrests	0	0	0
Drug Arrests	7	4	16
Violent Offenses	15	8	23
Domestic Violence Reports	52	44	33
Property Offenses	46	33	64

Source: Missouri Department of Public Safety, Missouri State Highway Patrol.

## CRIMINAL JUSTICE

	FY 2023	FY 2022	FY 2021
Treatment Court Participants	0	0	0
Drug Conviction: Probation	3	9	9
Drug Conviction: Prison	26	32	26
Drug Conviction: Parole	37	46	30
DWI Conviction: Probation	1	2	2
DWI Conviction: Prison	1	1	6
DWI Conviction: Parole	0	6	4

Sources: Missouri Office of State Courts Administrator; Missouri Department of Corrections.

## JUVENILE PLACEMENTS \*

	2022	2021	2020
Total Out-of-Home Placements	24	6	17
Parental Alcohol Use Reported	2	0	0
Parental Drug Use Reported	6	3	9
Parental Use of Both Alcohol and Drugs Reported	0	0	0

Source: Missouri Department of Social Services, Children's Division

\* The Children's Division reports do not encompass all reasons for a removal from home but document adverse conditions. Multiple factors are often considered when a child is placed out of the home. Removals involving parental substance use conditions are included in this profile. Some 2022 data are not fully compatible with prior years' data due to category changes.

## HOSPITAL / EMERGENCY ROOM \*\*

Principal Disorder	2021	2020	2019
Alcohol Use: E.R. Services, then Discharged	15	9	8
Alcohol Use: E.R. Services, then Admitted	2	3	5
Alcohol Use: Admitted without E.R. Services	3	3	1
Drug Use: E.R. Services, then Discharged	5	7	10
Drug Use: E.R. Services, then Admitted	5	9	2
Drug Use: Admitted without E.R. Services	1	2	1
Mental: E.R. Services, then Discharged	63	68	68
Mental: E.R. Services, then Admitted	51	59	39
Mental: Admitted without E.R. Services	53	39	37

## HOSPITAL / EMERGENCY ROOM

Secondary Disorder	2021	2020	2019
Alcohol Use: E.R. Services, then Discharged	11	13	14
Alcohol Use: E.R. Services, then Admitted	34	29	26
Alcohol Use: Admitted without E.R. Services	26	10	19
Drug Use: E.R. Services, then Discharged	31	29	29
Drug Use: E.R. Services, then Admitted	42	54	32
Drug Use: Admitted without E.R. Services	30	26	21
Mental: E.R. Services, then Discharged	303	274	224
Mental: E.R. Services, then Admitted	232	242	141
Mental: Admitted without E.R. Services	210	197	147

Source: Missouri Department of Health and Senior Services

\*\* Hospital encounters are categorized based on ICD-10 diagnosis codes. Beginning with 2020 data, individuals with more than one encounter for a substance use or mental disorder are counted for each encounter they have during the calendar year.

## JUVENILE COURT REFERRALS

	2022	2021	2020
Child Abuse	4	7	4
Child Neglect	9	11	28
Child Custody Issues	1	0	0
Juvenile Violent Offenses	4	5	2
Juvenile Alcohol Offenses	0	0	0
Juvenile Drug Offenses	2	1	0
School Truancy	4	4	2
Absent from Home	0	0	3
Beyond Parental Control	0	2	6
Injurious Behavior	4	4	6

Source: Missouri Office of State Courts Administrator.

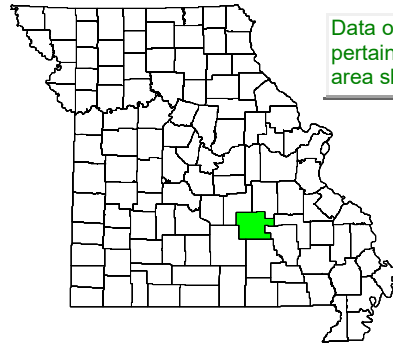
## SCHOOL REPORTS \*\*\*

	2022-23	2021-22	2020-21
Reported School Suspensions	0	7	5
Reported Substance Related Suspensions	0	0	0
Reported Violence or Weapon Suspensions	0	0	0
Enrollment Grades K-8	763	776	704
Enrollment Grades 9-12	322	320	325
Dropouts	0	0	0

Source: Missouri Department of Elementary and Secondary Education.

\*\*\* County-level data are aggregated by school district. Reported suspensions and dropouts fewer than 5 in a district are suppressed and represented as zero in the county totals.

# DENT COUNTY



Data on this page pertain to the map area shaded green.

## DEMOGRAPHICS

	2022	2021	2020
Population Estimate	14,467	14,428	14,389
Median Household Income	\$52,945	\$45,530	\$44,057
Poverty Estimate, Individuals of All Ages	2,550	2,343	2,309
Poverty Estimate, Children Under Age 18	756	774	748
Labor Force	6,095	6,257	6,351
Employed	5,905	5,987	6,045
Unemployed	190	270	306
Unemployment Rate	3.1%	4.3%	4.8%

## BIRTHS AND DEATHS

	2022	2021	2020
Resident Births	156	143	152
Resident Deaths	248	269	268
Suicide	2	3	5
Homicide	0	1	1
Alcohol Induced Deaths	1	2	1
Drug Induced Deaths	6	13	8
Smoking Attributable Deaths	37	39	39

Source: Missouri Department of Health and Senior Services

## IMPAIRED DRIVING

	2022	2021	2020
Alcohol Involved Fatal Crashes	0	0	0
Alcohol Involved Injury Crashes	1	5	10
Alcohol Involved Property Damage Crashes	6	1	10
Killed in Alcohol Involved Crashes	0	0	0
Injured in Alcohol Involved Crashes	3	6	12
Drug Involved Fatal Crashes	0	0	0
Drug Involved Injury Crashes	0	0	3
Drug Involved Property Damage Crashes	1	0	2
Killed in Drug Involved Crashes	0	0	0
Injured in Drug Involved Crashes	0	0	3

Source: Missouri Department of Public Safety, Missouri State Highway Patrol.

## POLICE REPORTS

	2022	2021	2020
DUI Arrests, DWI Tracking System	52	56	59
Liquor Law Arrests	1	2	3
Drug Arrests	77	61	61
Violent Offenses	35	32	21
Domestic Violence Reports	42	39	51
Property Offenses	159	188	168

Source: Missouri Department of Public Safety, Missouri State Highway Patrol.

## CRIMINAL JUSTICE

	FY 2023	FY 2022	FY 2021
Treatment Court Participants	38	35	31
Drug Conviction: Probation	26	31	27
Drug Conviction: Prison	37	43	36
Drug Conviction: Parole	26	29	30
DWI Conviction: Probation	2	5	0
DWI Conviction: Prison	1	4	1
DWI Conviction: Parole	3	1	0

Sources: Missouri Office of State Courts Administrator; Missouri Department of Corrections.

## JUVENILE PLACEMENTS \*

	2022	2021	2020
Total Out-of-Home Placements	40	24	39
Parental Alcohol Use Reported	4	0	0
Parental Drug Use Reported	17	15	21
Parental Use of Both Alcohol and Drugs Reported	1	0	0

Source: Missouri Department of Social Services, Children's Division

\* The Children's Division reports do not encompass all reasons for a removal from home but document adverse conditions. Multiple factors are often considered when a child is placed out of the home. Removals involving parental substance use conditions are included in this profile. Some 2022 data are not fully compatible with prior years' data due to category changes.

## HOSPITAL / EMERGENCY ROOM \*\*

Principal Disorder	2021	2020	2019
Alcohol Use: E.R. Services, then Discharged	27	48	36
Alcohol Use: E.R. Services, then Admitted	6	10	5
Alcohol Use: Admitted without E.R. Services	7	7	5
Drug Use: E.R. Services, then Discharged	27	30	41
Drug Use: E.R. Services, then Admitted	0	3	5
Drug Use: Admitted without E.R. Services	8	10	11
Mental: E.R. Services, then Discharged	126	176	138
Mental: E.R. Services, then Admitted	22	47	37
Mental: Admitted without E.R. Services	80	71	48

## HOSPITAL / EMERGENCY ROOM

Secondary Disorder	2021	2020	2019
Alcohol Use: E.R. Services, then Discharged	52	41	32
Alcohol Use: E.R. Services, then Admitted	31	36	35
Alcohol Use: Admitted without E.R. Services	47	40	37
Drug Use: E.R. Services, then Discharged	56	65	59
Drug Use: E.R. Services, then Admitted	23	42	43
Drug Use: Admitted without E.R. Services	57	50	45
Mental: E.R. Services, then Discharged	346	211	182
Mental: E.R. Services, then Admitted	241	339	210
Mental: Admitted without E.R. Services	420	354	232

Source: Missouri Department of Health and Senior Services

\*\* Hospital encounters are categorized based on ICD-10 diagnosis codes. Beginning with 2020 data, individuals with more than one encounter for a substance use or mental disorder are counted for each encounter they have during the calendar year.

## JUVENILE COURT REFERRALS

	2022	2021	2020
Child Abuse	0	2	5
Child Neglect	40	24	47
Child Custody Issues	0	1	2
Juvenile Violent Offenses	1	2	3
Juvenile Alcohol Offenses	0	1	2
Juvenile Drug Offenses	4	5	0
School Truancy	6	10	2
Absent from Home	0	0	0
Beyond Parental Control	9	8	12
Injurious Behavior	6	7	8

Source: Missouri Office of State Courts Administrator.

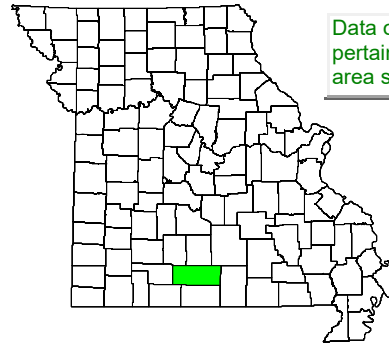
## SCHOOL REPORTS \*\*\*

	2022-23	2021-22	2020-21
Reported School Suspensions	49	36	7
Reported Substance Related Suspensions	28	10	0
Reported Violence or Weapon Suspensions	9	11	0
Enrollment Grades K-8	1,495	1,490	1,519
Enrollment Grades 9-12	622	593	555
Dropouts	16	0	0

Source: Missouri Department of Elementary and Secondary Education.

\*\*\* County-level data are aggregated by school district. Reported suspensions and dropouts fewer than 5 in a district are suppressed and represented as zero in the county totals.

# DOUGLAS COUNTY



Data on this page pertain to the map area shaded green.

## DEMOGRAPHICS

	2022	2021	2020
Population Estimate	11,975	11,754	11,604
Median Household Income	\$43,694	\$41,505	\$46,079
Poverty Estimate, Individuals of All Ages	2,188	2,381	2,349
Poverty Estimate, Children Under Age 18	669	738	791
Labor Force	5,142	5,162	5,167
Employed	5,003	4,941	4,768
Unemployed	139	221	399
Unemployment Rate	2.7%	4.3%	7.7%

## BIRTHS AND DEATHS

	2022	2021	2020
Resident Births	143	150	131
Resident Deaths	207	229	205
Suicide	5	3	4
Homicide	0	0	1
Alcohol Induced Deaths	0	3	2
Drug Induced Deaths	4	4	1
Smoking Attributable Deaths	31	28	26

Source: Missouri Department of Health and Senior Services

## IMPAIRED DRIVING

	2022	2021	2020
Alcohol Involved Fatal Crashes	0	0	1
Alcohol Involved Injury Crashes	4	10	5
Alcohol Involved Property Damage Crashes	4	4	6
Killed in Alcohol Involved Crashes	0	0	1
Injured in Alcohol Involved Crashes	5	15	6
Drug Involved Fatal Crashes	0	0	0
Drug Involved Injury Crashes	0	0	2
Drug Involved Property Damage Crashes	0	1	0
Killed in Drug Involved Crashes	0	0	0
Injured in Drug Involved Crashes	0	0	3

Source: Missouri Department of Public Safety, Missouri State Highway Patrol.

## POLICE REPORTS

	2022	2021	2020
DUI Arrests, DWI Tracking System	24	35	28
Liquor Law Arrests	3	1	0
Drug Arrests	60	32	81
Violent Offenses	25	27	24
Domestic Violence Reports	53	52	30
Property Offenses	87	86	126

Source: Missouri Department of Public Safety, Missouri State Highway Patrol.

## CRIMINAL JUSTICE

	FY 2023	FY 2022	FY 2021
Treatment Court Participants	33	38	30
Drug Conviction: Probation	55	47	40
Drug Conviction: Prison	24	34	20
Drug Conviction: Parole	26	20	12
DWI Conviction: Probation	2	4	1
DWI Conviction: Prison	3	2	2
DWI Conviction: Parole	1	0	2

Sources: Missouri Office of State Courts Administrator; Missouri Department of Corrections.

## JUVENILE PLACEMENTS \*

	2022	2021	2020
Total Out-of-Home Placements	24	38	13
Parental Alcohol Use Reported	1	2	0
Parental Drug Use Reported	5	19	5
Parental Use of Both Alcohol and Drugs Reporte	0	2	0

Source: Missouri Department of Social Services, Children's Division

\* The Children's Division reports do not encompass all reasons for a removal from home but document adverse conditions. Multiple factors are often considered when a child is placed out of the home. Removals involving parental substance use conditions are included in this profile. Some 2022 data are not fully compatible with prior years' data due to category changes.

## HOSPITAL / EMERGENCY ROOM \*\*

Principal Disorder	2021	2020	2019
Alcohol Use: E.R. Services, then Discharged	9	18	14
Alcohol Use: E.R. Services, then Admitted	10	16	9
Alcohol Use: Admitted without E.R. Services	3	2	2
Drug Use: E.R. Services, then Discharged	8	9	14
Drug Use: E.R. Services, then Admitted	2	7	3
Drug Use: Admitted without E.R. Services	4	3	3
Mental: E.R. Services, then Discharged	38	52	47
Mental: E.R. Services, then Admitted	40	35	37
Mental: Admitted without E.R. Services	51	31	25

## HOSPITAL / EMERGENCY ROOM

Secondary Disorder	2021	2020	2019
Alcohol Use: E.R. Services, then Discharged	13	3	12
Alcohol Use: E.R. Services, then Admitted	19	37	25
Alcohol Use: Admitted without E.R. Services	16	15	16
Drug Use: E.R. Services, then Discharged	26	27	16
Drug Use: E.R. Services, then Admitted	43	42	44
Drug Use: Admitted without E.R. Services	38	20	28
Mental: E.R. Services, then Discharged	232	154	80
Mental: E.R. Services, then Admitted	261	250	188
Mental: Admitted without E.R. Services	89	91	79

Source: Missouri Department of Health and Senior Services

\*\* Hospital encounters are categorized based on ICD-10 diagnosis codes. Beginning with 2020 data, individuals with more than one encounter for a substance use or mental disorder are counted for each encounter they have during the calendar year.

## JUVENILE COURT REFERRALS

	2022	2021	2020
Child Abuse	0	0	0
Child Neglect	16	38	30
Child Custody Issues	8	3	0
Juvenile Violent Offenses	7	1	2
Juvenile Alcohol Offenses	0	0	0
Juvenile Drug Offenses	3	0	0
School Truancy	2	4	1
Absent from Home	1	0	0
Beyond Parental Control	1	0	4
Injurious Behavior	0	0	0

Source: Missouri Office of State Courts Administrator.

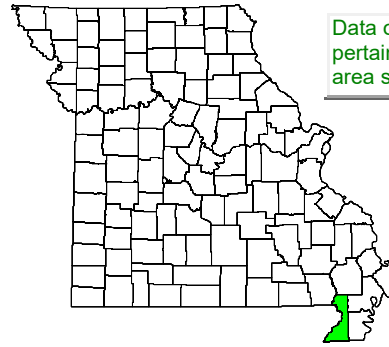
## SCHOOL REPORTS \*\*\*

	2022-23	2021-22	2020-21
Reported School Suspensions	10	12	5
Reported Substance Related Suspensions	0	5	0
Reported Violence or Weapon Suspensions	0	0	0
Enrollment Grades K-8	1,019	1,001	989
Enrollment Grades 9-12	451	449	449
Dropouts	0	0	0

Source: Missouri Department of Elementary and Secondary Education.

\*\*\* County-level data are aggregated by school district. Reported suspensions and dropouts fewer than 5 in a district are suppressed and represented as zero in the county totals.

# DUNKLIN COUNTY



Data on this page pertain to the map area shaded green.

## DEMOGRAPHICS

	2022	2021	2020
Population Estimate	27,406	27,751	28,217
Median Household Income	\$39,688	\$42,932	\$42,512
Poverty Estimate, Individuals of All Ages	6,882	6,029	5,682
Poverty Estimate, Children Under Age 18	2,394	2,255	2,156
Labor Force	10,927	11,276	11,562
Employed	10,486	10,590	10,718
Unemployed	441	686	844
Unemployment Rate	4.0%	6.1%	7.3%

## BIRTHS AND DEATHS

	2022	2021	2020
Resident Births	329	366	377
Resident Deaths	480	519	558
Suicide	1	5	5
Homicide	1	3	5
Alcohol Induced Deaths	2	7	5
Drug Induced Deaths	4	8	6
Smoking Attributable Deaths	104	95	105

Source: Missouri Department of Health and Senior Services

## IMPAIRED DRIVING

	2022	2021	2020
Alcohol Involved Fatal Crashes	1	0	1
Alcohol Involved Injury Crashes	10	12	6
Alcohol Involved Property Damage Crashes	10	12	5
Killed in Alcohol Involved Crashes	1	0	1
Injured in Alcohol Involved Crashes	14	14	6
Drug Involved Fatal Crashes	0	0	0
Drug Involved Injury Crashes	6	5	1
Drug Involved Property Damage Crashes	4	9	3
Killed in Drug Involved Crashes	0	0	0
Injured in Drug Involved Crashes	7	6	1

Source: Missouri Department of Public Safety, Missouri State Highway Patrol.

## POLICE REPORTS

	2022	2021	2020
DUI Arrests, DWI Tracking System	192	125	69
Liquor Law Arrests	6	8	1
Drug Arrests	215	164	164
Violent Offenses	72	130	166
Domestic Violence Reports	267	264	252
Property Offenses	550	797	709

Source: Missouri Department of Public Safety, Missouri State Highway Patrol.

## CRIMINAL JUSTICE

	FY 2023	FY 2022	FY 2021
Treatment Court Participants	99	84	78
Drug Conviction: Probation	153	143	54
Drug Conviction: Prison	80	101	55
Drug Conviction: Parole	160	119	102
DWI Conviction: Probation	10	7	7
DWI Conviction: Prison	3	2	3
DWI Conviction: Parole	2	2	3

Sources: Missouri Office of State Courts Administrator; Missouri Department of Corrections.

## JUVENILE PLACEMENTS \*

	2022	2021	2020
Total Out-of-Home Placements	95	71	94
Parental Alcohol Use Reported	2	3	0
Parental Drug Use Reported	61	50	67
Parental Use of Both Alcohol and Drugs Reporte	0	2	0

Source: Missouri Department of Social Services, Children's Division

\* The Children's Division reports do not encompass all reasons for a removal from home but document adverse conditions. Multiple factors are often considered when a child is placed out of the home. Removals involving parental substance use conditions are included in this profile. Some 2022 data are not fully compatible with prior years' data due to category changes.

## HOSPITAL / EMERGENCY ROOM \*\*

Principal Disorder	2021	2020	2019
Alcohol Use: E.R. Services, then Discharged	32	23	17
Alcohol Use: E.R. Services, then Admitted	6	10	5
Alcohol Use: Admitted without E.R. Services	16	9	9
Drug Use: E.R. Services, then Discharged	52	55	39
Drug Use: E.R. Services, then Admitted	7	25	18
Drug Use: Admitted without E.R. Services	7	20	28
Mental: E.R. Services, then Discharged	246	214	225
Mental: E.R. Services, then Admitted	147	104	63
Mental: Admitted without E.R. Services	330	358	212

## HOSPITAL / EMERGENCY ROOM

Secondary Disorder	2021	2020	2019
Alcohol Use: E.R. Services, then Discharged	47	40	38
Alcohol Use: E.R. Services, then Admitted	35	38	37
Alcohol Use: Admitted without E.R. Services	93	107	81
Drug Use: E.R. Services, then Discharged	163	139	91
Drug Use: E.R. Services, then Admitted	125	108	68
Drug Use: Admitted without E.R. Services	245	210	155
Mental: E.R. Services, then Discharged	485	606	549
Mental: E.R. Services, then Admitted	235	297	193
Mental: Admitted without E.R. Services	916	942	642

Source: Missouri Department of Health and Senior Services

\*\* Hospital encounters are categorized based on ICD-10 diagnosis codes. Beginning with 2020 data, individuals with more than one encounter for a substance use or mental disorder are counted for each encounter they have during the calendar year.

## JUVENILE COURT REFERRALS

	2022	2021	2020
Child Abuse	4	0	6
Child Neglect	224	181	196
Child Custody Issues	0	0	1
Juvenile Violent Offenses	23	16	18
Juvenile Alcohol Offenses	0	1	0
Juvenile Drug Offenses	2	7	1
School Truancy	71	131	16
Absent from Home	0	2	0
Beyond Parental Control	14	21	27
Injurious Behavior	0	5	8

Source: Missouri Office of State Courts Administrator.

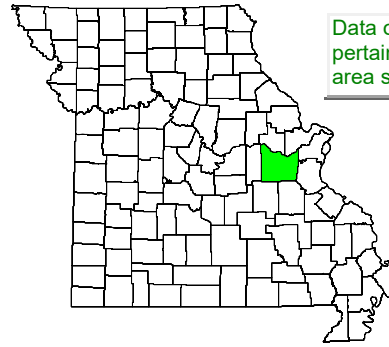
## SCHOOL REPORTS \*\*\*

	2022-23	2021-22	2020-21
Reported School Suspensions	114	34	57
Reported Substance Related Suspensions	15	0	0
Reported Violence or Weapon Suspensions	0	0	0
Enrollment Grades K-8	3,330	3,447	3,529
Enrollment Grades 9-12	1,399	1,449	1,417
Dropouts	5	8	0

Source: Missouri Department of Elementary and Secondary Education.

\*\*\* County-level data are aggregated by school district. Reported suspensions and dropouts fewer than 5 in a district are suppressed and represented as zero in the county totals.

# FRANKLIN COUNTY



Data on this page pertain to the map area shaded green.

## DEMOGRAPHICS

	2022	2021	2020
Population Estimate	105,879	105,328	104,853
Median Household Income	\$65,779	\$68,162	\$62,781
Poverty Estimate, Individuals of All Ages	9,199	9,966	9,353
Poverty Estimate, Children Under Age 18	2,330	2,824	2,549
Labor Force	53,012	52,747	52,661
Employed	51,787	50,639	49,396
Unemployed	1,225	2,108	3,265
Unemployment Rate	2.3%	4.0%	6.2%

## BIRTHS AND DEATHS

	2022	2021	2020
Resident Births	1,119	1,118	1,100
Resident Deaths	1,358	1,334	1,279
Suicide	23	23	26
Homicide	5	5	3
Alcohol Induced Deaths	17	19	14
Drug Induced Deaths	54	50	57
Smoking Attributable Deaths	193	188	185

Source: Missouri Department of Health and Senior Services

## IMPAIRED DRIVING

	2022	2021	2020
Alcohol Involved Fatal Crashes	4	4	3
Alcohol Involved Injury Crashes	42	46	35
Alcohol Involved Property Damage Crashes	75	94	83
Killed in Alcohol Involved Crashes	4	4	3
Injured in Alcohol Involved Crashes	55	53	52
Drug Involved Fatal Crashes	1	2	3
Drug Involved Injury Crashes	7	9	14
Drug Involved Property Damage Crashes	13	26	19
Killed in Drug Involved Crashes	1	2	3
Injured in Drug Involved Crashes	11	12	17

Source: Missouri Department of Public Safety, Missouri State Highway Patrol.

## POLICE REPORTS

	2022	2021	2020
DUI Arrests, DWI Tracking System	515	445	398
Liquor Law Arrests	21	20	17
Drug Arrests	293	224	244
Violent Offenses	194	222	199
Domestic Violence Reports	540	639	907
Property Offenses	1,442	1,611	1,853

Source: Missouri Department of Public Safety, Missouri State Highway Patrol.

## CRIMINAL JUSTICE

	FY 2023	FY 2022	FY 2021
Treatment Court Participants	118	91	82
Drug Conviction: Probation	159	158	112
Drug Conviction: Prison	47	48	48
Drug Conviction: Parole	53	53	61
DWI Conviction: Probation	31	25	25
DWI Conviction: Prison	6	5	9
DWI Conviction: Parole	5	8	5

Sources: Missouri Office of State Courts Administrator; Missouri Department of Corrections.

## JUVENILE PLACEMENTS \*

	2022	2021	2020
Total Out-of-Home Placements	97	148	123
Parental Alcohol Use Reported	9	8	15
Parental Drug Use Reported	72	98	95
Parental Use of Both Alcohol and Drugs Reporte	5	4	10

Source: Missouri Department of Social Services, Children's Division

\* The Children's Division reports do not encompass all reasons for a removal from home but document adverse conditions. Multiple factors are often considered when a child is placed out of the home. Removals involving parental substance use conditions are included in this profile. Some 2022 data are not fully compatible with prior years' data due to category changes.

## HOSPITAL / EMERGENCY ROOM \*\*

Principal Disorder	2021	2020	2019
Alcohol Use: E.R. Services, then Discharged	184	233	198
Alcohol Use: E.R. Services, then Admitted	65	79	36
Alcohol Use: Admitted without E.R. Services	50	49	39
Drug Use: E.R. Services, then Discharged	264	321	312
Drug Use: E.R. Services, then Admitted	41	45	39
Drug Use: Admitted without E.R. Services	98	101	82
Mental: E.R. Services, then Discharged	1,066	1,019	886
Mental: E.R. Services, then Admitted	664	679	450
Mental: Admitted without E.R. Services	617	614	386

## HOSPITAL / EMERGENCY ROOM

Secondary Disorder	2021	2020	2019
Alcohol Use: E.R. Services, then Discharged	192	253	214
Alcohol Use: E.R. Services, then Admitted	470	429	365
Alcohol Use: Admitted without E.R. Services	234	234	209
Drug Use: E.R. Services, then Discharged	393	538	437
Drug Use: E.R. Services, then Admitted	734	668	500
Drug Use: Admitted without E.R. Services	451	486	405
Mental: E.R. Services, then Discharged	2,321	2,704	1,590
Mental: E.R. Services, then Admitted	2,579	2,264	1,703
Mental: Admitted without E.R. Services	1,660	1,695	1,141

Source: Missouri Department of Health and Senior Services

\*\* Hospital encounters are categorized based on ICD-10 diagnosis codes. Beginning with 2020 data, individuals with more than one encounter for a substance use or mental disorder are counted for each encounter they have during the calendar year.

## JUVENILE COURT REFERRALS

	2022	2021	2020
Child Abuse	0	0	0
Child Neglect	101	157	117
Child Custody Issues	0	0	0
Juvenile Violent Offenses	99	66	55
Juvenile Alcohol Offenses	35	20	10
Juvenile Drug Offenses	48	22	14
School Truancy	108	113	58
Absent from Home	5	27	34
Beyond Parental Control	9	10	1
Injurious Behavior	91	89	51

Source: Missouri Office of State Courts Administrator.

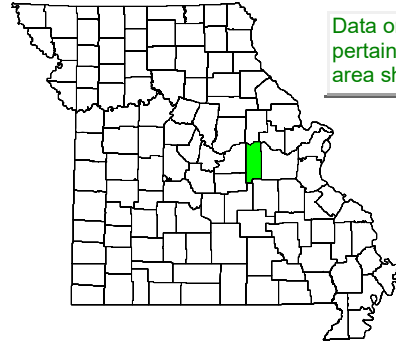
## SCHOOL REPORTS \*\*\*

	2022-23	2021-22	2020-21
Reported School Suspensions	290	214	154
Reported Substance Related Suspensions	95	73	32
Reported Violence or Weapon Suspensions	0	8	0
Enrollment Grades K-8	10,043	10,066	10,168
Enrollment Grades 9-12	4,861	4,814	4,814
Dropouts	76	105	104

Source: Missouri Department of Elementary and Secondary Education.

\*\*\* County-level data are aggregated by school district. Reported suspensions and dropouts fewer than 5 in a district are suppressed and represented as zero in the county totals.

# GASCONADE COUNTY



Data on this page pertain to the map area shaded green.

## DEMOGRAPHICS

	2022	2021	2020
Population Estimate	14,768	14,791	14,760
Median Household Income	\$59,287	\$56,626	\$54,487
Poverty Estimate, Individuals of All Ages	2,031	1,648	1,602
Poverty Estimate, Children Under Age 18	560	488	413
Labor Force	7,590	7,620	7,606
Employed	7,418	7,342	7,168
Unemployed	172	278	438
Unemployment Rate	2.3%	3.6%	5.8%

## BIRTHS AND DEATHS

	2022	2021	2020
Resident Births	138	155	137
Resident Deaths	237	248	271
Suicide	4	4	3
Homicide	0	0	1
Alcohol Induced Deaths	2	5	2
Drug Induced Deaths	4	8	10
Smoking Attributable Deaths	35	33	37

Source: Missouri Department of Health and Senior Services

## IMPAIRED DRIVING

	2022	2021	2020
Alcohol Involved Fatal Crashes	2	2	0
Alcohol Involved Injury Crashes	6	7	5
Alcohol Involved Property Damage Crashes	5	3	6
Killed in Alcohol Involved Crashes	3	2	0
Injured in Alcohol Involved Crashes	8	9	5
Drug Involved Fatal Crashes	0	1	2
Drug Involved Injury Crashes	1	2	0
Drug Involved Property Damage Crashes	1	0	0
Killed in Drug Involved Crashes	0	1	2
Injured in Drug Involved Crashes	1	6	1

Source: Missouri Department of Public Safety, Missouri State Highway Patrol.

## POLICE REPORTS

	2022	2021	2020
DUI Arrests, DWI Tracking System	46	71	46
Liquor Law Arrests	10	6	21
Drug Arrests	34	38	52
Violent Offenses	16	5	44
Domestic Violence Reports	35	20	34
Property Offenses	82	118	268

Source: Missouri Department of Public Safety, Missouri State Highway Patrol.

## CRIMINAL JUSTICE

	FY 2023	FY 2022	FY 2021
Treatment Court Participants	0	0	0
Drug Conviction: Probation	16	12	19
Drug Conviction: Prison	2	7	2
Drug Conviction: Parole	2	3	4
DWI Conviction: Probation	3	4	4
DWI Conviction: Prison	0	0	0
DWI Conviction: Parole	0	3	0

Sources: Missouri Office of State Courts Administrator; Missouri Department of Corrections.

## JUVENILE PLACEMENTS \*

	2022	2021	2020
Total Out-of-Home Placements	26	27	13
Parental Alcohol Use Reported	0	0	0
Parental Drug Use Reported	11	12	5
Parental Use of Both Alcohol and Drugs Reported	0	0	0

Source: Missouri Department of Social Services, Children's Division

\* The Children's Division reports do not encompass all reasons for a removal from home but document adverse conditions. Multiple factors are often considered when a child is placed out of the home. Removals involving parental substance use conditions are included in this profile. Some 2022 data are not fully compatible with prior years' data due to category changes.

## HOSPITAL / EMERGENCY ROOM \*\*

Principal Disorder	2021	2020	2019
Alcohol Use: E.R. Services, then Discharged	47	20	33
Alcohol Use: E.R. Services, then Admitted	9	9	8
Alcohol Use: Admitted without E.R. Services	9	4	10
Drug Use: E.R. Services, then Discharged	23	24	40
Drug Use: E.R. Services, then Admitted	2	5	6
Drug Use: Admitted without E.R. Services	10	9	7
Mental: E.R. Services, then Discharged	106	91	109
Mental: E.R. Services, then Admitted	65	64	68
Mental: Admitted without E.R. Services	113	79	65

## HOSPITAL / EMERGENCY ROOM

Secondary Disorder	2021	2020	2019
Alcohol Use: E.R. Services, then Discharged	50	26	34
Alcohol Use: E.R. Services, then Admitted	37	40	45
Alcohol Use: Admitted without E.R. Services	48	39	26
Drug Use: E.R. Services, then Discharged	48	44	45
Drug Use: E.R. Services, then Admitted	59	64	57
Drug Use: Admitted without E.R. Services	50	56	53
Mental: E.R. Services, then Discharged	243	205	190
Mental: E.R. Services, then Admitted	264	266	220
Mental: Admitted without E.R. Services	269	237	181

Source: Missouri Department of Health and Senior Services

\*\* Hospital encounters are categorized based on ICD-10 diagnosis codes. Beginning with 2020 data, individuals with more than one encounter for a substance use or mental disorder are counted for each encounter they have during the calendar year.

## JUVENILE COURT REFERRALS

	2022	2021	2020
Child Abuse	0	0	0
Child Neglect	24	26	14
Child Custody Issues	0	0	0
Juvenile Violent Offenses	9	4	6
Juvenile Alcohol Offenses	4	0	0
Juvenile Drug Offenses	8	1	2
School Truancy	4	4	2
Absent from Home	1	0	0
Beyond Parental Control	2	2	2
Injurious Behavior	18	21	11

Source: Missouri Office of State Courts Administrator.

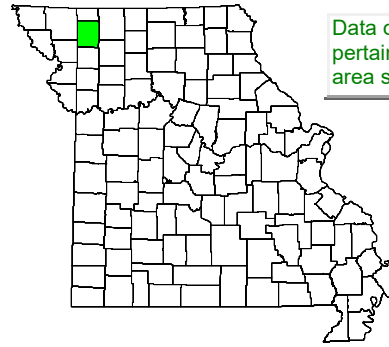
## SCHOOL REPORTS \*\*\*

	2022-23	2021-22	2020-21
Reported School Suspensions	60	38	13
Reported Substance Related Suspensions	8	19	0
Reported Violence or Weapon Suspensions	0	0	0
Enrollment Grades K-8	1,688	1,713	1,693
Enrollment Grades 9-12	871	925	932
Dropouts	0	0	15

Source: Missouri Department of Elementary and Secondary Education.

\*\*\* County-level data are aggregated by school district. Reported suspensions and dropouts fewer than 5 in a district are suppressed and represented as zero in the county totals.

# GENTRY COUNTY



Data on this page pertain to the map area shaded green.

## DEMOGRAPHICS

	2022	2021	2020
Population Estimate	6,253	6,169	6,134
Median Household Income	\$52,653	\$49,726	\$48,338
Poverty Estimate, Individuals of All Ages	908	854	821
Poverty Estimate, Children Under Age 18	284	315	291
Labor Force	3,178	3,334	3,405
Employed	3,110	3,245	3,289
Unemployed	68	89	116
Unemployment Rate	2.1%	2.7%	3.4%

## BIRTHS AND DEATHS

	2022	2021	2020
Resident Births	81	75	69
Resident Deaths	89	105	108
Suicide	1	2	3
Homicide	0	0	0
Alcohol Induced Deaths	0	0	0
Drug Induced Deaths	0	1	1
Smoking Attributable Deaths	14	21	12

Source: Missouri Department of Health and Senior Services

## IMPAIRED DRIVING

	2022	2021	2020
Alcohol Involved Fatal Crashes	0	0	0
Alcohol Involved Injury Crashes	2	0	2
Alcohol Involved Property Damage Crashes	3	0	2
Killed in Alcohol Involved Crashes	0	0	0
Injured in Alcohol Involved Crashes	2	0	3
Drug Involved Fatal Crashes	0	1	0
Drug Involved Injury Crashes	0	0	1
Drug Involved Property Damage Crashes	0	0	0
Killed in Drug Involved Crashes	0	1	0
Injured in Drug Involved Crashes	0	0	1

Source: Missouri Department of Public Safety, Missouri State Highway Patrol.

## POLICE REPORTS

	2022	2021	2020
DUI Arrests, DWI Tracking System	16	6	23
Liquor Law Arrests	0	0	0
Drug Arrests	0	0	11
Violent Offenses	0	0	2
Domestic Violence Reports	0	0	4
Property Offenses	0	0	26

Source: Missouri Department of Public Safety, Missouri State Highway Patrol.

## CRIMINAL JUSTICE

	FY 2023	FY 2022	FY 2021
Treatment Court Participants	1	2	0
Drug Conviction: Probation	2	2	5
Drug Conviction: Prison	1	3	4
Drug Conviction: Parole	4	5	1
DWI Conviction: Probation	0	1	1
DWI Conviction: Prison	0	0	0
DWI Conviction: Parole	0	0	1

Sources: Missouri Office of State Courts Administrator; Missouri Department of Corrections.

## JUVENILE PLACEMENTS \*

	2022	2021	2020
Total Out-of-Home Placements	9	24	12
Parental Alcohol Use Reported	0	0	0
Parental Drug Use Reported	2	2	5
Parental Use of Both Alcohol and Drugs Reported	0	0	0

Source: Missouri Department of Social Services, Children's Division

\* The Children's Division reports do not encompass all reasons for a removal from home but document adverse conditions. Multiple factors are often considered when a child is placed out of the home. Removals involving parental substance use conditions are included in this profile. Some 2022 data are not fully compatible with prior years' data due to category changes.

## HOSPITAL / EMERGENCY ROOM \*\*

Principal Disorder	2021	2020	2019
Alcohol Use: E.R. Services, then Discharged	4	6	7
Alcohol Use: E.R. Services, then Admitted	2	2	3
Alcohol Use: Admitted without E.R. Services	0	1	1
Drug Use: E.R. Services, then Discharged	3	4	4
Drug Use: E.R. Services, then Admitted	1	2	0
Drug Use: Admitted without E.R. Services	0	0	0
Mental: E.R. Services, then Discharged	83	40	39
Mental: E.R. Services, then Admitted	34	32	21
Mental: Admitted without E.R. Services	24	19	22

## HOSPITAL / EMERGENCY ROOM

Secondary Disorder	2021	2020	2019
Alcohol Use: E.R. Services, then Discharged	12	9	9
Alcohol Use: E.R. Services, then Admitted	16	9	17
Alcohol Use: Admitted without E.R. Services	10	17	10
Drug Use: E.R. Services, then Discharged	19	12	20
Drug Use: E.R. Services, then Admitted	24	26	16
Drug Use: Admitted without E.R. Services	13	11	11
Mental: E.R. Services, then Discharged	304	156	160
Mental: E.R. Services, then Admitted	91	90	78
Mental: Admitted without E.R. Services	126	115	93

Source: Missouri Department of Health and Senior Services

\*\* Hospital encounters are categorized based on ICD-10 diagnosis codes. Beginning with 2020 data, individuals with more than one encounter for a substance use or mental disorder are counted for each encounter they have during the calendar year.

## JUVENILE COURT REFERRALS

	2022	2021	2020
Child Abuse	0	0	0
Child Neglect	24	53	44
Child Custody Issues	0	0	0
Juvenile Violent Offenses	2	2	1
Juvenile Alcohol Offenses	0	0	1
Juvenile Drug Offenses	0	0	0
School Truancy	3	3	4
Absent from Home	0	0	0
Beyond Parental Control	3	4	3
Injurious Behavior	2	2	2

Source: Missouri Office of State Courts Administrator.

## SCHOOL REPORTS \*\*\*

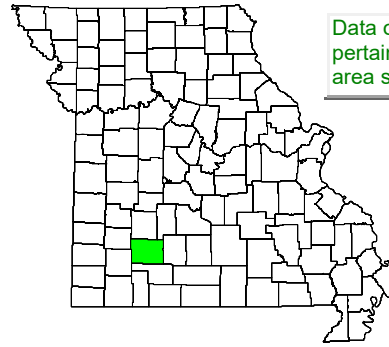
	2022-23	2021-22	2020-21
Reported School Suspensions	0	0	0
Reported Substance Related Suspensions	0	0	0
Reported Violence or Weapon Suspensions	0	0	0
Enrollment Grades K-8	791	794	761
Enrollment Grades 9-12	326	338	308
Dropouts	0	0	0

Source: Missouri Department of Elementary and Secondary Education.

\*\*\* County-level data are aggregated by school district. Reported suspensions and dropouts fewer than 5 in a district are suppressed and represented as zero in the county totals.



# GREENE COUNTY



Data on this page pertain to the map area shaded green.

## DEMOGRAPHICS

	2022	2021	2020
Population Estimate	303,293	301,118	299,312
Median Household Income	\$55,751	\$53,391	\$46,934
Poverty Estimate, Individuals of All Ages	44,048	38,292	40,491
Poverty Estimate, Children Under Age 18	10,365	9,000	8,510
Labor Force	155,126	152,184	150,766
Employed	151,957	146,978	142,704
Unemployed	3,169	5,206	8,062
Unemployment Rate	2.0%	3.4%	5.3%

## BIRTHS AND DEATHS

	2022	2021	2020
Resident Births	3,275	3,267	3,243
Resident Deaths	3,482	3,581	3,417
Suicide	79	69	66
Homicide	18	28	31
Alcohol Induced Deaths	81	60	54
Drug Induced Deaths	131	145	93
Smoking Attributable Deaths	422	468	469

Source: Missouri Department of Health and Senior Services

## IMPAIRED DRIVING

	2022	2021	2020
Alcohol Involved Fatal Crashes	3	5	8
Alcohol Involved Injury Crashes	100	115	114
Alcohol Involved Property Damage Crashes	134	175	174
Killed in Alcohol Involved Crashes	4	7	9
Injured in Alcohol Involved Crashes	140	181	159
Drug Involved Fatal Crashes	2	2	1
Drug Involved Injury Crashes	36	51	54
Drug Involved Property Damage Crashes	37	57	65
Killed in Drug Involved Crashes	2	2	1
Injured in Drug Involved Crashes	48	80	85

Source: Missouri Department of Public Safety, Missouri State Highway Patrol.

## POLICE REPORTS

	2022	2021	2020
DUI Arrests, DWI Tracking System	984	965	1,082
Liquor Law Arrests	177	249	162
Drug Arrests	1,491	811	1,023
Violent Offenses	2,608	2,962	2,798
Domestic Violence Reports	2,790	2,899	2,507
Property Offenses	9,567	12,217	13,850

Source: Missouri Department of Public Safety, Missouri State Highway Patrol.

## CRIMINAL JUSTICE

	FY 2023	FY 2022	FY 2021
Treatment Court Participants	512	523	657
Drug Conviction: Probation	176	141	133
Drug Conviction: Prison	119	88	102
Drug Conviction: Parole	101	128	140
DWI Conviction: Probation	60	44	64
DWI Conviction: Prison	26	30	20
DWI Conviction: Parole	15	15	18

Sources: Missouri Office of State Courts Administrator; Missouri Department of Corrections.

## JUVENILE PLACEMENTS \*

	2022	2021	2020
Total Out-of-Home Placements	336	366	414
Parental Alcohol Use Reported	34	34	37
Parental Drug Use Reported	175	201	212
Parental Use of Both Alcohol and Drugs Reported	11	7	21

Source: Missouri Department of Social Services, Children's Division

\* The Children's Division reports do not encompass all reasons for a removal from home but document adverse conditions. Multiple factors are often considered when a child is placed out of the home. Removals involving parental substance use conditions are included in this profile. Some 2022 data are not fully compatible with prior years' data due to category changes.

## HOSPITAL / EMERGENCY ROOM \*\*

Principal Disorder	2021	2020	2019
Alcohol Use: E.R. Services, then Discharged	1,417	1,455	956
Alcohol Use: E.R. Services, then Admitted	743	869	392
Alcohol Use: Admitted without E.R. Services	60	58	61
Drug Use: E.R. Services, then Discharged	1,547	1,295	1,222
Drug Use: E.R. Services, then Admitted	217	187	181
Drug Use: Admitted without E.R. Services	115	109	120
Mental: E.R. Services, then Discharged	2,614	2,560	2,498
Mental: E.R. Services, then Admitted	2,705	2,778	1,656
Mental: Admitted without E.R. Services	1,154	1,160	726

## HOSPITAL / EMERGENCY ROOM

Secondary Disorder	2021	2020	2019
Alcohol Use: E.R. Services, then Discharged	1,003	795	543
Alcohol Use: E.R. Services, then Admitted	1,734	1,620	1,078
Alcohol Use: Admitted without E.R. Services	320	342	286
Drug Use: E.R. Services, then Discharged	2,234	1,424	1,126
Drug Use: E.R. Services, then Admitted	3,232	3,008	1,965
Drug Use: Admitted without E.R. Services	948	874	764
Mental: E.R. Services, then Discharged	16,367	9,892	3,674
Mental: E.R. Services, then Admitted	7,920	7,591	5,195
Mental: Admitted without E.R. Services	2,669	2,656	2,274

Source: Missouri Department of Health and Senior Services

\*\* Hospital encounters are categorized based on ICD-10 diagnosis codes. Beginning with 2020 data, individuals with more than one encounter for a substance use or mental disorder are counted for each encounter they have during the calendar year.

## JUVENILE COURT REFERRALS

	2022	2021	2020
Child Abuse	103	60	62
Child Neglect	295	342	312
Child Custody Issues	50	50	65
Juvenile Violent Offenses	189	140	109
Juvenile Alcohol Offenses	6	0	4
Juvenile Drug Offenses	29	16	16
School Truancy	0	0	0
Absent from Home	4	3	5
Beyond Parental Control	5	9	7
Injurious Behavior	15	3	10

Source: Missouri Office of State Courts Administrator.

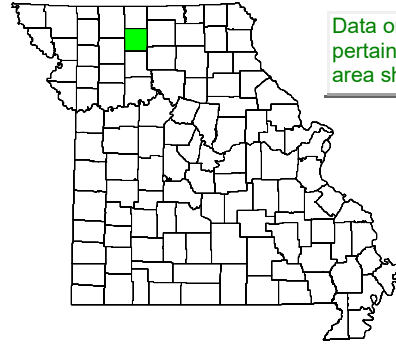
## SCHOOL REPORTS \*\*\*

	2022-23	2021-22	2020-21
Reported School Suspensions	998	611	246
Reported Substance Related Suspensions	323	189	56
Reported Violence or Weapon Suspensions	53	26	14
Enrollment Grades K-8	26,725	26,675	25,948
Enrollment Grades 9-12	12,425	12,127	11,986
Dropouts	118	127	115

Source: Missouri Department of Elementary and Secondary Education.

\*\*\* County-level data are aggregated by school district. Reported suspensions and dropouts fewer than 5 in a district are suppressed and represented as zero in the county totals.

# GRUNDY COUNTY



Data on this page pertain to the map area shaded green.

## DEMOGRAPHICS

	2022	2021	2020
Population Estimate	9,838	9,761	9,761
Median Household Income	\$48,457	\$49,560	\$45,363
Poverty Estimate, Individuals of All Ages	1,710	1,562	1,398
Poverty Estimate, Children Under Age 18	533	571	555
Labor Force	4,028	4,178	4,333
Employed	3,922	4,028	4,134
Unemployed	106	150	199
Unemployment Rate	2.6%	3.6%	4.6%

## BIRTHS AND DEATHS

	2022	2021	2020
Resident Births	142	142	106
Resident Deaths	161	152	152
Suicide	2	5	2
Homicide	1	0	0
Alcohol Induced Deaths	0	0	1
Drug Induced Deaths	1	3	2
Smoking Attributable Deaths	27	18	17

Source: Missouri Department of Health and Senior Services

## IMPAIRED DRIVING

	2022	2021	2020
Alcohol Involved Fatal Crashes	0	0	0
Alcohol Involved Injury Crashes	4	2	4
Alcohol Involved Property Damage Crashes	6	5	4
Killed in Alcohol Involved Crashes	0	0	0
Injured in Alcohol Involved Crashes	4	3	4
Drug Involved Fatal Crashes	0	0	0
Drug Involved Injury Crashes	0	0	3
Drug Involved Property Damage Crashes	1	0	0
Killed in Drug Involved Crashes	0	0	0
Injured in Drug Involved Crashes	0	0	5

Source: Missouri Department of Public Safety, Missouri State Highway Patrol.

## POLICE REPORTS

	2022	2021	2020
DUI Arrests, DWI Tracking System	19	32	28
Liquor Law Arrests	0	0	0
Drug Arrests	26	5	9
Violent Offenses	15	21	16
Domestic Violence Reports	31	41	59
Property Offenses	105	69	78

Source: Missouri Department of Public Safety, Missouri State Highway Patrol.

## CRIMINAL JUSTICE

	FY 2023	FY 2022	FY 2021
Treatment Court Participants	28	29	28
Drug Conviction: Probation	17	23	6
Drug Conviction: Prison	14	17	13
Drug Conviction: Parole	11	17	14
DWI Conviction: Probation	2	2	3
DWI Conviction: Prison	2	1	0
DWI Conviction: Parole	0	0	1

Sources: Missouri Office of State Courts Administrator; Missouri Department of Corrections.

## JUVENILE PLACEMENTS \*

	2022	2021	2020
Total Out-of-Home Placements	10	17	28
Parental Alcohol Use Reported	1	4	2
Parental Drug Use Reported	4	9	1
Parental Use of Both Alcohol and Drugs Reporte	0	4	0

Source: Missouri Department of Social Services, Children's Division

\* The Children's Division reports do not encompass all reasons for a removal from home but document adverse conditions. Multiple factors are often considered when a child is placed out of the home. Removals involving parental substance use conditions are included in this profile. Some 2022 data are not fully compatible with prior years' data due to category changes.

## HOSPITAL / EMERGENCY ROOM \*\*

Principal Disorder	2021	2020	2019
Alcohol Use: E.R. Services, then Discharged	20	16	16
Alcohol Use: E.R. Services, then Admitted	0	1	0
Alcohol Use: Admitted without E.R. Services	8	7	7
Drug Use: E.R. Services, then Discharged	16	12	16
Drug Use: E.R. Services, then Admitted	3	1	1
Drug Use: Admitted without E.R. Services	1	1	5
Mental: E.R. Services, then Discharged	88	83	66
Mental: E.R. Services, then Admitted	13	11	14
Mental: Admitted without E.R. Services	125	66	70

## HOSPITAL / EMERGENCY ROOM

Secondary Disorder	2021	2020	2019
Alcohol Use: E.R. Services, then Discharged	37	58	40
Alcohol Use: E.R. Services, then Admitted	4	5	3
Alcohol Use: Admitted without E.R. Services	50	47	47
Drug Use: E.R. Services, then Discharged	55	38	43
Drug Use: E.R. Services, then Admitted	11	7	11
Drug Use: Admitted without E.R. Services	37	43	39
Mental: E.R. Services, then Discharged	200	179	160
Mental: E.R. Services, then Admitted	17	22	9
Mental: Admitted without E.R. Services	426	450	276

Source: Missouri Department of Health and Senior Services

\*\* Hospital encounters are categorized based on ICD-10 diagnosis codes. Beginning with 2020 data, individuals with more than one encounter for a substance use or mental disorder are counted for each encounter they have during the calendar year.

## JUVENILE COURT REFERRALS

	2022	2021	2020
Child Abuse	1	15	8
Child Neglect	86	83	108
Child Custody Issues	0	0	0
Juvenile Violent Offenses	19	20	18
Juvenile Alcohol Offenses	1	3	2
Juvenile Drug Offenses	7	5	2
School Truancy	49	81	40
Absent from Home	1	5	5
Beyond Parental Control	1	1	2
Injurious Behavior	41	26	25

Source: Missouri Office of State Courts Administrator.

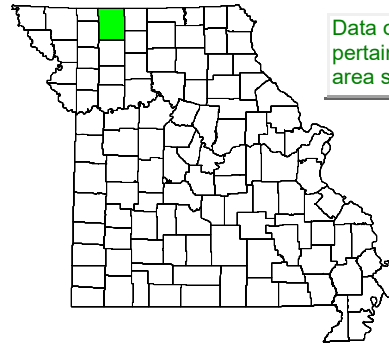
## SCHOOL REPORTS \*\*\*

	2022-23	2021-22	2020-21
Reported School Suspensions	9	0	0
Reported Substance Related Suspensions	0	0	0
Reported Violence or Weapon Suspensions	0	0	0
Enrollment Grades K-8	930	961	952
Enrollment Grades 9-12	371	367	384
Dropouts	7	0	0

Source: Missouri Department of Elementary and Secondary Education.

\*\*\* County-level data are aggregated by school district. Reported suspensions and dropouts fewer than 5 in a district are suppressed and represented as zero in the county totals.

# HARRISON COUNTY



Data on this page pertain to the map area shaded green.

## DEMOGRAPHICS

	2022	2021	2020
Population Estimate	8,199	8,170	8,156
Median Household Income	\$51,910	\$47,536	\$43,642
Poverty Estimate, Individuals of All Ages	1,321	1,214	1,455
Poverty Estimate, Children Under Age 18	462	472	552
Labor Force	3,693	3,761	3,811
Employed	3,604	3,629	3,639
Unemployed	89	132	172
Unemployment Rate	2.4%	3.5%	4.5%

## BIRTHS AND DEATHS

	2022	2021	2020
Resident Births	82	84	96
Resident Deaths	116	110	123
Suicide	1	0	3
Homicide	1	0	0
Alcohol Induced Deaths	0	0	0
Drug Induced Deaths	0	1	0
Smoking Attributable Deaths	21	20	17

Source: Missouri Department of Health and Senior Services

## IMPAIRED DRIVING

	2022	2021	2020
Alcohol Involved Fatal Crashes	0	0	1
Alcohol Involved Injury Crashes	3	5	3
Alcohol Involved Property Damage Crashes	2	3	7
Killed in Alcohol Involved Crashes	0	0	1
Injured in Alcohol Involved Crashes	3	9	3
Drug Involved Fatal Crashes	1	0	0
Drug Involved Injury Crashes	0	1	2
Drug Involved Property Damage Crashes	0	0	3
Killed in Drug Involved Crashes	1	0	0
Injured in Drug Involved Crashes	0	4	2

Source: Missouri Department of Public Safety, Missouri State Highway Patrol.

## POLICE REPORTS

	2022	2021	2020
DUI Arrests, DWI Tracking System	46	45	38
Liquor Law Arrests	0	1	0
Drug Arrests	0	5	9
Violent Offenses	9	7	10
Domestic Violence Reports	22	20	9
Property Offenses	86	46	56

Source: Missouri Department of Public Safety, Missouri State Highway Patrol.

## CRIMINAL JUSTICE

	FY 2023	FY 2022	FY 2021
Treatment Court Participants	5	8	6
Drug Conviction: Probation	5	8	10
Drug Conviction: Prison	4	6	12
Drug Conviction: Parole	10	8	9
DWI Conviction: Probation	1	0	0
DWI Conviction: Prison	1	0	0
DWI Conviction: Parole	1	0	0

Sources: Missouri Office of State Courts Administrator; Missouri Department of Corrections.

## JUVENILE PLACEMENTS \*

	2022	2021	2020
Total Out-of-Home Placements	13	13	30
Parental Alcohol Use Reported	0	0	3
Parental Drug Use Reported	6	4	10
Parental Use of Both Alcohol and Drugs Reporte	0	0	0

Source: Missouri Department of Social Services, Children's Division

\* The Children's Division reports do not encompass all reasons for a removal from home but document adverse conditions. Multiple factors are often considered when a child is placed out of the home. Removals involving parental substance use conditions are included in this profile. Some 2022 data are not fully compatible with prior years' data due to category changes.

## HOSPITAL / EMERGENCY ROOM \*\*

Principal Disorder	2021	2020	2019
Alcohol Use: E.R. Services, then Discharged	8	6	8
Alcohol Use: E.R. Services, then Admitted	1	1	1
Alcohol Use: Admitted without E.R. Services	1	1	3
Drug Use: E.R. Services, then Discharged	7	3	11
Drug Use: E.R. Services, then Admitted	0	1	2
Drug Use: Admitted without E.R. Services	2	1	3
Mental: E.R. Services, then Discharged	67	78	83
Mental: E.R. Services, then Admitted	8	18	12
Mental: Admitted without E.R. Services	38	45	36

## HOSPITAL / EMERGENCY ROOM

Secondary Disorder	2021	2020	2019
Alcohol Use: E.R. Services, then Discharged	16	11	11
Alcohol Use: E.R. Services, then Admitted	6	9	6
Alcohol Use: Admitted without E.R. Services	16	13	16
Drug Use: E.R. Services, then Discharged	22	20	14
Drug Use: E.R. Services, then Admitted	8	12	12
Drug Use: Admitted without E.R. Services	19	25	30
Mental: E.R. Services, then Discharged	106	116	102
Mental: E.R. Services, then Admitted	34	21	17
Mental: Admitted without E.R. Services	223	185	155

Source: Missouri Department of Health and Senior Services

\*\* Hospital encounters are categorized based on ICD-10 diagnosis codes. Beginning with 2020 data, individuals with more than one encounter for a substance use or mental disorder are counted for each encounter they have during the calendar year.

## JUVENILE COURT REFERRALS

	2022	2021	2020
Child Abuse	3	1	6
Child Neglect	31	20	59
Child Custody Issues	0	1	2
Juvenile Violent Offenses	9	11	19
Juvenile Alcohol Offenses	8	2	0
Juvenile Drug Offenses	2	1	1
School Truancy	1	2	1
Absent from Home	1	3	2
Beyond Parental Control	0	0	2
Injurious Behavior	12	7	17

Source: Missouri Office of State Courts Administrator.

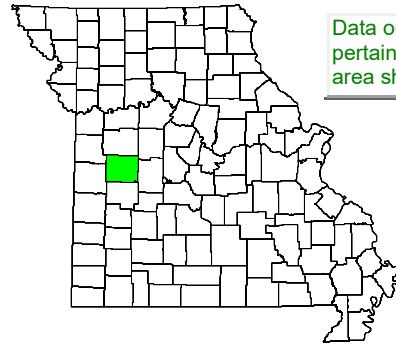
## SCHOOL REPORTS \*\*\*

	2022-23	2021-22	2020-21
Reported School Suspensions	0	0	0
Reported Substance Related Suspensions	0	0	0
Reported Violence or Weapon Suspensions	0	0	0
Enrollment Grades K-8	878	895	901
Enrollment Grades 9-12	415	414	421
Dropouts	5	5	7

Source: Missouri Department of Elementary and Secondary Education.

\*\*\* County-level data are aggregated by school district. Reported suspensions and dropouts fewer than 5 in a district are suppressed and represented as zero in the county totals.

# HENRY COUNTY



Data on this page pertain to the map area shaded green.

## DEMOGRAPHICS

	2022	2021	2020
Population Estimate	22,438	22,221	21,974
Median Household Income	\$54,177	\$48,263	\$53,544
Poverty Estimate, Individuals of All Ages	3,098	3,189	2,960
Poverty Estimate, Children Under Age 18	957	962	938
Labor Force	10,153	10,059	9,673
Employed	9,889	9,661	9,106
Unemployed	264	398	567
Unemployment Rate	2.6%	4.0%	5.9%

## BIRTHS AND DEATHS

	2022	2021	2020
Resident Births	238	264	255
Resident Deaths	368	340	363
Suicide	4	6	6
Homicide	4	0	0
Alcohol Induced Deaths	3	6	5
Drug Induced Deaths	6	7	6
Smoking Attributable Deaths	53	51	60

Source: Missouri Department of Health and Senior Services

## IMPAIRED DRIVING

	2022	2021	2020
Alcohol Involved Fatal Crashes	0	0	0
Alcohol Involved Injury Crashes	7	6	8
Alcohol Involved Property Damage Crashes	15	11	9
Killed in Alcohol Involved Crashes	0	0	0
Injured in Alcohol Involved Crashes	8	6	11
Drug Involved Fatal Crashes	0	0	0
Drug Involved Injury Crashes	3	0	2
Drug Involved Property Damage Crashes	1	2	6
Killed in Drug Involved Crashes	0	0	0
Injured in Drug Involved Crashes	4	0	2

Source: Missouri Department of Public Safety, Missouri State Highway Patrol.

## POLICE REPORTS

	2022	2021	2020
DUI Arrests, DWI Tracking System	39	39	49
Liquor Law Arrests	0	1	1
Drug Arrests	38	9	13
Violent Offenses	106	97	57
Domestic Violence Reports	67	63	72
Property Offenses	268	420	282

Source: Missouri Department of Public Safety, Missouri State Highway Patrol.

## CRIMINAL JUSTICE

	FY 2023	FY 2022	FY 2021
Treatment Court Participants	14	9	11
Drug Conviction: Probation	42	47	33
Drug Conviction: Prison	25	28	34
Drug Conviction: Parole	33	29	25
DWI Conviction: Probation	0	3	5
DWI Conviction: Prison	0	2	1
DWI Conviction: Parole	3	4	1

Sources: Missouri Office of State Courts Administrator; Missouri Department of Corrections.

## JUVENILE PLACEMENTS \*

	2022	2021	2020
Total Out-of-Home Placements	28	55	47
Parental Alcohol Use Reported	2	0	0
Parental Drug Use Reported	8	29	30
Parental Use of Both Alcohol and Drugs Reported	0	0	0

Source: Missouri Department of Social Services, Children's Division

\* The Children's Division reports do not encompass all reasons for a removal from home but document adverse conditions. Multiple factors are often considered when a child is placed out of the home. Removals involving parental substance use conditions are included in this profile. Some 2022 data are not fully compatible with prior years' data due to category changes.

## HOSPITAL / EMERGENCY ROOM \*\*

Principal Disorder	2021	2020	2019
Alcohol Use: E.R. Services, then Discharged	64	59	60
Alcohol Use: E.R. Services, then Admitted	4	3	2
Alcohol Use: Admitted without E.R. Services	15	30	28
Drug Use: E.R. Services, then Discharged	45	37	31
Drug Use: E.R. Services, then Admitted	2	0	1
Drug Use: Admitted without E.R. Services	15	6	9
Mental: E.R. Services, then Discharged	213	216	204
Mental: E.R. Services, then Admitted	11	5	14
Mental: Admitted without E.R. Services	172	208	158

## HOSPITAL / EMERGENCY ROOM

Secondary Disorder	2021	2020	2019
Alcohol Use: E.R. Services, then Discharged	93	110	86
Alcohol Use: E.R. Services, then Admitted	22	28	13
Alcohol Use: Admitted without E.R. Services	91	120	104
Drug Use: E.R. Services, then Discharged	100	84	84
Drug Use: E.R. Services, then Admitted	33	25	20
Drug Use: Admitted without E.R. Services	156	172	149
Mental: E.R. Services, then Discharged	352	404	330
Mental: E.R. Services, then Admitted	87	105	54
Mental: Admitted without E.R. Services	831	883	647

Source: Missouri Department of Health and Senior Services

\*\* Hospital encounters are categorized based on ICD-10 diagnosis codes. Beginning with 2020 data, individuals with more than one encounter for a substance use or mental disorder are counted for each encounter they have during the calendar year.

## JUVENILE COURT REFERRALS

	2022	2021	2020
Child Abuse	7	17	13
Child Neglect	89	82	88
Child Custody Issues	2	10	7
Juvenile Violent Offenses	8	9	11
Juvenile Alcohol Offenses	7	2	0
Juvenile Drug Offenses	5	0	2
School Truancy	2	13	16
Absent from Home	5	5	8
Beyond Parental Control	6	10	11
Injurious Behavior	23	42	25

Source: Missouri Office of State Courts Administrator.

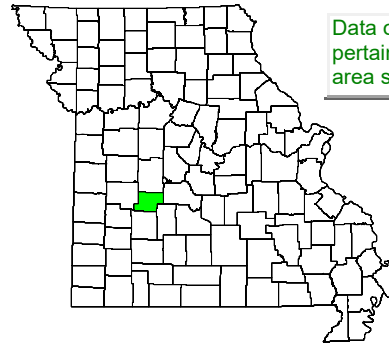
## SCHOOL REPORTS \*\*\*

	2022-23	2021-22	2020-21
Reported School Suspensions	37	33	35
Reported Substance Related Suspensions	7	12	6
Reported Violence or Weapon Suspensions	5	0	0
Enrollment Grades K-8	1,849	1,886	1,901
Enrollment Grades 9-12	892	884	845
Dropouts	11	10	12

Source: Missouri Department of Elementary and Secondary Education.

\*\*\* County-level data are aggregated by school district. Reported suspensions and dropouts fewer than 5 in a district are suppressed and represented as zero in the county totals.

# HICKORY COUNTY



Data on this page pertain to the map area shaded green.

## DEMOGRAPHICS

	2022	2021	2020
Population Estimate	8,630	8,594	8,301
Median Household Income	\$43,468	\$40,224	\$36,049
Poverty Estimate, Individuals of All Ages	1,747	1,546	1,862
Poverty Estimate, Children Under Age 18	472	448	444
Labor Force	4,011	3,963	3,879
Employed	3,901	3,805	3,683
Unemployed	110	158	196
Unemployment Rate	2.7%	4.0%	5.1%

## BIRTHS AND DEATHS

	2022	2021	2020
Resident Births	75	86	87
Resident Deaths	186	199	161
Suicide	4	2	0
Homicide	0	0	0
Alcohol Induced Deaths	2	1	1
Drug Induced Deaths	2	3	0
Smoking Attributable Deaths	30	35	21

Source: Missouri Department of Health and Senior Services

## IMPAIRED DRIVING

	2022	2021	2020
Alcohol Involved Fatal Crashes	0	1	0
Alcohol Involved Injury Crashes	1	2	2
Alcohol Involved Property Damage Crashes	3	5	1
Killed in Alcohol Involved Crashes	0	1	0
Injured in Alcohol Involved Crashes	1	5	2
Drug Involved Fatal Crashes	0	0	0
Drug Involved Injury Crashes	0	0	0
Drug Involved Property Damage Crashes	0	1	0
Killed in Drug Involved Crashes	0	0	0
Injured in Drug Involved Crashes	0	0	0

Source: Missouri Department of Public Safety, Missouri State Highway Patrol.

## POLICE REPORTS

	2022	2021	2020
DUI Arrests, DWI Tracking System	18	23	20
Liquor Law Arrests	1	0	0
Drug Arrests	29	31	28
Violent Offenses	16	24	3
Domestic Violence Reports	27	31	11
Property Offenses	46	48	67

Source: Missouri Department of Public Safety, Missouri State Highway Patrol.

## CRIMINAL JUSTICE

	FY 2023	FY 2022	FY 2021
Treatment Court Participants	0	0	0
Drug Conviction: Probation	7	10	13
Drug Conviction: Prison	7	9	7
Drug Conviction: Parole	8	8	17
DWI Conviction: Probation	0	2	0
DWI Conviction: Prison	0	1	0
DWI Conviction: Parole	1	0	0

Sources: Missouri Office of State Courts Administrator; Missouri Department of Corrections.

## JUVENILE PLACEMENTS \*

	2022	2021	2020
Total Out-of-Home Placements	3	9	2
Parental Alcohol Use Reported	0	1	1
Parental Drug Use Reported	1	1	1
Parental Use of Both Alcohol and Drugs Reporte	0	1	0

Source: Missouri Department of Social Services, Children's Division

\* The Children's Division reports do not encompass all reasons for a removal from home but document adverse conditions. Multiple factors are often considered when a child is placed out of the home. Removals involving parental substance use conditions are included in this profile. Some 2022 data are not fully compatible with prior years' data due to category changes.

## HOSPITAL / EMERGENCY ROOM \*\*

Principal Disorder	2021	2020	2019
Alcohol Use: E.R. Services, then Discharged	10	16	13
Alcohol Use: E.R. Services, then Admitted	4	3	2
Alcohol Use: Admitted without E.R. Services	4	6	2
Drug Use: E.R. Services, then Discharged	11	5	7
Drug Use: E.R. Services, then Admitted	2	0	0
Drug Use: Admitted without E.R. Services	1	0	0
Mental: E.R. Services, then Discharged	64	70	68
Mental: E.R. Services, then Admitted	7	10	10
Mental: Admitted without E.R. Services	75	73	20

## HOSPITAL / EMERGENCY ROOM

Secondary Disorder	2021	2020	2019
Alcohol Use: E.R. Services, then Discharged	23	20	28
Alcohol Use: E.R. Services, then Admitted	8	8	8
Alcohol Use: Admitted without E.R. Services	27	36	17
Drug Use: E.R. Services, then Discharged	25	25	35
Drug Use: E.R. Services, then Admitted	6	10	12
Drug Use: Admitted without E.R. Services	52	43	30
Mental: E.R. Services, then Discharged	441	507	424
Mental: E.R. Services, then Admitted	64	61	23
Mental: Admitted without E.R. Services	218	221	115

Source: Missouri Department of Health and Senior Services

\*\* Hospital encounters are categorized based on ICD-10 diagnosis codes. Beginning with 2020 data, individuals with more than one encounter for a substance use or mental disorder are counted for each encounter they have during the calendar year.

## JUVENILE COURT REFERRALS

	2022	2021	2020
Child Abuse	8	0	4
Child Neglect	11	10	15
Child Custody Issues	6	8	1
Juvenile Violent Offenses	15	9	10
Juvenile Alcohol Offenses	5	1	0
Juvenile Drug Offenses	6	9	2
School Truancy	2	2	0
Absent from Home	4	4	3
Beyond Parental Control	2	0	5
Injurious Behavior	6	0	3

Source: Missouri Office of State Courts Administrator.

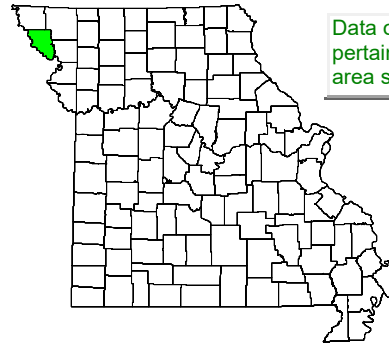
## SCHOOL REPORTS \*\*\*

	2022-23	2021-22	2020-21
Reported School Suspensions	11	6	12
Reported Substance Related Suspensions	7	0	0
Reported Violence or Weapon Suspensions	0	0	0
Enrollment Grades K-8	1,085	1,077	1,055
Enrollment Grades 9-12	505	528	490
Dropouts	0	0	0

Source: Missouri Department of Elementary and Secondary Education.

\*\*\* County-level data are aggregated by school district. Reported suspensions and dropouts fewer than 5 in a district are suppressed and represented as zero in the county totals.

# HOLT COUNTY



Data on this page pertain to the map area shaded green.

## DEMOGRAPHICS

	2022	2021	2020
Population Estimate	4,262	4,241	4,184
Median Household Income	\$51,295	\$54,322	\$49,531
Poverty Estimate, Individuals of All Ages	496	576	501
Poverty Estimate, Children Under Age 18	148	172	145
Labor Force	2,423	2,479	2,578
Employed	2,378	2,406	2,491
Unemployed	45	73	87
Unemployment Rate	1.9%	2.9%	3.4%

## BIRTHS AND DEATHS

	2022	2021	2020
Resident Births	41	51	35
Resident Deaths	69	83	72
Suicide	1	0	0
Homicide	0	0	0
Alcohol Induced Deaths	2	1	0
Drug Induced Deaths	0	0	1
Smoking Attributable Deaths	9	13	8

Source: Missouri Department of Health and Senior Services

## IMPAIRED DRIVING

	2022	2021	2020
Alcohol Involved Fatal Crashes	1	0	0
Alcohol Involved Injury Crashes	1	3	2
Alcohol Involved Property Damage Crashes	7	4	2
Killed in Alcohol Involved Crashes	1	0	0
Injured in Alcohol Involved Crashes	1	3	2
Drug Involved Fatal Crashes	0	0	0
Drug Involved Injury Crashes	0	0	1
Drug Involved Property Damage Crashes	1	1	0
Killed in Drug Involved Crashes	0	0	0
Injured in Drug Involved Crashes	0	0	1

Source: Missouri Department of Public Safety, Missouri State Highway Patrol.

## POLICE REPORTS

	2022	2021	2020
DUI Arrests, DWI Tracking System	27	35	24
Liquor Law Arrests	0	0	0
Drug Arrests	9	4	0
Violent Offenses	10	7	3
Domestic Violence Reports	17	17	7
Property Offenses	32	69	67

Source: Missouri Department of Public Safety, Missouri State Highway Patrol.

## CRIMINAL JUSTICE

	FY 2023	FY 2022	FY 2021
Treatment Court Participants	3	3	2
Drug Conviction: Probation	3	7	3
Drug Conviction: Prison	2	4	4
Drug Conviction: Parole	2	9	5
DWI Conviction: Probation	1	1	1
DWI Conviction: Prison	0	2	2
DWI Conviction: Parole	1	2	1

Sources: Missouri Office of State Courts Administrator; Missouri Department of Corrections.

## JUVENILE PLACEMENTS \*

	2022	2021	2020
Total Out-of-Home Placements	1	4	4
Parental Alcohol Use Reported	0	0	0
Parental Drug Use Reported	0	0	4
Parental Use of Both Alcohol and Drugs Reported	0	0	0

Source: Missouri Department of Social Services, Children's Division

\* The Children's Division reports do not encompass all reasons for a removal from home but document adverse conditions. Multiple factors are often considered when a child is placed out of the home. Removals involving parental substance use conditions are included in this profile. Some 2022 data are not fully compatible with prior years' data due to category changes.

## HOSPITAL / EMERGENCY ROOM \*\*

Principal Disorder	2021	2020	2019
Alcohol Use: E.R. Services, then Discharged	8	1	2
Alcohol Use: E.R. Services, then Admitted	5	2	0
Alcohol Use: Admitted without E.R. Services	2	0	1
Drug Use: E.R. Services, then Discharged	3	5	6
Drug Use: E.R. Services, then Admitted	0	2	1
Drug Use: Admitted without E.R. Services	0	0	0
Mental: E.R. Services, then Discharged	41	30	32
Mental: E.R. Services, then Admitted	17	29	23
Mental: Admitted without E.R. Services	15	16	6

## HOSPITAL / EMERGENCY ROOM

Secondary Disorder	2021	2020	2019
Alcohol Use: E.R. Services, then Discharged	6	7	9
Alcohol Use: E.R. Services, then Admitted	16	18	9
Alcohol Use: Admitted without E.R. Services	3	4	10
Drug Use: E.R. Services, then Discharged	12	25	23
Drug Use: E.R. Services, then Admitted	21	28	16
Drug Use: Admitted without E.R. Services	8	7	7
Mental: E.R. Services, then Discharged	154	135	104
Mental: E.R. Services, then Admitted	100	121	55
Mental: Admitted without E.R. Services	70	57	37

Source: Missouri Department of Health and Senior Services

\*\* Hospital encounters are categorized based on ICD-10 diagnosis codes. Beginning with 2020 data, individuals with more than one encounter for a substance use or mental disorder are counted for each encounter they have during the calendar year.

## JUVENILE COURT REFERRALS

	2022	2021	2020
Child Abuse	3	6	1
Child Neglect	8	11	8
Child Custody Issues	0	2	0
Juvenile Violent Offenses	1	2	2
Juvenile Alcohol Offenses	1	0	0
Juvenile Drug Offenses	0	2	0
School Truancy	8	5	4
Absent from Home	0	2	1
Beyond Parental Control	15	11	25
Injurious Behavior	12	3	2

Source: Missouri Office of State Courts Administrator.

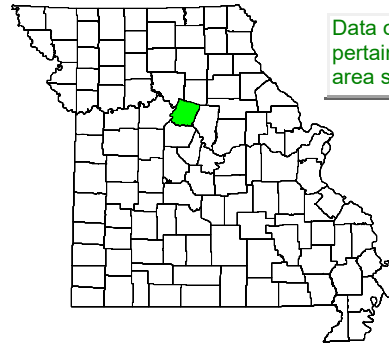
## SCHOOL REPORTS \*\*\*

	2022-23	2021-22	2020-21
Reported School Suspensions	0	0	0
Reported Substance Related Suspensions	0	0	0
Reported Violence or Weapon Suspensions	0	0	0
Enrollment Grades K-8	400	404	409
Enrollment Grades 9-12	200	198	187
Dropouts	0	0	0

Source: Missouri Department of Elementary and Secondary Education.

\*\*\* County-level data are aggregated by school district. Reported suspensions and dropouts fewer than 5 in a district are suppressed and represented as zero in the county totals.

# HOWARD COUNTY



Data on this page pertain to the map area shaded green.

## DEMOGRAPHICS

	2022	2021	2020
Population Estimate	10,168	10,128	10,151
Median Household Income	\$53,862	\$55,699	\$53,190
Poverty Estimate, Individuals of All Ages	1,460	1,152	1,181
Poverty Estimate, Children Under Age 18	353	342	335
Labor Force	4,720	4,853	4,822
Employed	4,607	4,696	4,622
Unemployed	113	157	200
Unemployment Rate	2.4%	3.2%	4.1%

## BIRTHS AND DEATHS

	2022	2021	2020
Resident Births	108	84	107
Resident Deaths	111	143	109
Suicide	1	4	3
Homicide	1	1	0
Alcohol Induced Deaths	2	4	1
Drug Induced Deaths	3	2	1
Smoking Attributable Deaths	17	21	21

Source: Missouri Department of Health and Senior Services

## IMPAIRED DRIVING

	2022	2021	2020
Alcohol Involved Fatal Crashes	0	0	2
Alcohol Involved Injury Crashes	1	6	3
Alcohol Involved Property Damage Crashes	8	4	6
Killed in Alcohol Involved Crashes	0	0	3
Injured in Alcohol Involved Crashes	1	7	3
Drug Involved Fatal Crashes	2	0	2
Drug Involved Injury Crashes	0	0	2
Drug Involved Property Damage Crashes	1	0	2
Killed in Drug Involved Crashes	3	0	3
Injured in Drug Involved Crashes	0	0	2

Source: Missouri Department of Public Safety, Missouri State Highway Patrol.

## POLICE REPORTS

	2022	2021	2020
DUI Arrests, DWI Tracking System	21	26	26
Liquor Law Arrests	0	0	0
Drug Arrests	18	2	15
Violent Offenses	27	49	25
Domestic Violence Reports	20	30	35
Property Offenses	54	52	60

Source: Missouri Department of Public Safety, Missouri State Highway Patrol.

## CRIMINAL JUSTICE

	FY 2023	FY 2022	FY 2021
Treatment Court Participants	0	0	0
Drug Conviction: Probation	12	5	8
Drug Conviction: Prison	10	13	16
Drug Conviction: Parole	12	11	10
DWI Conviction: Probation	0	1	2
DWI Conviction: Prison	1	0	0
DWI Conviction: Parole	0	0	1

Sources: Missouri Office of State Courts Administrator; Missouri Department of Corrections.

## JUVENILE PLACEMENTS \*

	2022	2021	2020
Total Out-of-Home Placements	16	23	23
Parental Alcohol Use Reported	0	0	0
Parental Drug Use Reported	5	11	7
Parental Use of Both Alcohol and Drugs Reporte	0	0	0

Source: Missouri Department of Social Services, Children's Division

\* The Children's Division reports do not encompass all reasons for a removal from home but document adverse conditions. Multiple factors are often considered when a child is placed out of the home. Removals involving parental substance use conditions are included in this profile. Some 2022 data are not fully compatible with prior years' data due to category changes.

## HOSPITAL / EMERGENCY ROOM \*\*

Principal Disorder	2021	2020	2019
Alcohol Use: E.R. Services, then Discharged	8	11	7
Alcohol Use: E.R. Services, then Admitted	9	6	8
Alcohol Use: Admitted without E.R. Services	5	0	4
Drug Use: E.R. Services, then Discharged	6	6	11
Drug Use: E.R. Services, then Admitted	1	4	4
Drug Use: Admitted without E.R. Services	2	3	1
Mental: E.R. Services, then Discharged	32	36	71
Mental: E.R. Services, then Admitted	53	52	29
Mental: Admitted without E.R. Services	34	41	21

## HOSPITAL / EMERGENCY ROOM

Secondary Disorder	2021	2020	2019
Alcohol Use: E.R. Services, then Discharged	8	15	6
Alcohol Use: E.R. Services, then Admitted	15	24	16
Alcohol Use: Admitted without E.R. Services	15	9	8
Drug Use: E.R. Services, then Discharged	17	14	18
Drug Use: E.R. Services, then Admitted	27	53	28
Drug Use: Admitted without E.R. Services	18	15	14
Mental: E.R. Services, then Discharged	87	162	98
Mental: E.R. Services, then Admitted	145	240	112
Mental: Admitted without E.R. Services	117	100	82

Source: Missouri Department of Health and Senior Services

\*\* Hospital encounters are categorized based on ICD-10 diagnosis codes. Beginning with 2020 data, individuals with more than one encounter for a substance use or mental disorder are counted for each encounter they have during the calendar year.

## JUVENILE COURT REFERRALS

	2022	2021	2020
Child Abuse	20	17	27
Child Neglect	23	15	48
Child Custody Issues	0	0	0
Juvenile Violent Offenses	9	2	7
Juvenile Alcohol Offenses	1	0	0
Juvenile Drug Offenses	3	1	7
School Truancy	10	7	6
Absent from Home	2	4	4
Beyond Parental Control	10	0	4
Injurious Behavior	35	34	42

Source: Missouri Office of State Courts Administrator.

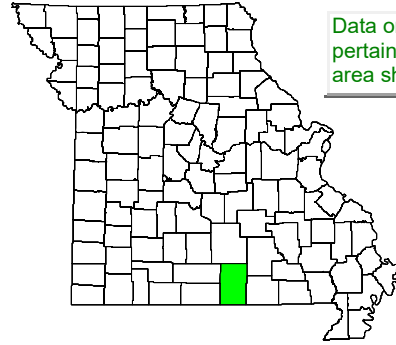
## SCHOOL REPORTS \*\*\*

	2022-23	2021-22	2020-21
Reported School Suspensions	0	0	0
Reported Substance Related Suspensions	0	0	0
Reported Violence or Weapon Suspensions	0	0	0
Enrollment Grades K-8	884	922	929
Enrollment Grades 9-12	435	433	450
Dropouts	0	0	0

Source: Missouri Department of Elementary and Secondary Education.

\*\*\* County-level data are aggregated by school district. Reported suspensions and dropouts fewer than 5 in a district are suppressed and represented as zero in the county totals.

# HOWELL COUNTY



Data on this page pertain to the map area shaded green.

## DEMOGRAPHICS

	2022	2021	2020
Population Estimate	40,631	39,980	39,793
Median Household Income	\$44,858	\$45,132	\$45,808
Poverty Estimate, Individuals of All Ages	7,640	7,236	7,285
Poverty Estimate, Children Under Age 18	2,388	2,370	2,339
Labor Force	15,896	16,165	16,201
Employed	15,428	15,387	15,118
Unemployed	468	778	1,083
Unemployment Rate	2.9%	4.8%	6.7%

## BIRTHS AND DEATHS

	2022	2021	2020
Resident Births	445	447	475
Resident Deaths	653	640	638
Suicide	7	8	9
Homicide	2	0	5
Alcohol Induced Deaths	6	10	11
Drug Induced Deaths	6	7	4
Smoking Attributable Deaths	101	84	101

Source: Missouri Department of Health and Senior Services

## IMPAIRED DRIVING

	2022	2021	2020
Alcohol Involved Fatal Crashes	0	1	1
Alcohol Involved Injury Crashes	17	20	19
Alcohol Involved Property Damage Crashes	15	12	17
Killed in Alcohol Involved Crashes	0	1	1
Injured in Alcohol Involved Crashes	22	38	21
Drug Involved Fatal Crashes	0	1	0
Drug Involved Injury Crashes	1	4	4
Drug Involved Property Damage Crashes	7	7	5
Killed in Drug Involved Crashes	0	1	0
Injured in Drug Involved Crashes	1	6	8

Source: Missouri Department of Public Safety, Missouri State Highway Patrol.

## POLICE REPORTS

	2022	2021	2020
DUI Arrests, DWI Tracking System	154	146	156
Liquor Law Arrests	0	9	1
Drug Arrests	168	99	169
Violent Offenses	119	154	146
Domestic Violence Reports	326	340	318
Property Offenses	686	848	1,122

Source: Missouri Department of Public Safety, Missouri State Highway Patrol.

## CRIMINAL JUSTICE

	FY 2023	FY 2022	FY 2021
Treatment Court Participants	24	22	18
Drug Conviction: Probation	43	79	38
Drug Conviction: Prison	11	35	19
Drug Conviction: Parole	51	81	54
DWI Conviction: Probation	8	6	5
DWI Conviction: Prison	4	3	2
DWI Conviction: Parole	7	9	3

Sources: Missouri Office of State Courts Administrator; Missouri Department of Corrections.

## JUVENILE PLACEMENTS \*

	2022	2021	2020
Total Out-of-Home Placements	48	64	53
Parental Alcohol Use Reported	5	4	0
Parental Drug Use Reported	18	28	24
Parental Use of Both Alcohol and Drugs Reported	4	4	0

Source: Missouri Department of Social Services, Children's Division

\* The Children's Division reports do not encompass all reasons for a removal from home but document adverse conditions. Multiple factors are often considered when a child is placed out of the home. Removals involving parental substance use conditions are included in this profile. Some 2022 data are not fully compatible with prior years' data due to category changes.

## HOSPITAL / EMERGENCY ROOM \*\*

Principal Disorder	2021	2020	2019
Alcohol Use: E.R. Services, then Discharged	132	113	100
Alcohol Use: E.R. Services, then Admitted	12	9	14
Alcohol Use: Admitted without E.R. Services	57	92	38
Drug Use: E.R. Services, then Discharged	73	92	76
Drug Use: E.R. Services, then Admitted	2	7	7
Drug Use: Admitted without E.R. Services	51	55	65
Mental: E.R. Services, then Discharged	373	387	335
Mental: E.R. Services, then Admitted	29	44	19
Mental: Admitted without E.R. Services	509	583	369

## HOSPITAL / EMERGENCY ROOM

Secondary Disorder	2021	2020	2019
Alcohol Use: E.R. Services, then Discharged	86	92	106
Alcohol Use: E.R. Services, then Admitted	50	49	34
Alcohol Use: Admitted without E.R. Services	295	247	243
Drug Use: E.R. Services, then Discharged	129	114	149
Drug Use: E.R. Services, then Admitted	53	37	35
Drug Use: Admitted without E.R. Services	420	345	322
Mental: E.R. Services, then Discharged	566	610	535
Mental: E.R. Services, then Admitted	181	154	130
Mental: Admitted without E.R. Services	1,216	1,298	933

Source: Missouri Department of Health and Senior Services

\*\* Hospital encounters are categorized based on ICD-10 diagnosis codes. Beginning with 2020 data, individuals with more than one encounter for a substance use or mental disorder are counted for each encounter they have during the calendar year.

## JUVENILE COURT REFERRALS

	2022	2021	2020
Child Abuse	4	14	14
Child Neglect	31	54	24
Child Custody Issues	48	59	98
Juvenile Violent Offenses	32	24	16
Juvenile Alcohol Offenses	1	0	3
Juvenile Drug Offenses	15	4	11
School Truancy	70	36	14
Absent from Home	27	41	22
Beyond Parental Control	16	20	28
Injurious Behavior	15	18	12

Source: Missouri Office of State Courts Administrator.

## SCHOOL REPORTS \*\*\*

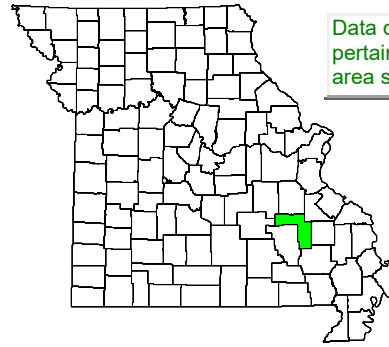
	2022-23	2021-22	2020-21
Reported School Suspensions	133	47	18
Reported Substance Related Suspensions	70	0	0
Reported Violence or Weapon Suspensions	5	0	0
Enrollment Grades K-8	4,578	4,583	4,479
Enrollment Grades 9-12	1,895	1,898	1,859
Dropouts	0	14	21

Source: Missouri Department of Elementary and Secondary Education.

\*\*\* County-level data are aggregated by school district. Reported suspensions and dropouts fewer than 5 in a district are suppressed and represented as zero in the county totals.



# IRON COUNTY



Data on this page pertain to the map area shaded green.

## DEMOGRAPHICS

	2022	2021	2020
Population Estimate	9,414	9,421	9,514
Median Household Income	\$44,329	\$44,817	\$41,744
Poverty Estimate, Individuals of All Ages	1,748	1,713	1,913
Poverty Estimate, Children Under Age 18	501	542	575
Labor Force	3,459	3,491	3,500
Employed	3,321	3,289	3,254
Unemployed	138	202	246
Unemployment Rate	4.0%	5.8%	7.0%

## BIRTHS AND DEATHS

	2022	2021	2020
Resident Births	84	91	93
Resident Deaths	182	189	185
Suicide	0	8	1
Homicide	0	0	1
Alcohol Induced Deaths	2	0	2
Drug Induced Deaths	4	2	3
Smoking Attributable Deaths	30	35	25

Source: Missouri Department of Health and Senior Services

## IMPAIRED DRIVING

	2022	2021	2020
Alcohol Involved Fatal Crashes	1	0	0
Alcohol Involved Injury Crashes	8	4	4
Alcohol Involved Property Damage Crashes	1	7	3
Killed in Alcohol Involved Crashes	1	0	0
Injured in Alcohol Involved Crashes	9	5	6
Drug Involved Fatal Crashes	0	0	0
Drug Involved Injury Crashes	0	0	1
Drug Involved Property Damage Crashes	0	0	1
Killed in Drug Involved Crashes	0	0	0
Injured in Drug Involved Crashes	0	0	1

Source: Missouri Department of Public Safety, Missouri State Highway Patrol.

## POLICE REPORTS

	2022	2021	2020
DUI Arrests, DWI Tracking System	24	19	24
Liquor Law Arrests	0	0	0
Drug Arrests	12	16	10
Violent Offenses	21	22	16
Domestic Violence Reports	17	20	35
Property Offenses	26	51	96

Source: Missouri Department of Public Safety, Missouri State Highway Patrol.

## CRIMINAL JUSTICE

	FY 2023	FY 2022	FY 2021
Treatment Court Participants	19	24	23
Drug Conviction: Probation	11	21	23
Drug Conviction: Prison	11	9	15
Drug Conviction: Parole	12	17	11
DWI Conviction: Probation	1	2	0
DWI Conviction: Prison	1	0	0
DWI Conviction: Parole	1	1	0

Sources: Missouri Office of State Courts Administrator; Missouri Department of Corrections.

## JUVENILE PLACEMENTS \*

	2022	2021	2020
Total Out-of-Home Placements	34	36	21
Parental Alcohol Use Reported	1	0	0
Parental Drug Use Reported	6	24	7
Parental Use of Both Alcohol and Drugs Reported	0	0	0

Source: Missouri Department of Social Services, Children's Division

\* The Children's Division reports do not encompass all reasons for a removal from home but document adverse conditions. Multiple factors are often considered when a child is placed out of the home. Removals involving parental substance use conditions are included in this profile. Some 2022 data are not fully compatible with prior years' data due to category changes.

## HOSPITAL / EMERGENCY ROOM \*\*

Principal Disorder	2021	2020	2019
Alcohol Use: E.R. Services, then Discharged	26	25	17
Alcohol Use: E.R. Services, then Admitted	3	3	0
Alcohol Use: Admitted without E.R. Services	3	6	2
Drug Use: E.R. Services, then Discharged	27	31	23
Drug Use: E.R. Services, then Admitted	1	2	0
Drug Use: Admitted without E.R. Services	5	6	8
Mental: E.R. Services, then Discharged	185	152	118
Mental: E.R. Services, then Admitted	30	18	25
Mental: Admitted without E.R. Services	123	118	48

## HOSPITAL / EMERGENCY ROOM

Secondary Disorder	2021	2020	2019
Alcohol Use: E.R. Services, then Discharged	40	35	48
Alcohol Use: E.R. Services, then Admitted	24	25	18
Alcohol Use: Admitted without E.R. Services	38	29	23
Drug Use: E.R. Services, then Discharged	86	108	95
Drug Use: E.R. Services, then Admitted	38	27	34
Drug Use: Admitted without E.R. Services	75	62	38
Mental: E.R. Services, then Discharged	434	510	435
Mental: E.R. Services, then Admitted	183	169	109
Mental: Admitted without E.R. Services	264	295	191

Source: Missouri Department of Health and Senior Services

\*\* Hospital encounters are categorized based on ICD-10 diagnosis codes. Beginning with 2020 data, individuals with more than one encounter for a substance use or mental disorder are counted for each encounter they have during the calendar year.

## JUVENILE COURT REFERRALS

	2022	2021	2020
Child Abuse	0	0	0
Child Neglect	29	21	17
Child Custody Issues	0	0	0
Juvenile Violent Offenses	1	0	0
Juvenile Alcohol Offenses	0	0	0
Juvenile Drug Offenses	0	0	0
School Truancy	0	0	37
Absent from Home	0	0	0
Beyond Parental Control	6	2	7
Injurious Behavior	4	0	6

Source: Missouri Office of State Courts Administrator.

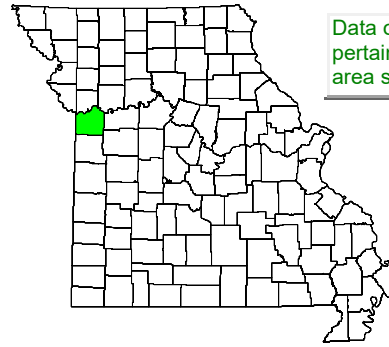
## SCHOOL REPORTS \*\*\*

	2022-23	2021-22	2020-21
Reported School Suspensions	37	20	7
Reported Substance Related Suspensions	0	0	0
Reported Violence or Weapon Suspensions	0	0	0
Enrollment Grades K-8	1,116	1,148	1,112
Enrollment Grades 9-12	562	546	531
Dropouts	0	0	0

Source: Missouri Department of Elementary and Secondary Education.

\*\*\* County-level data are aggregated by school district. Reported suspensions and dropouts fewer than 5 in a district are suppressed and represented as zero in the county totals.

# JACKSON COUNTY



Data on this page pertain to the map area shaded green.

## DEMOGRAPHICS

	2022	2021	2020
Population Estimate	716,531	717,616	717,572
Median Household Income	\$62,509	\$63,282	\$56,398
Poverty Estimate, Individuals of All Ages	105,642	92,796	86,479
Poverty Estimate, Children Under Age 18	31,620	28,284	26,612
Labor Force	360,551	359,763	360,213
Employed	350,264	340,103	334,471
Unemployed	10,287	19,660	25,742
Unemployment Rate	2.9%	5.5%	7.1%

## BIRTHS AND DEATHS

	2022	2021	2020
Resident Births	8,558	8,348	8,789
Resident Deaths	7,661	7,850	7,537
Suicide	163	161	137
Homicide	196	186	178
Alcohol Induced Deaths	142	143	149
Drug Induced Deaths	320	253	181
Smoking Attributable Deaths	929	947	967

Source: Missouri Department of Health and Senior Services

## IMPAIRED DRIVING

	2022	2021	2020
Alcohol Involved Fatal Crashes	7	10	26
Alcohol Involved Injury Crashes	255	337	304
Alcohol Involved Property Damage Crashes	445	456	440
Killed in Alcohol Involved Crashes	7	11	29
Injured in Alcohol Involved Crashes	374	480	468
Drug Involved Fatal Crashes	2	3	12
Drug Involved Injury Crashes	55	117	109
Drug Involved Property Damage Crashes	72	97	102
Killed in Drug Involved Crashes	2	3	14
Injured in Drug Involved Crashes	84	171	180

Source: Missouri Department of Public Safety, Missouri State Highway Patrol.

## POLICE REPORTS

	2022	2021	2020
DUI Arrests, DWI Tracking System	2,557	2,330	1,787
Liquor Law Arrests	139	126	116
Drug Arrests	2,232	1,588	1,892
Violent Offenses	9,016	8,939	9,543
Domestic Violence Reports	7,611	7,752	6,415
Property Offenses	34,750	30,960	32,876

Source: Missouri Department of Public Safety, Missouri State Highway Patrol.

## CRIMINAL JUSTICE

	FY 2023	FY 2022	FY 2021
Treatment Court Participants	1,335	1,534	1,615
Drug Conviction: Probation	90	188	278
Drug Conviction: Prison	36	46	41
Drug Conviction: Parole	66	60	80
DWI Conviction: Probation	62	46	55
DWI Conviction: Prison	15	16	17
DWI Conviction: Parole	5	10	18

Sources: Missouri Office of State Courts Administrator; Missouri Department of Corrections.

## JUVENILE PLACEMENTS \*

	2022	2021	2020
Total Out-of-Home Placements	587	681	750
Parental Alcohol Use Reported	21	20	33
Parental Drug Use Reported	207	340	337
Parental Use of Both Alcohol and Drugs Reported	7	10	16

Source: Missouri Department of Social Services, Children's Division

\* The Children's Division reports do not encompass all reasons for a removal from home but document adverse conditions. Multiple factors are often considered when a child is placed out of the home. Removals involving parental substance use conditions are included in this profile. Some 2022 data are not fully compatible with prior years' data due to category changes.

## HOSPITAL / EMERGENCY ROOM \*\*

Principal Disorder	2021	2020	2019
Alcohol Use: E.R. Services, then Discharged	4,536	4,501	2,848
Alcohol Use: E.R. Services, then Admitted	555	494	320
Alcohol Use: Admitted without E.R. Services	1,272	1,252	730
Drug Use: E.R. Services, then Discharged	3,338	3,100	2,603
Drug Use: E.R. Services, then Admitted	185	99	106
Drug Use: Admitted without E.R. Services	777	741	579
Mental: E.R. Services, then Discharged	9,688	8,320	5,396
Mental: E.R. Services, then Admitted	741	267	240
Mental: Admitted without E.R. Services	6,502	7,685	5,101

## HOSPITAL / EMERGENCY ROOM

Secondary Disorder	2021	2020	2019
Alcohol Use: E.R. Services, then Discharged	2,430	2,833	2,717
Alcohol Use: E.R. Services, then Admitted	1,774	1,632	1,322
Alcohol Use: Admitted without E.R. Services	3,648	3,926	2,959
Drug Use: E.R. Services, then Discharged	4,473	4,379	3,495
Drug Use: E.R. Services, then Admitted	3,232	2,552	2,260
Drug Use: Admitted without E.R. Services	6,436	7,007	5,372
Mental: E.R. Services, then Discharged	12,328	15,800	13,896
Mental: E.R. Services, then Admitted	8,699	8,754	5,600
Mental: Admitted without E.R. Services	16,889	16,386	11,326

Source: Missouri Department of Health and Senior Services

\*\* Hospital encounters are categorized based on ICD-10 diagnosis codes. Beginning with 2020 data, individuals with more than one encounter for a substance use or mental disorder are counted for each encounter they have during the calendar year.

## JUVENILE COURT REFERRALS

	2022	2021	2020
Child Abuse	183	257	285
Child Neglect	617	827	874
Child Custody Issues	246	191	259
Juvenile Violent Offenses	412	377	305
Juvenile Alcohol Offenses	4	2	1
Juvenile Drug Offenses	56	63	28
School Truancy	8	10	0
Absent from Home	11	39	31
Beyond Parental Control	10	2	4
Injurious Behavior	12	26	14

Source: Missouri Office of State Courts Administrator.

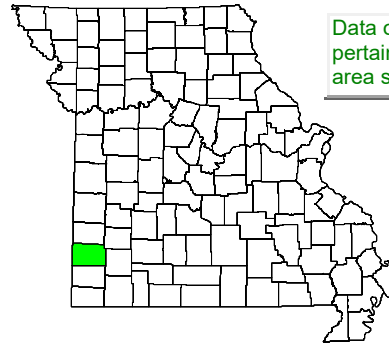
## SCHOOL REPORTS \*\*\*

	2022-23	2021-22	2020-21
Reported School Suspensions	1,900	1,699	221
Reported Substance Related Suspensions	406	341	74
Reported Violence or Weapon Suspensions	195	181	12
Enrollment Grades K-8	71,116	71,795	72,209
Enrollment Grades 9-12	31,381	31,118	30,519
Dropouts	952	1,104	579

Source: Missouri Department of Elementary and Secondary Education.

\*\*\* County-level data are aggregated by school district. Reported suspensions and dropouts fewer than 5 in a district are suppressed and represented as zero in the county totals.

# JASPER COUNTY



Data on this page pertain to the map area shaded green.

## DEMOGRAPHICS

	2022	2021	2020
Population Estimate	124,075	123,325	122,878
Median Household Income	\$53,548	\$51,936	\$51,329
Poverty Estimate, Individuals of All Ages	21,971	20,272	18,117
Poverty Estimate, Children Under Age 18	7,262	5,715	5,482
Labor Force	56,822	56,953	56,154
Employed	55,500	54,820	52,968
Unemployed	1,322	2,133	3,186
Unemployment Rate	2.3%	3.7%	5.7%

## BIRTHS AND DEATHS

	2022	2021	2020
Resident Births	1,609	1,566	1,519
Resident Deaths	1,527	1,543	1,506
Suicide	22	20	20
Homicide	10	7	11
Alcohol Induced Deaths	13	18	10
Drug Induced Deaths	32	26	25
Smoking Attributable Deaths	250	223	239

Source: Missouri Department of Health and Senior Services

## IMPAIRED DRIVING

	2022	2021	2020
Alcohol Involved Fatal Crashes	1	3	3
Alcohol Involved Injury Crashes	33	28	41
Alcohol Involved Property Damage Crashes	78	71	63
Killed in Alcohol Involved Crashes	1	3	3
Injured in Alcohol Involved Crashes	43	44	53
Drug Involved Fatal Crashes	0	4	1
Drug Involved Injury Crashes	9	14	13
Drug Involved Property Damage Crashes	13	22	22
Killed in Drug Involved Crashes	0	5	1
Injured in Drug Involved Crashes	13	27	18

Source: Missouri Department of Public Safety, Missouri State Highway Patrol.

## POLICE REPORTS

	2022	2021	2020
DUI Arrests, DWI Tracking System	820	772	739
Liquor Law Arrests	26	18	4
Drug Arrests	906	314	417
Violent Offenses	423	459	520
Domestic Violence Reports	791	877	1,443
Property Offenses	4,829	5,208	4,900

Source: Missouri Department of Public Safety, Missouri State Highway Patrol.

## CRIMINAL JUSTICE

	FY 2023	FY 2022	FY 2021
Treatment Court Participants	195	191	151
Drug Conviction: Probation	104	125	69
Drug Conviction: Prison	41	43	41
Drug Conviction: Parole	65	63	63
DWI Conviction: Probation	27	31	22
DWI Conviction: Prison	8	8	10
DWI Conviction: Parole	16	12	13

Sources: Missouri Office of State Courts Administrator; Missouri Department of Corrections.

## JUVENILE PLACEMENTS \*

	2022	2021	2020
Total Out-of-Home Placements	198	209	225
Parental Alcohol Use Reported	10	13	15
Parental Drug Use Reported	120	111	121
Parental Use of Both Alcohol and Drugs Reported	7	8	1

Source: Missouri Department of Social Services, Children's Division

\* The Children's Division reports do not encompass all reasons for a removal from home but document adverse conditions. Multiple factors are often considered when a child is placed out of the home. Removals involving parental substance use conditions are included in this profile. Some 2022 data are not fully compatible with prior years' data due to category changes.

## HOSPITAL / EMERGENCY ROOM \*\*

Principal Disorder	2021	2020	2019
Alcohol Use: E.R. Services, then Discharged	412	501	356
Alcohol Use: E.R. Services, then Admitted	270	300	195
Alcohol Use: Admitted without E.R. Services	85	90	65
Drug Use: E.R. Services, then Discharged	398	470	363
Drug Use: E.R. Services, then Admitted	292	307	232
Drug Use: Admitted without E.R. Services	108	100	82
Mental: E.R. Services, then Discharged	797	797	761
Mental: E.R. Services, then Admitted	1,038	1,013	765
Mental: Admitted without E.R. Services	802	803	599

## HOSPITAL / EMERGENCY ROOM

Secondary Disorder	2021	2020	2019
Alcohol Use: E.R. Services, then Discharged	319	274	239
Alcohol Use: E.R. Services, then Admitted	725	682	493
Alcohol Use: Admitted without E.R. Services	273	316	229
Drug Use: E.R. Services, then Discharged	512	472	458
Drug Use: E.R. Services, then Admitted	1,148	1,080	686
Drug Use: Admitted without E.R. Services	526	520	377
Mental: E.R. Services, then Discharged	3,472	3,462	2,371
Mental: E.R. Services, then Admitted	3,086	2,894	1,979
Mental: Admitted without E.R. Services	1,886	1,905	1,344

Source: Missouri Department of Health and Senior Services

\*\* Hospital encounters are categorized based on ICD-10 diagnosis codes. Beginning with 2020 data, individuals with more than one encounter for a substance use or mental disorder are counted for each encounter they have during the calendar year.

## JUVENILE COURT REFERRALS

	2022	2021	2020
Child Abuse	11	15	13
Child Neglect	172	202	201
Child Custody Issues	1	1	2
Juvenile Violent Offenses	55	73	37
Juvenile Alcohol Offenses	0	0	1
Juvenile Drug Offenses	14	19	16
School Truancy	0	0	4
Absent from Home	8	6	3
Beyond Parental Control	7	11	6
Injurious Behavior	13	23	29

Source: Missouri Office of State Courts Administrator.

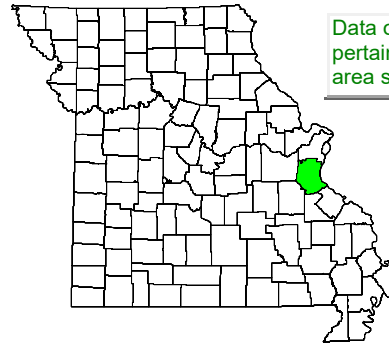
## SCHOOL REPORTS \*\*\*

	2022-23	2021-22	2020-21
Reported School Suspensions	385	334	167
Reported Substance Related Suspensions	119	80	0
Reported Violence or Weapon Suspensions	30	18	0
Enrollment Grades K-8	14,722	14,926	14,772
Enrollment Grades 9-12	6,585	6,565	6,455
Dropouts	177	146	250

Source: Missouri Department of Elementary and Secondary Education.

\*\*\* County-level data are aggregated by school district. Reported suspensions and dropouts fewer than 5 in a district are suppressed and represented as zero in the county totals.

# JEFFERSON COUNTY



Data on this page pertain to the map area shaded green.

## DEMOGRAPHICS

	2022	2021	2020
Population Estimate	229,336	227,934	226,927
Median Household Income	\$78,297	\$68,959	\$67,191
Poverty Estimate, Individuals of All Ages	20,356	19,654	19,991
Poverty Estimate, Children Under Age 18	5,150	5,585	5,357
Labor Force	118,310	117,556	116,774
Employed	115,524	112,790	109,655
Unemployed	2,786	4,766	7,119
Unemployment Rate	2.4%	4.1%	6.1%

## BIRTHS AND DEATHS

	2022	2021	2020
Resident Births	2,326	2,414	2,387
Resident Deaths	2,553	2,527	2,469
Suicide	58	50	65
Homicide	12	13	9
Alcohol Induced Deaths	29	32	35
Drug Induced Deaths	108	129	115
Smoking Attributable Deaths	387	375	370

Source: Missouri Department of Health and Senior Services

## IMPAIRED DRIVING

	2022	2021	2020
Alcohol Involved Fatal Crashes	4	10	8
Alcohol Involved Injury Crashes	74	59	73
Alcohol Involved Property Damage Crashes	123	121	110
Killed in Alcohol Involved Crashes	4	12	8
Injured in Alcohol Involved Crashes	95	82	106
Drug Involved Fatal Crashes	0	7	9
Drug Involved Injury Crashes	20	24	30
Drug Involved Property Damage Crashes	34	33	38
Killed in Drug Involved Crashes	0	7	10
Injured in Drug Involved Crashes	23	39	51

Source: Missouri Department of Public Safety, Missouri State Highway Patrol.

## POLICE REPORTS

	2022	2021	2020
DUI Arrests, DWI Tracking System	703	800	684
Liquor Law Arrests	29	35	14
Drug Arrests	932	611	707
Violent Offenses	622	680	726
Domestic Violence Reports	1,289	1,155	1,451
Property Offenses	2,820	3,047	3,787

Source: Missouri Department of Public Safety, Missouri State Highway Patrol.

## CRIMINAL JUSTICE

	FY 2023	FY 2022	FY 2021
Treatment Court Participants	79	65	60
Drug Conviction: Probation	337	415	241
Drug Conviction: Prison	139	177	167
Drug Conviction: Parole	225	213	252
DWI Conviction: Probation	36	47	40
DWI Conviction: Prison	8	14	10
DWI Conviction: Parole	21	20	16

Sources: Missouri Office of State Courts Administrator; Missouri Department of Corrections.

## JUVENILE PLACEMENTS \*

	2022	2021	2020
Total Out-of-Home Placements	303	234	278
Parental Alcohol Use Reported	16	7	15
Parental Drug Use Reported	152	142	181
Parental Use of Both Alcohol and Drugs Reported	11	5	13

Source: Missouri Department of Social Services, Children's Division

\* The Children's Division reports do not encompass all reasons for a removal from home but document adverse conditions. Multiple factors are often considered when a child is placed out of the home. Removals involving parental substance use conditions are included in this profile. Some 2022 data are not fully compatible with prior years' data due to category changes.

## HOSPITAL / EMERGENCY ROOM \*\*

Principal Disorder	2021	2020	2019
Alcohol Use: E.R. Services, then Discharged	364	390	278
Alcohol Use: E.R. Services, then Admitted	180	147	81
Alcohol Use: Admitted without E.R. Services	70	65	58
Drug Use: E.R. Services, then Discharged	405	418	467
Drug Use: E.R. Services, then Admitted	94	87	94
Drug Use: Admitted without E.R. Services	72	88	111
Mental: E.R. Services, then Discharged	1,668	1,609	1,531
Mental: E.R. Services, then Admitted	1,760	1,756	1,181
Mental: Admitted without E.R. Services	676	753	440

## HOSPITAL / EMERGENCY ROOM

Secondary Disorder	2021	2020	2019
Alcohol Use: E.R. Services, then Discharged	289	354	255
Alcohol Use: E.R. Services, then Admitted	1,017	1,040	760
Alcohol Use: Admitted without E.R. Services	260	253	231
Drug Use: E.R. Services, then Discharged	548	608	642
Drug Use: E.R. Services, then Admitted	1,584	1,426	1,050
Drug Use: Admitted without E.R. Services	564	567	507
Mental: E.R. Services, then Discharged	2,525	2,541	2,026
Mental: E.R. Services, then Admitted	5,972	5,188	3,744
Mental: Admitted without E.R. Services	2,443	2,133	1,919

Source: Missouri Department of Health and Senior Services

\*\* Hospital encounters are categorized based on ICD-10 diagnosis codes. Beginning with 2020 data, individuals with more than one encounter for a substance use or mental disorder are counted for each encounter they have during the calendar year.

## JUVENILE COURT REFERRALS

	2022	2021	2020
Child Abuse	397	100	110
Child Neglect	213	198	212
Child Custody Issues	140	68	88
Juvenile Violent Offenses	344	252	204
Juvenile Alcohol Offenses	24	21	14
Juvenile Drug Offenses	163	53	36
School Truancy	175	140	95
Absent from Home	137	105	88
Beyond Parental Control	57	60	67
Injurious Behavior	112	84	61

Source: Missouri Office of State Courts Administrator.

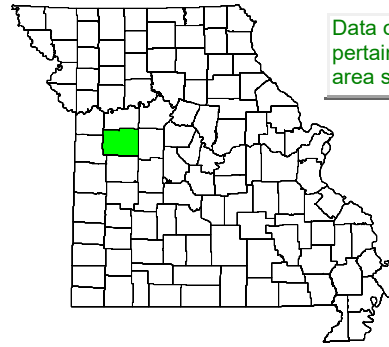
## SCHOOL REPORTS \*\*\*

	2022-23	2021-22	2020-21
Reported School Suspensions	649	525	169
Reported Substance Related Suspensions	244	180	46
Reported Violence or Weapon Suspensions	13	25	0
Enrollment Grades K-8	22,692	21,922	22,142
Enrollment Grades 9-12	11,233	10,621	10,456
Dropouts	282	171	217

Source: Missouri Department of Elementary and Secondary Education.

\*\*\* County-level data are aggregated by school district. Reported suspensions and dropouts fewer than 5 in a district are suppressed and represented as zero in the county totals.

# JOHNSON COUNTY



Data on this page pertain to the map area shaded green.

## DEMOGRAPHICS

	2022	2021	2020
Population Estimate	54,368	54,170	54,018
Median Household Income	\$60,086	\$59,146	\$58,373
Poverty Estimate, Individuals of All Ages	6,941	5,895	5,453
Poverty Estimate, Children Under Age 18	1,423	1,529	1,422
Labor Force	22,795	23,074	23,108
Employed	22,192	22,060	21,796
Unemployed	603	1,014	1,312
Unemployment Rate	2.6%	4.4%	5.7%

## BIRTHS AND DEATHS

	2022	2021	2020
Resident Births	715	706	664
Resident Deaths	490	562	494
Suicide	9	15	5
Homicide	3	2	7
Alcohol Induced Deaths	5	5	2
Drug Induced Deaths	4	11	4
Smoking Attributable Deaths	59	76	65

Source: Missouri Department of Health and Senior Services

## IMPAIRED DRIVING

	2022	2021	2020
Alcohol Involved Fatal Crashes	1	1	0
Alcohol Involved Injury Crashes	24	19	25
Alcohol Involved Property Damage Crashes	38	29	33
Killed in Alcohol Involved Crashes	1	1	0
Injured in Alcohol Involved Crashes	27	21	26
Drug Involved Fatal Crashes	0	0	1
Drug Involved Injury Crashes	5	5	10
Drug Involved Property Damage Crashes	9	5	6
Killed in Drug Involved Crashes	0	0	1
Injured in Drug Involved Crashes	5	9	12

Source: Missouri Department of Public Safety, Missouri State Highway Patrol.

## POLICE REPORTS

	2022	2021	2020
DUI Arrests, DWI Tracking System	262	212	177
Liquor Law Arrests	39	87	55
Drug Arrests	210	232	164
Violent Offenses	88	94	94
Domestic Violence Reports	207	210	245
Property Offenses	852	829	953

Source: Missouri Department of Public Safety, Missouri State Highway Patrol.

## CRIMINAL JUSTICE

	FY 2023	FY 2022	FY 2021
Treatment Court Participants	83	78	68
Drug Conviction: Probation	42	32	53
Drug Conviction: Prison	20	26	26
Drug Conviction: Parole	24	26	34
DWI Conviction: Probation	13	10	1
DWI Conviction: Prison	0	3	1
DWI Conviction: Parole	3	2	1

Sources: Missouri Office of State Courts Administrator; Missouri Department of Corrections.

## JUVENILE PLACEMENTS \*

	2022	2021	2020
Total Out-of-Home Placements	35	36	61
Parental Alcohol Use Reported	3	2	2
Parental Drug Use Reported	10	17	17
Parental Use of Both Alcohol and Drugs Reported	2	1	0

Source: Missouri Department of Social Services, Children's Division

\* The Children's Division reports do not encompass all reasons for a removal from home but document adverse conditions. Multiple factors are often considered when a child is placed out of the home. Removals involving parental substance use conditions are included in this profile. Some 2022 data are not fully compatible with prior years' data due to category changes.

## HOSPITAL / EMERGENCY ROOM \*\*

Principal Disorder	2021	2020	2019
Alcohol Use: E.R. Services, then Discharged	117	106	79
Alcohol Use: E.R. Services, then Admitted	16	15	11
Alcohol Use: Admitted without E.R. Services	44	39	34
Drug Use: E.R. Services, then Discharged	73	61	67
Drug Use: E.R. Services, then Admitted	2	3	4
Drug Use: Admitted without E.R. Services	15	6	9
Mental: E.R. Services, then Discharged	422	410	389
Mental: E.R. Services, then Admitted	34	9	11
Mental: Admitted without E.R. Services	333	329	229

## HOSPITAL / EMERGENCY ROOM

Secondary Disorder	2021	2020	2019
Alcohol Use: E.R. Services, then Discharged	162	158	160
Alcohol Use: E.R. Services, then Admitted	42	40	33
Alcohol Use: Admitted without E.R. Services	154	174	111
Drug Use: E.R. Services, then Discharged	166	169	153
Drug Use: E.R. Services, then Admitted	53	52	64
Drug Use: Admitted without E.R. Services	240	211	176
Mental: E.R. Services, then Discharged	708	716	655
Mental: E.R. Services, then Admitted	285	244	155
Mental: Admitted without E.R. Services	1,149	1,051	778

Source: Missouri Department of Health and Senior Services

\*\* Hospital encounters are categorized based on ICD-10 diagnosis codes. Beginning with 2020 data, individuals with more than one encounter for a substance use or mental disorder are counted for each encounter they have during the calendar year.

## JUVENILE COURT REFERRALS

	2022	2021	2020
Child Abuse	0	4	3
Child Neglect	49	82	120
Child Custody Issues	40	37	14
Juvenile Violent Offenses	60	53	28
Juvenile Alcohol Offenses	11	2	1
Juvenile Drug Offenses	21	14	10
School Truancy	28	29	29
Absent from Home	27	18	10
Beyond Parental Control	37	32	23
Injurious Behavior	69	71	87

Source: Missouri Office of State Courts Administrator.

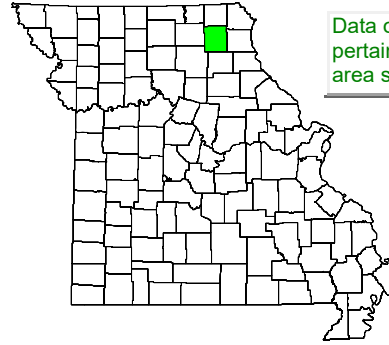
## SCHOOL REPORTS \*\*\*

	2022-23	2021-22	2020-21
Reported School Suspensions	88	83	44
Reported Substance Related Suspensions	0	11	7
Reported Violence or Weapon Suspensions	0	0	0
Enrollment Grades K-8	5,198	5,151	5,055
Enrollment Grades 9-12	2,248	2,215	2,140
Dropouts	24	24	30

Source: Missouri Department of Elementary and Secondary Education.

\*\*\* County-level data are aggregated by school district. Reported suspensions and dropouts fewer than 5 in a district are suppressed and represented as zero in the county totals.

# KNOX COUNTY



Data on this page pertain to the map area shaded green.

## DEMOGRAPHICS

	2022	2021	2020
Population Estimate	3,776	3,787	3,739
Median Household Income	\$49,552	\$45,464	\$41,838
Poverty Estimate, Individuals of All Ages	577	642	548
Poverty Estimate, Children Under Age 18	235	255	271
Labor Force	1,689	1,729	1,757
Employed	1,645	1,676	1,686
Unemployed	44	53	71
Unemployment Rate	2.6%	3.1%	4.0%

## BIRTHS AND DEATHS

	2022	2021	2020
Resident Births	50	43	45
Resident Deaths	51	67	49
Suicide	3	0	1
Homicide	0	0	0
Alcohol Induced Deaths	0	0	1
Drug Induced Deaths	0	2	0
Smoking Attributable Deaths	10	9	7

Source: Missouri Department of Health and Senior Services

## IMPAIRED DRIVING

	2022	2021	2020
Alcohol Involved Fatal Crashes	0	0	0
Alcohol Involved Injury Crashes	1	2	3
Alcohol Involved Property Damage Crashes	2	0	1
Killed in Alcohol Involved Crashes	0	0	0
Injured in Alcohol Involved Crashes	1	2	4
Drug Involved Fatal Crashes	0	0	0
Drug Involved Injury Crashes	0	1	0
Drug Involved Property Damage Crashes	0	0	2
Killed in Drug Involved Crashes	0	0	0
Injured in Drug Involved Crashes	0	1	0

Source: Missouri Department of Public Safety, Missouri State Highway Patrol.

## POLICE REPORTS

	2022	2021	2020
DUI Arrests, DWI Tracking System	11	4	6
Liquor Law Arrests	0	0	0
Drug Arrests	0	0	7
Violent Offenses	0	0	2
Domestic Violence Reports	0	0	2
Property Offenses	4	0	17

Source: Missouri Department of Public Safety, Missouri State Highway Patrol.

## CRIMINAL JUSTICE

	FY 2023	FY 2022	FY 2021
Treatment Court Participants	0	0	0
Drug Conviction: Probation	2	4	4
Drug Conviction: Prison	3	1	1
Drug Conviction: Parole	1	1	1
DWI Conviction: Probation	0	1	0
DWI Conviction: Prison	0	0	0
DWI Conviction: Parole	0	0	0

Sources: Missouri Office of State Courts Administrator; Missouri Department of Corrections.

## JUVENILE PLACEMENTS \*

	2022	2021	2020
Total Out-of-Home Placements	2	22	6
Parental Alcohol Use Reported	0	0	0
Parental Drug Use Reported	2	10	4
Parental Use of Both Alcohol and Drugs Reported	0	0	0

Source: Missouri Department of Social Services, Children's Division

\* The Children's Division reports do not encompass all reasons for a removal from home but document adverse conditions. Multiple factors are often considered when a child is placed out of the home. Removals involving parental substance use conditions are included in this profile. Some 2022 data are not fully compatible with prior years' data due to category changes.

## HOSPITAL / EMERGENCY ROOM \*\*

Principal Disorder	2021	2020	2019
Alcohol Use: E.R. Services, then Discharged	2	3	1
Alcohol Use: E.R. Services, then Admitted	0	0	0
Alcohol Use: Admitted without E.R. Services	0	0	1
Drug Use: E.R. Services, then Discharged	1	4	1
Drug Use: E.R. Services, then Admitted	0	0	0
Drug Use: Admitted without E.R. Services	0	0	0
Mental: E.R. Services, then Discharged	23	20	18
Mental: E.R. Services, then Admitted	8	7	5
Mental: Admitted without E.R. Services	12	9	6

## HOSPITAL / EMERGENCY ROOM

Secondary Disorder	2021	2020	2019
Alcohol Use: E.R. Services, then Discharged	3	3	3
Alcohol Use: E.R. Services, then Admitted	1	2	1
Alcohol Use: Admitted without E.R. Services	1	5	4
Drug Use: E.R. Services, then Discharged	4	6	1
Drug Use: E.R. Services, then Admitted	4	4	4
Drug Use: Admitted without E.R. Services	7	29	4
Mental: E.R. Services, then Discharged	71	85	67
Mental: E.R. Services, then Admitted	17	15	9
Mental: Admitted without E.R. Services	76	100	48

Source: Missouri Department of Health and Senior Services

\*\* Hospital encounters are categorized based on ICD-10 diagnosis codes. Beginning with 2020 data, individuals with more than one encounter for a substance use or mental disorder are counted for each encounter they have during the calendar year.

## JUVENILE COURT REFERRALS

	2022	2021	2020
Child Abuse	2	1	0
Child Neglect	3	24	7
Child Custody Issues	0	0	0
Juvenile Violent Offenses	2	0	0
Juvenile Alcohol Offenses	1	0	0
Juvenile Drug Offenses	1	1	0
School Truancy	3	3	13
Absent from Home	0	1	0
Beyond Parental Control	1	0	0
Injurious Behavior	4	3	4

Source: Missouri Office of State Courts Administrator.

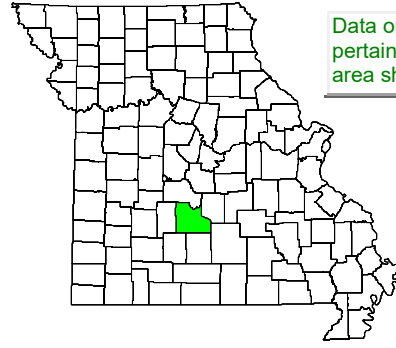
## SCHOOL REPORTS \*\*\*

	2022-23	2021-22	2020-21
Reported School Suspensions	9	0	0
Reported Substance Related Suspensions	9	0	0
Reported Violence or Weapon Suspensions	0	0	0
Enrollment Grades K-8	283	281	7,063
Enrollment Grades 9-12	155	131	132
Dropouts	0	0	0

Source: Missouri Department of Elementary and Secondary Education.

\*\*\* County-level data are aggregated by school district. Reported suspensions and dropouts fewer than 5 in a district are suppressed and represented as zero in the county totals.

# LACLEDE COUNTY



Data on this page pertain to the map area shaded green.

## DEMOGRAPHICS

	2022	2021	2020
Population Estimate	36,313	36,135	36,044
Median Household Income	\$53,224	\$46,405	\$46,191
Poverty Estimate, Individuals of All Ages	5,375	5,599	5,778
Poverty Estimate, Children Under Age 18	1,754	1,908	1,764
Labor Force	16,510	16,514	16,731
Employed	16,093	15,802	15,343
Unemployed	417	712	1,388
Unemployment Rate	2.5%	4.3%	8.3%

## BIRTHS AND DEATHS

	2022	2021	2020
Resident Births	455	482	437
Resident Deaths	498	564	496
Suicide	6	12	11
Homicide	3	3	5
Alcohol Induced Deaths	2	6	3
Drug Induced Deaths	6	10	12
Smoking Attributable Deaths	92	80	95

Source: Missouri Department of Health and Senior Services

## IMPAIRED DRIVING

	2022	2021	2020
Alcohol Involved Fatal Crashes	4	0	0
Alcohol Involved Injury Crashes	16	12	14
Alcohol Involved Property Damage Crashes	18	22	20
Killed in Alcohol Involved Crashes	4	0	0
Injured in Alcohol Involved Crashes	28	16	23
Drug Involved Fatal Crashes	1	1	0
Drug Involved Injury Crashes	6	9	4
Drug Involved Property Damage Crashes	7	8	6
Killed in Drug Involved Crashes	1	1	0
Injured in Drug Involved Crashes	13	15	6

Source: Missouri Department of Public Safety, Missouri State Highway Patrol.

## POLICE REPORTS

	2022	2021	2020
DUI Arrests, DWI Tracking System	136	125	107
Liquor Law Arrests	1	6	0
Drug Arrests	199	108	39
Violent Offenses	80	123	137
Domestic Violence Reports	192	268	430
Property Offenses	648	816	1,137

Source: Missouri Department of Public Safety, Missouri State Highway Patrol.

## CRIMINAL JUSTICE

	FY 2023	FY 2022	FY 2021
Treatment Court Participants	6	4	3
Drug Conviction: Probation	91	95	55
Drug Conviction: Prison	71	81	74
Drug Conviction: Parole	77	72	84
DWI Conviction: Probation	11	5	6
DWI Conviction: Prison	2	0	6
DWI Conviction: Parole	0	2	4

Sources: Missouri Office of State Courts Administrator; Missouri Department of Corrections.

## JUVENILE PLACEMENTS \*

	2022	2021	2020
Total Out-of-Home Placements	29	63	63
Parental Alcohol Use Reported	3	0	13
Parental Drug Use Reported	11	30	37
Parental Use of Both Alcohol and Drugs Reported	3	0	13

Source: Missouri Department of Social Services, Children's Division

\* The Children's Division reports do not encompass all reasons for a removal from home but document adverse conditions. Multiple factors are often considered when a child is placed out of the home. Removals involving parental substance use conditions are included in this profile. Some 2022 data are not fully compatible with prior years' data due to category changes.

## HOSPITAL / EMERGENCY ROOM \*\*

Principal Disorder	2021	2020	2019
Alcohol Use: E.R. Services, then Discharged	126	118	90
Alcohol Use: E.R. Services, then Admitted	13	17	17
Alcohol Use: Admitted without E.R. Services	13	10	9
Drug Use: E.R. Services, then Discharged	111	130	106
Drug Use: E.R. Services, then Admitted	8	11	5
Drug Use: Admitted without E.R. Services	15	28	19
Mental: E.R. Services, then Discharged	407	425	360
Mental: E.R. Services, then Admitted	69	98	66
Mental: Admitted without E.R. Services	243	231	182

## HOSPITAL / EMERGENCY ROOM

Secondary Disorder	2021	2020	2019
Alcohol Use: E.R. Services, then Discharged	101	89	67
Alcohol Use: E.R. Services, then Admitted	77	88	76
Alcohol Use: Admitted without E.R. Services	62	81	83
Drug Use: E.R. Services, then Discharged	202	197	124
Drug Use: E.R. Services, then Admitted	100	131	118
Drug Use: Admitted without E.R. Services	153	146	153
Mental: E.R. Services, then Discharged	970	970	437
Mental: E.R. Services, then Admitted	541	556	465
Mental: Admitted without E.R. Services	574	617	507

Source: Missouri Department of Health and Senior Services

\*\* Hospital encounters are categorized based on ICD-10 diagnosis codes. Beginning with 2020 data, individuals with more than one encounter for a substance use or mental disorder are counted for each encounter they have during the calendar year.

## JUVENILE COURT REFERRALS

	2022	2021	2020
Child Abuse	15	33	23
Child Neglect	21	81	171
Child Custody Issues	106	120	105
Juvenile Violent Offenses	34	30	17
Juvenile Alcohol Offenses	2	3	1
Juvenile Drug Offenses	14	9	5
School Truancy	71	57	49
Absent from Home	0	4	0
Beyond Parental Control	6	3	1
Injurious Behavior	46	81	37

Source: Missouri Office of State Courts Administrator.

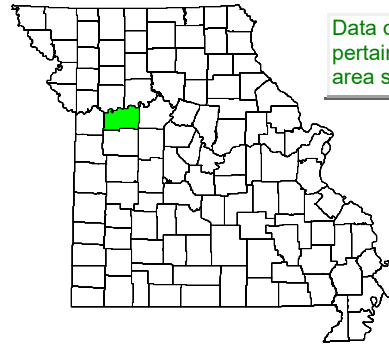
## SCHOOL REPORTS \*\*\*

	2022-23	2021-22	2020-21
Reported School Suspensions	245	194	93
Reported Substance Related Suspensions	76	44	18
Reported Violence or Weapon Suspensions	11	14	0
Enrollment Grades K-8	3,751	3,758	3,748
Enrollment Grades 9-12	1,741	1,719	1,677
Dropouts	32	21	27

Source: Missouri Department of Elementary and Secondary Education.

\*\*\* County-level data are aggregated by school district. Reported suspensions and dropouts fewer than 5 in a district are suppressed and represented as zero in the county totals.

# LAFAYETTE COUNTY



Data on this page pertain to the map area shaded green.

## DEMOGRAPHICS

	2022	2021	2020
Population Estimate	32,961	32,832	33,062
Median Household Income	\$70,457	\$68,142	\$62,043
Poverty Estimate, Individuals of All Ages	3,568	3,372	3,352
Poverty Estimate, Children Under Age 18	1,009	1,107	1,065
Labor Force	16,764	16,674	16,582
Employed	16,324	15,963	15,711
Unemployed	440	711	871
Unemployment Rate	2.6%	4.3%	5.3%

## BIRTHS AND DEATHS

	2022	2021	2020
Resident Births	377	342	361
Resident Deaths	439	470	460
Suicide	6	7	6
Homicide	1	0	2
Alcohol Induced Deaths	2	4	6
Drug Induced Deaths	8	6	6
Smoking Attributable Deaths	58	55	68

Source: Missouri Department of Health and Senior Services

## IMPAIRED DRIVING

	2022	2021	2020
Alcohol Involved Fatal Crashes	1	3	1
Alcohol Involved Injury Crashes	14	9	9
Alcohol Involved Property Damage Crashes	26	24	17
Killed in Alcohol Involved Crashes	1	4	1
Injured in Alcohol Involved Crashes	24	10	12
Drug Involved Fatal Crashes	0	1	2
Drug Involved Injury Crashes	0	2	1
Drug Involved Property Damage Crashes	3	3	6
Killed in Drug Involved Crashes	0	1	2
Injured in Drug Involved Crashes	0	4	5

Source: Missouri Department of Public Safety, Missouri State Highway Patrol.

## POLICE REPORTS

	2022	2021	2020
DUI Arrests, DWI Tracking System	127	154	113
Liquor Law Arrests	5	3	4
Drug Arrests	108	110	176
Violent Offenses	15	16	14
Domestic Violence Reports	73	69	151
Property Offenses	183	154	291

Source: Missouri Department of Public Safety, Missouri State Highway Patrol.

## CRIMINAL JUSTICE

	FY 2023	FY 2022	FY 2021
Treatment Court Participants	19	13	18
Drug Conviction: Probation	78	122	107
Drug Conviction: Prison	88	113	101
Drug Conviction: Parole	81	92	92
DWI Conviction: Probation	10	5	1
DWI Conviction: Prison	2	4	6
DWI Conviction: Parole	2	6	6

Sources: Missouri Office of State Courts Administrator; Missouri Department of Corrections.

## JUVENILE PLACEMENTS \*

	2022	2021	2020
Total Out-of-Home Placements	18	18	13
Parental Alcohol Use Reported	2	2	0
Parental Drug Use Reported	1	6	4
Parental Use of Both Alcohol and Drugs Reporte	0	0	0

Source: Missouri Department of Social Services, Children's Division

\* The Children's Division reports do not encompass all reasons for a removal from home but document adverse conditions. Multiple factors are often considered when a child is placed out of the home. Removals involving parental substance use conditions are included in this profile. Some 2022 data are not fully compatible with prior years' data due to category changes.

## HOSPITAL / EMERGENCY ROOM \*\*

Principal Disorder	2021	2020	2019
Alcohol Use: E.R. Services, then Discharged	77	67	50
Alcohol Use: E.R. Services, then Admitted	12	20	21
Alcohol Use: Admitted without E.R. Services	22	28	13
Drug Use: E.R. Services, then Discharged	49	50	49
Drug Use: E.R. Services, then Admitted	4	6	4
Drug Use: Admitted without E.R. Services	13	11	9
Mental: E.R. Services, then Discharged	368	324	251
Mental: E.R. Services, then Admitted	23	14	9
Mental: Admitted without E.R. Services	250	244	164

## HOSPITAL / EMERGENCY ROOM

Secondary Disorder	2021	2020	2019
Alcohol Use: E.R. Services, then Discharged	63	77	75
Alcohol Use: E.R. Services, then Admitted	68	70	45
Alcohol Use: Admitted without E.R. Services	83	82	84
Drug Use: E.R. Services, then Discharged	89	102	104
Drug Use: E.R. Services, then Admitted	97	89	94
Drug Use: Admitted without E.R. Services	163	134	147
Mental: E.R. Services, then Discharged	623	1,088	1,075
Mental: E.R. Services, then Admitted	473	486	277
Mental: Admitted without E.R. Services	764	819	485

Source: Missouri Department of Health and Senior Services

\*\* Hospital encounters are categorized based on ICD-10 diagnosis codes. Beginning with 2020 data, individuals with more than one encounter for a substance use or mental disorder are counted for each encounter they have during the calendar year.

## JUVENILE COURT REFERRALS

	2022	2021	2020
Child Abuse	5	3	9
Child Neglect	19	18	8
Child Custody Issues	1	1	6
Juvenile Violent Offenses	56	30	24
Juvenile Alcohol Offenses	1	9	4
Juvenile Drug Offenses	24	11	5
School Truancy	13	12	5
Absent from Home	14	10	15
Beyond Parental Control	32	20	17
Injurious Behavior	28	22	23

Source: Missouri Office of State Courts Administrator.

## SCHOOL REPORTS \*\*\*

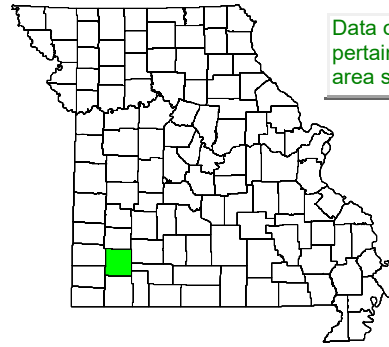
	2022-23	2021-22	2020-21
Reported School Suspensions	78	32	14
Reported Substance Related Suspensions	23	6	0
Reported Violence or Weapon Suspensions	0	0	0
Enrollment Grades K-8	3,308	3,349	3,355
Enrollment Grades 9-12	1,678	1,591	1,569
Dropouts	25	7	23

Source: Missouri Department of Elementary and Secondary Education.

\*\*\* County-level data are aggregated by school district. Reported suspensions and dropouts fewer than 5 in a district are suppressed and represented as zero in the county totals.



# LAWRENCE COUNTY



Data on this page pertain to the map area shaded green.

## DEMOGRAPHICS

	2022	2021	2020
Population Estimate	38,683	38,268	37,977
Median Household Income	\$58,031	\$51,385	\$48,101
Poverty Estimate, Individuals of All Ages	5,072	5,485	5,712
Poverty Estimate, Children Under Age 18	1,697	1,914	2,060
Labor Force	17,057	17,457	17,672
Employed	16,641	16,752	16,599
Unemployed	416	705	1,073
Unemployment Rate	2.4%	4.0%	6.1%

## BIRTHS AND DEATHS

	2022	2021	2020
Resident Births	509	484	494
Resident Deaths	537	580	546
Suicide	9	8	8
Homicide	2	2	0
Alcohol Induced Deaths	5	4	7
Drug Induced Deaths	5	11	7
Smoking Attributable Deaths	73	78	79

Source: Missouri Department of Health and Senior Services

## IMPAIRED DRIVING

	2022	2021	2020
Alcohol Involved Fatal Crashes	3	1	2
Alcohol Involved Injury Crashes	13	11	8
Alcohol Involved Property Damage Crashes	16	14	16
Killed in Alcohol Involved Crashes	3	1	3
Injured in Alcohol Involved Crashes	16	13	17
Drug Involved Fatal Crashes	1	2	2
Drug Involved Injury Crashes	4	3	6
Drug Involved Property Damage Crashes	3	8	2
Killed in Drug Involved Crashes	1	2	2
Injured in Drug Involved Crashes	6	4	15

Source: Missouri Department of Public Safety, Missouri State Highway Patrol.

## POLICE REPORTS

	2022	2021	2020
DUI Arrests, DWI Tracking System	187	162	115
Liquor Law Arrests	8	4	0
Drug Arrests	139	55	65
Violent Offenses	110	143	93
Domestic Violence Reports	204	210	212
Property Offenses	466	616	714

Source: Missouri Department of Public Safety, Missouri State Highway Patrol.

## CRIMINAL JUSTICE

	FY 2023	FY 2022	FY 2021
Treatment Court Participants	81	92	91
Drug Conviction: Probation	86	55	57
Drug Conviction: Prison	41	35	38
Drug Conviction: Parole	41	37	42
DWI Conviction: Probation	14	13	10
DWI Conviction: Prison	5	7	2
DWI Conviction: Parole	6	4	4

Sources: Missouri Office of State Courts Administrator; Missouri Department of Corrections.

## JUVENILE PLACEMENTS \*

	2022	2021	2020
Total Out-of-Home Placements	49	74	71
Parental Alcohol Use Reported	0	3	4
Parental Drug Use Reported	24	38	24
Parental Use of Both Alcohol and Drugs Reporte	0	2	3

Source: Missouri Department of Social Services, Children's Division

\* The Children's Division reports do not encompass all reasons for a removal from home but document adverse conditions. Multiple factors are often considered when a child is placed out of the home. Removals involving parental substance use conditions are included in this profile. Some 2022 data are not fully compatible with prior years' data due to category changes.

## HOSPITAL / EMERGENCY ROOM \*\*

Principal Disorder	2021	2020	2019
Alcohol Use: E.R. Services, then Discharged	108	72	82
Alcohol Use: E.R. Services, then Admitted	43	41	31
Alcohol Use: Admitted without E.R. Services	13	13	9
Drug Use: E.R. Services, then Discharged	88	83	85
Drug Use: E.R. Services, then Admitted	24	30	26
Drug Use: Admitted without E.R. Services	14	21	12
Mental: E.R. Services, then Discharged	294	286	264
Mental: E.R. Services, then Admitted	138	137	131
Mental: Admitted without E.R. Services	117	141	83

## HOSPITAL / EMERGENCY ROOM

Secondary Disorder	2021	2020	2019
Alcohol Use: E.R. Services, then Discharged	131	75	58
Alcohol Use: E.R. Services, then Admitted	136	112	99
Alcohol Use: Admitted without E.R. Services	59	54	32
Drug Use: E.R. Services, then Discharged	196	108	94
Drug Use: E.R. Services, then Admitted	212	170	158
Drug Use: Admitted without E.R. Services	96	115	82
Mental: E.R. Services, then Discharged	2,194	1,054	445
Mental: E.R. Services, then Admitted	725	733	527
Mental: Admitted without E.R. Services	441	446	346

Source: Missouri Department of Health and Senior Services

\*\* Hospital encounters are categorized based on ICD-10 diagnosis codes. Beginning with 2020 data, individuals with more than one encounter for a substance use or mental disorder are counted for each encounter they have during the calendar year.

## JUVENILE COURT REFERRALS

	2022	2021	2020
Child Abuse	2	2	20
Child Neglect	48	125	43
Child Custody Issues	60	77	67
Juvenile Violent Offenses	55	67	39
Juvenile Alcohol Offenses	10	0	0
Juvenile Drug Offenses	29	18	4
School Truancy	0	0	0
Absent from Home	32	32	30
Beyond Parental Control	17	21	15
Injurious Behavior	49	26	29

Source: Missouri Office of State Courts Administrator.

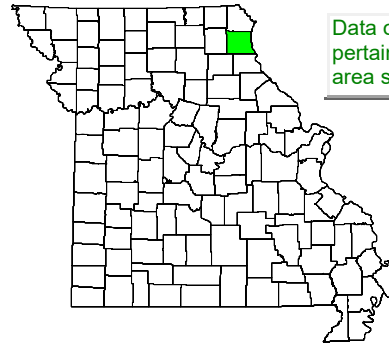
## SCHOOL REPORTS \*\*\*

	2022-23	2021-22	2020-21
Reported School Suspensions	31	26	12
Reported Substance Related Suspensions	11	0	0
Reported Violence or Weapon Suspensions	0	0	0
Enrollment Grades K-8	3,727	3,742	3,661
Enrollment Grades 9-12	1,759	1,763	1,679
Dropouts	11	24	17

Source: Missouri Department of Elementary and Secondary Education.

\*\*\* County-level data are aggregated by school district. Reported suspensions and dropouts fewer than 5 in a district are suppressed and represented as zero in the county totals.

# LEWIS COUNTY



Data on this page pertain to the map area shaded green.

## DEMOGRAPHICS

	2022	2021	2020
Population Estimate	9,891	9,986	10,039
Median Household Income	\$57,053	\$47,136	\$42,710
Poverty Estimate, Individuals of All Ages	1,204	1,383	1,307
Poverty Estimate, Children Under Age 18	399	406	383
Labor Force	4,729	4,826	4,966
Employed	4,620	4,657	4,723
Unemployed	109	169	243
Unemployment Rate	2.3%	3.5%	4.9%

## BIRTHS AND DEATHS

	2022	2021	2020
Resident Births	86	89	90
Resident Deaths	131	155	126
Suicide	1	2	1
Homicide	0	0	0
Alcohol Induced Deaths	0	2	0
Drug Induced Deaths	1	2	0
Smoking Attributable Deaths	17	20	21

Source: Missouri Department of Health and Senior Services

## IMPAIRED DRIVING

	2022	2021	2020
Alcohol Involved Fatal Crashes	1	1	2
Alcohol Involved Injury Crashes	2	2	1
Alcohol Involved Property Damage Crashes	7	2	1
Killed in Alcohol Involved Crashes	1	1	2
Injured in Alcohol Involved Crashes	3	2	1
Drug Involved Fatal Crashes	0	0	1
Drug Involved Injury Crashes	0	1	1
Drug Involved Property Damage Crashes	2	1	0
Killed in Drug Involved Crashes	0	0	1
Injured in Drug Involved Crashes	0	1	1

Source: Missouri Department of Public Safety, Missouri State Highway Patrol.

## POLICE REPORTS

	2022	2021	2020
DUI Arrests, DWI Tracking System	39	30	32
Liquor Law Arrests	0	2	0
Drug Arrests	39	42	40
Violent Offenses	5	7	8
Domestic Violence Reports	36	35	40
Property Offenses	42	85	107

Source: Missouri Department of Public Safety, Missouri State Highway Patrol.

## CRIMINAL JUSTICE

	FY 2023	FY 2022	FY 2021
Treatment Court Participants	25	16	10
Drug Conviction: Probation	12	15	7
Drug Conviction: Prison	5	1	5
Drug Conviction: Parole	4	3	8
DWI Conviction: Probation	3	1	1
DWI Conviction: Prison	1	0	0
DWI Conviction: Parole	1	0	0

Sources: Missouri Office of State Courts Administrator; Missouri Department of Corrections.

## JUVENILE PLACEMENTS \*

	2022	2021	2020
Total Out-of-Home Placements	2	19	7
Parental Alcohol Use Reported	0	0	0
Parental Drug Use Reported	1	9	2
Parental Use of Both Alcohol and Drugs Reported	0	0	0

Source: Missouri Department of Social Services, Children's Division

\* The Children's Division reports do not encompass all reasons for a removal from home but document adverse conditions. Multiple factors are often considered when a child is placed out of the home. Removals involving parental substance use conditions are included in this profile. Some 2022 data are not fully compatible with prior years' data due to category changes.

## HOSPITAL / EMERGENCY ROOM \*\*

Principal Disorder	2021	2020	2019
Alcohol Use: E.R. Services, then Discharged	3	0	0
Alcohol Use: E.R. Services, then Admitted	0	4	0
Alcohol Use: Admitted without E.R. Services	0	1	0
Drug Use: E.R. Services, then Discharged	1	3	4
Drug Use: E.R. Services, then Admitted	1	1	0
Drug Use: Admitted without E.R. Services	3	0	0
Mental: E.R. Services, then Discharged	10	7	11
Mental: E.R. Services, then Admitted	1	6	3
Mental: Admitted without E.R. Services	30	13	24

## HOSPITAL / EMERGENCY ROOM

Secondary Disorder	2021	2020	2019
Alcohol Use: E.R. Services, then Discharged	6	4	0
Alcohol Use: E.R. Services, then Admitted	8	9	1
Alcohol Use: Admitted without E.R. Services	7	11	6
Drug Use: E.R. Services, then Discharged	15	9	1
Drug Use: E.R. Services, then Admitted	1	8	3
Drug Use: Admitted without E.R. Services	9	8	14
Mental: E.R. Services, then Discharged	24	49	16
Mental: E.R. Services, then Admitted	30	32	17
Mental: Admitted without E.R. Services	45	57	39

Source: Missouri Department of Health and Senior Services

\*\* Hospital encounters are categorized based on ICD-10 diagnosis codes. Beginning with 2020 data, individuals with more than one encounter for a substance use or mental disorder are counted for each encounter they have during the calendar year.

## JUVENILE COURT REFERRALS

	2022	2021	2020
Child Abuse	0	4	7
Child Neglect	7	31	12
Child Custody Issues	0	0	0
Juvenile Violent Offenses	11	2	2
Juvenile Alcohol Offenses	4	0	10
Juvenile Drug Offenses	0	3	3
School Truancy	21	17	15
Absent from Home	1	0	1
Beyond Parental Control	9	11	3
Injurious Behavior	32	11	6

Source: Missouri Office of State Courts Administrator.

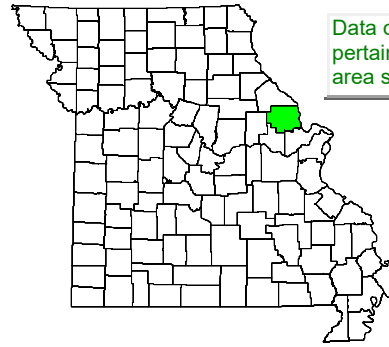
## SCHOOL REPORTS \*\*\*

	2022-23	2021-22	2020-21
Reported School Suspensions	31	22	16
Reported Substance Related Suspensions	8	0	0
Reported Violence or Weapon Suspensions	0	0	0
Enrollment Grades K-8	963	955	961
Enrollment Grades 9-12	404	423	405
Dropouts	0	0	0

Source: Missouri Department of Elementary and Secondary Education.

\*\*\* County-level data are aggregated by school district. Reported suspensions and dropouts fewer than 5 in a district are suppressed and represented as zero in the county totals.

# LINCOLN COUNTY



Data on this page pertain to the map area shaded green.

## DEMOGRAPHICS

	2022	2021	2020
Population Estimate	63,155	61,654	59,849
Median Household Income	\$77,913	\$76,182	\$70,054
Poverty Estimate, Individuals of All Ages	6,143	5,657	5,604
Poverty Estimate, Children Under Age 18	1,674	1,852	1,737
Labor Force	29,329	29,307	28,723
Employed	28,562	27,956	26,926
Unemployed	767	1,351	1,797
Unemployment Rate	2.6%	4.6%	6.3%

## BIRTHS AND DEATHS

	2022	2021	2020
Resident Births	852	807	742
Resident Deaths	623	607	562
Suicide	10	15	9
Homicide	4	2	3
Alcohol Induced Deaths	12	9	4
Drug Induced Deaths	28	16	23
Smoking Attributable Deaths	86	85	96

Source: Missouri Department of Health and Senior Services

## IMPAIRED DRIVING

	2022	2021	2020
Alcohol Involved Fatal Crashes	3	2	4
Alcohol Involved Injury Crashes	21	23	24
Alcohol Involved Property Damage Crashes	27	23	25
Killed in Alcohol Involved Crashes	3	2	4
Injured in Alcohol Involved Crashes	23	37	30
Drug Involved Fatal Crashes	2	2	2
Drug Involved Injury Crashes	6	6	1
Drug Involved Property Damage Crashes	1	6	7
Killed in Drug Involved Crashes	2	2	2
Injured in Drug Involved Crashes	8	8	1

Source: Missouri Department of Public Safety, Missouri State Highway Patrol.

## POLICE REPORTS

	2022	2021	2020
DUI Arrests, DWI Tracking System	220	184	109
Liquor Law Arrests	18	1	0
Drug Arrests	191	71	22
Violent Offenses	174	449	169
Domestic Violence Reports	414	316	239
Property Offenses	555	325	380

Source: Missouri Department of Public Safety, Missouri State Highway Patrol.

## CRIMINAL JUSTICE

	FY 2023	FY 2022	FY 2021
Treatment Court Participants	79	95	115
Drug Conviction: Probation	44	36	42
Drug Conviction: Prison	30	43	26
Drug Conviction: Parole	38	34	38
DWI Conviction: Probation	8	7	10
DWI Conviction: Prison	1	5	0
DWI Conviction: Parole	2	3	5

Sources: Missouri Office of State Courts Administrator; Missouri Department of Corrections.

## JUVENILE PLACEMENTS \*

	2022	2021	2020
Total Out-of-Home Placements	53	63	73
Parental Alcohol Use Reported	3	0	5
Parental Drug Use Reported	16	42	34
Parental Use of Both Alcohol and Drugs Reported	1	0	1

Source: Missouri Department of Social Services, Children's Division

\* The Children's Division reports do not encompass all reasons for a removal from home but document adverse conditions. Multiple factors are often considered when a child is placed out of the home. Removals involving parental substance use conditions are included in this profile. Some 2022 data are not fully compatible with prior years' data due to category changes.

## HOSPITAL / EMERGENCY ROOM \*\*

Principal Disorder	2021	2020	2019
Alcohol Use: E.R. Services, then Discharged	113	135	102
Alcohol Use: E.R. Services, then Admitted	35	28	29
Alcohol Use: Admitted without E.R. Services	81	47	50
Drug Use: E.R. Services, then Discharged	97	126	125
Drug Use: E.R. Services, then Admitted	9	12	30
Drug Use: Admitted without E.R. Services	30	27	33
Mental: E.R. Services, then Discharged	601	532	535
Mental: E.R. Services, then Admitted	483	429	329
Mental: Admitted without E.R. Services	447	387	290

## HOSPITAL / EMERGENCY ROOM

Secondary Disorder	2021	2020	2019
Alcohol Use: E.R. Services, then Discharged	167	169	165
Alcohol Use: E.R. Services, then Admitted	275	265	221
Alcohol Use: Admitted without E.R. Services	146	175	190
Drug Use: E.R. Services, then Discharged	377	304	262
Drug Use: E.R. Services, then Admitted	380	339	262
Drug Use: Admitted without E.R. Services	302	260	279
Mental: E.R. Services, then Discharged	1,024	951	782
Mental: E.R. Services, then Admitted	1,495	1,090	807
Mental: Admitted without E.R. Services	1,070	860	728

Source: Missouri Department of Health and Senior Services

\*\* Hospital encounters are categorized based on ICD-10 diagnosis codes. Beginning with 2020 data, individuals with more than one encounter for a substance use or mental disorder are counted for each encounter they have during the calendar year.

## JUVENILE COURT REFERRALS

	2022	2021	2020
Child Abuse	85	9	34
Child Neglect	70	193	199
Child Custody Issues	18	11	11
Juvenile Violent Offenses	76	49	44
Juvenile Alcohol Offenses	6	1	1
Juvenile Drug Offenses	10	7	9
School Truancy	119	137	128
Absent from Home	28	43	34
Beyond Parental Control	3	0	2
Injurious Behavior	26	22	11

Source: Missouri Office of State Courts Administrator.

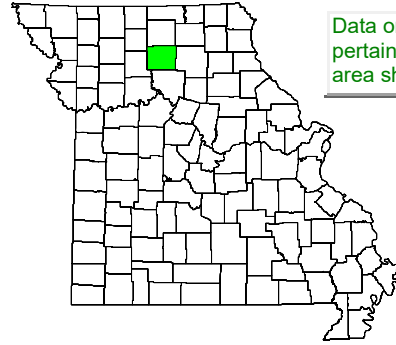
## SCHOOL REPORTS \*\*\*

	2022-23	2021-22	2020-21
Reported School Suspensions	245	123	93
Reported Substance Related Suspensions	58	26	31
Reported Violence or Weapon Suspensions	0	9	5
Enrollment Grades K-8	6,400	6,441	6,166
Enrollment Grades 9-12	3,102	2,955	2,845
Dropouts	18	32	23

Source: Missouri Department of Elementary and Secondary Education.

\*\*\* County-level data are aggregated by school district. Reported suspensions and dropouts fewer than 5 in a district are suppressed and represented as zero in the county totals.

# LINN COUNTY



Data on this page pertain to the map area shaded green.

## DEMOGRAPHICS

	2022	2021	2020
Population Estimate	11,820	11,843	11,852
Median Household Income	\$52,831	\$49,490	\$47,506
Poverty Estimate, Individuals of All Ages	1,564	1,716	1,707
Poverty Estimate, Children Under Age 18	522	598	539
Labor Force	5,097	5,077	5,093
Employed	4,947	4,801	4,781
Unemployed	150	276	312
Unemployment Rate	2.9%	5.4%	6.1%

## BIRTHS AND DEATHS

	2022	2021	2020
Resident Births	131	138	129
Resident Deaths	175	186	194
Suicide	0	3	5
Homicide	0	0	0
Alcohol Induced Deaths	1	1	0
Drug Induced Deaths	1	2	1
Smoking Attributable Deaths	37	21	29

Source: Missouri Department of Health and Senior Services

## IMPAIRED DRIVING

	2022	2021	2020
Alcohol Involved Fatal Crashes	0	0	0
Alcohol Involved Injury Crashes	6	4	5
Alcohol Involved Property Damage Crashes	8	3	4
Killed in Alcohol Involved Crashes	0	0	0
Injured in Alcohol Involved Crashes	7	4	6
Drug Involved Fatal Crashes	0	0	0
Drug Involved Injury Crashes	0	4	1
Drug Involved Property Damage Crashes	0	3	1
Killed in Drug Involved Crashes	0	0	0
Injured in Drug Involved Crashes	0	5	1

Source: Missouri Department of Public Safety, Missouri State Highway Patrol.

## POLICE REPORTS

	2022	2021	2020
DUI Arrests, DWI Tracking System	62	83	44
Liquor Law Arrests	0	5	0
Drug Arrests	55	79	61
Violent Offenses	27	30	10
Domestic Violence Reports	52	63	54
Property Offenses	55	83	86

Source: Missouri Department of Public Safety, Missouri State Highway Patrol.

## CRIMINAL JUSTICE

	FY 2023	FY 2022	FY 2021
Treatment Court Participants	40	46	56
Drug Conviction: Probation	27	62	40
Drug Conviction: Prison	20	19	17
Drug Conviction: Parole	30	20	17
DWI Conviction: Probation	1	8	4
DWI Conviction: Prison	1	0	1
DWI Conviction: Parole	0	0	0

Sources: Missouri Office of State Courts Administrator; Missouri Department of Corrections.

## JUVENILE PLACEMENTS \*

	2022	2021	2020
Total Out-of-Home Placements	20	35	11
Parental Alcohol Use Reported	1	0	1
Parental Drug Use Reported	7	14	0
Parental Use of Both Alcohol and Drugs Reported	0	0	0

Source: Missouri Department of Social Services, Children's Division

\* The Children's Division reports do not encompass all reasons for a removal from home but document adverse conditions. Multiple factors are often considered when a child is placed out of the home. Removals involving parental substance use conditions are included in this profile. Some 2022 data are not fully compatible with prior years' data due to category changes.

## HOSPITAL / EMERGENCY ROOM \*\*

Principal Disorder	2021	2020	2019
Alcohol Use: E.R. Services, then Discharged	11	15	17
Alcohol Use: E.R. Services, then Admitted	3	6	3
Alcohol Use: Admitted without E.R. Services	12	4	6
Drug Use: E.R. Services, then Discharged	11	2	12
Drug Use: E.R. Services, then Admitted	7	0	3
Drug Use: Admitted without E.R. Services	2	4	1
Mental: E.R. Services, then Discharged	129	120	94
Mental: E.R. Services, then Admitted	27	38	24
Mental: Admitted without E.R. Services	62	84	44

## HOSPITAL / EMERGENCY ROOM

Secondary Disorder	2021	2020	2019
Alcohol Use: E.R. Services, then Discharged	30	18	16
Alcohol Use: E.R. Services, then Admitted	11	17	14
Alcohol Use: Admitted without E.R. Services	28	32	32
Drug Use: E.R. Services, then Discharged	37	32	31
Drug Use: E.R. Services, then Admitted	17	30	21
Drug Use: Admitted without E.R. Services	39	49	41
Mental: E.R. Services, then Discharged	234	274	260
Mental: E.R. Services, then Admitted	49	73	50
Mental: Admitted without E.R. Services	313	326	191

Source: Missouri Department of Health and Senior Services

\*\* Hospital encounters are categorized based on ICD-10 diagnosis codes. Beginning with 2020 data, individuals with more than one encounter for a substance use or mental disorder are counted for each encounter they have during the calendar year.

## JUVENILE COURT REFERRALS

	2022	2021	2020
Child Abuse	2	0	0
Child Neglect	33	33	16
Child Custody Issues	1	1	4
Juvenile Violent Offenses	5	4	4
Juvenile Alcohol Offenses	3	0	0
Juvenile Drug Offenses	0	0	0
School Truancy	10	16	12
Absent from Home	0	0	4
Beyond Parental Control	2	2	1
Injurious Behavior	67	54	39

Source: Missouri Office of State Courts Administrator.

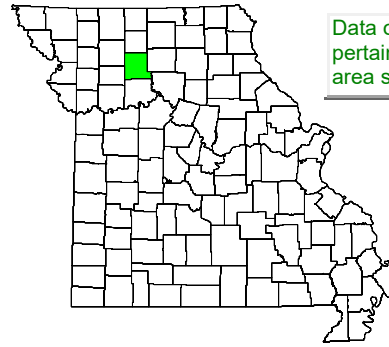
## SCHOOL REPORTS \*\*\*

	2022-23	2021-22	2020-21
Reported School Suspensions	5	0	0
Reported Substance Related Suspensions	0	0	0
Reported Violence or Weapon Suspensions	0	0	0
Enrollment Grades K-8	1,285	1,254	1,315
Enrollment Grades 9-12	661	722	699
Dropouts	11	17	7

Source: Missouri Department of Elementary and Secondary Education.

\*\*\* County-level data are aggregated by school district. Reported suspensions and dropouts fewer than 5 in a district are suppressed and represented as zero in the county totals.

# LIVINGSTON COUNTY



Data on this page pertain to the map area shaded green.

## DEMOGRAPHICS

	2022	2021	2020
Population Estimate	14,402	14,223	13,988
Median Household Income	\$56,654	\$51,789	\$51,402
Poverty Estimate, Individuals of All Ages	1,896	1,867	1,684
Poverty Estimate, Children Under Age 18	513	569	539
Labor Force	7,181	7,256	7,389
Employed	7,039	7,037	7,107
Unemployed	142	219	282
Unemployment Rate	2.0%	3.0%	3.8%

## BIRTHS AND DEATHS

	2022	2021	2020
Resident Births	153	158	181
Resident Deaths	214	220	201
Suicide	3	1	3
Homicide	0	0	1
Alcohol Induced Deaths	2	3	5
Drug Induced Deaths	7	3	2
Smoking Attributable Deaths	27	28	25

Source: Missouri Department of Health and Senior Services

## IMPAIRED DRIVING

	2022	2021	2020
Alcohol Involved Fatal Crashes	0	1	0
Alcohol Involved Injury Crashes	3	5	4
Alcohol Involved Property Damage Crashes	2	1	8
Killed in Alcohol Involved Crashes	0	1	0
Injured in Alcohol Involved Crashes	3	9	5
Drug Involved Fatal Crashes	0	0	0
Drug Involved Injury Crashes	0	1	1
Drug Involved Property Damage Crashes	1	0	1
Killed in Drug Involved Crashes	0	0	0
Injured in Drug Involved Crashes	0	2	1

Source: Missouri Department of Public Safety, Missouri State Highway Patrol.

## POLICE REPORTS

	2022	2021	2020
DUI Arrests, DWI Tracking System	61	49	80
Liquor Law Arrests	5	15	15
Drug Arrests	81	73	60
Violent Offenses	19	28	31
Domestic Violence Reports	49	58	97
Property Offenses	134	176	157

Source: Missouri Department of Public Safety, Missouri State Highway Patrol.

## CRIMINAL JUSTICE

	FY 2023	FY 2022	FY 2021
Treatment Court Participants	0	0	0
Drug Conviction: Probation	29	25	30
Drug Conviction: Prison	48	50	57
Drug Conviction: Parole	52	70	68
DWI Conviction: Probation	3	4	4
DWI Conviction: Prison	2	3	2
DWI Conviction: Parole	2	4	2

Sources: Missouri Office of State Courts Administrator; Missouri Department of Corrections.

## JUVENILE PLACEMENTS \*

	2022	2021	2020
Total Out-of-Home Placements	27	26	8
Parental Alcohol Use Reported	5	2	0
Parental Drug Use Reported	13	7	3
Parental Use of Both Alcohol and Drugs Reported	3	0	0

Source: Missouri Department of Social Services, Children's Division

\* The Children's Division reports do not encompass all reasons for a removal from home but document adverse conditions. Multiple factors are often considered when a child is placed out of the home. Removals involving parental substance use conditions are included in this profile. Some 2022 data are not fully compatible with prior years' data due to category changes.

## HOSPITAL / EMERGENCY ROOM \*\*

Principal Disorder	2021	2020	2019
Alcohol Use: E.R. Services, then Discharged	28	23	21
Alcohol Use: E.R. Services, then Admitted	26	4	2
Alcohol Use: Admitted without E.R. Services	17	15	13
Drug Use: E.R. Services, then Discharged	19	13	11
Drug Use: E.R. Services, then Admitted	2	4	3
Drug Use: Admitted without E.R. Services	2	2	7
Mental: E.R. Services, then Discharged	139	137	124
Mental: E.R. Services, then Admitted	16	26	27
Mental: Admitted without E.R. Services	139	136	83

## HOSPITAL / EMERGENCY ROOM

Secondary Disorder	2021	2020	2019
Alcohol Use: E.R. Services, then Discharged	45	51	49
Alcohol Use: E.R. Services, then Admitted	13	18	6
Alcohol Use: Admitted without E.R. Services	48	52	37
Drug Use: E.R. Services, then Discharged	64	47	64
Drug Use: E.R. Services, then Admitted	14	15	15
Drug Use: Admitted without E.R. Services	79	67	64
Mental: E.R. Services, then Discharged	259	242	201
Mental: E.R. Services, then Admitted	24	30	20
Mental: Admitted without E.R. Services	504	575	353

Source: Missouri Department of Health and Senior Services

\*\* Hospital encounters are categorized based on ICD-10 diagnosis codes. Beginning with 2020 data, individuals with more than one encounter for a substance use or mental disorder are counted for each encounter they have during the calendar year.

## JUVENILE COURT REFERRALS

	2022	2021	2020
Child Abuse	74	31	3
Child Neglect	130	89	23
Child Custody Issues	0	4	0
Juvenile Violent Offenses	27	20	5
Juvenile Alcohol Offenses	4	6	1
Juvenile Drug Offenses	14	4	0
School Truancy	38	16	20
Absent from Home	12	3	8
Beyond Parental Control	10	11	4
Injurious Behavior	33	34	25

Source: Missouri Office of State Courts Administrator.

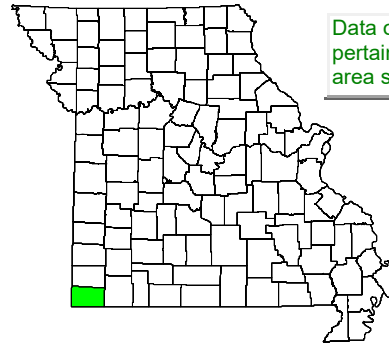
## SCHOOL REPORTS \*\*\*

	2022-23	2021-22	2020-21
Reported School Suspensions	11	13	8
Reported Substance Related Suspensions	0	0	0
Reported Violence or Weapon Suspensions	0	0	0
Enrollment Grades K-8	1,298	1,287	1,315
Enrollment Grades 9-12	667	683	678
Dropouts	0	0	5

Source: Missouri Department of Elementary and Secondary Education.

\*\*\* County-level data are aggregated by school district. Reported suspensions and dropouts fewer than 5 in a district are suppressed and represented as zero in the county totals.

# MC DONALD COUNTY



Data on this page pertain to the map area shaded green.

## DEMOGRAPHICS

	2022	2021	2020
Population Estimate	23,588	23,428	23,286
Median Household Income	\$50,100	\$41,784	\$45,446
Poverty Estimate, Individuals of All Ages	3,689	4,129	3,996
Poverty Estimate, Children Under Age 18	1,303	1,476	1,406
Labor Force	11,061	10,608	10,578
Employed	10,792	10,199	10,052
Unemployed	269	409	526
Unemployment Rate	2.4%	3.9%	5.0%

## BIRTHS AND DEATHS

	2022	2021	2020
Resident Births	317	337	315
Resident Deaths	299	303	307
Suicide	4	8	5
Homicide	2	3	0
Alcohol Induced Deaths	1	6	7
Drug Induced Deaths	2	1	4
Smoking Attributable Deaths	64	54	51

Source: Missouri Department of Health and Senior Services

## IMPAIRED DRIVING

	2022	2021	2020
Alcohol Involved Fatal Crashes	2	0	1
Alcohol Involved Injury Crashes	20	13	18
Alcohol Involved Property Damage Crashes	23	8	30
Killed in Alcohol Involved Crashes	4	0	1
Injured in Alcohol Involved Crashes	31	16	26
Drug Involved Fatal Crashes	1	1	0
Drug Involved Injury Crashes	1	4	2
Drug Involved Property Damage Crashes	3	2	3
Killed in Drug Involved Crashes	3	1	0
Injured in Drug Involved Crashes	2	6	6

Source: Missouri Department of Public Safety, Missouri State Highway Patrol.

## POLICE REPORTS

	2022	2021	2020
DUI Arrests, DWI Tracking System	145	138	116
Liquor Law Arrests	5	6	3
Drug Arrests	37	16	32
Violent Offenses	163	134	75
Domestic Violence Reports	108	95	116
Property Offenses	240	217	220

Source: Missouri Department of Public Safety, Missouri State Highway Patrol.

## CRIMINAL JUSTICE

	FY 2023	FY 2022	FY 2021
Treatment Court Participants	38	49	61
Drug Conviction: Probation	10	10	18
Drug Conviction: Prison	7	3	7
Drug Conviction: Parole	11	11	15
DWI Conviction: Probation	8	10	9
DWI Conviction: Prison	3	4	5
DWI Conviction: Parole	7	6	11

Sources: Missouri Office of State Courts Administrator; Missouri Department of Corrections.

## JUVENILE PLACEMENTS \*

	2022	2021	2020
Total Out-of-Home Placements	80	63	60
Parental Alcohol Use Reported	12	0	4
Parental Drug Use Reported	28	28	21
Parental Use of Both Alcohol and Drugs Reported	0	0	1

Source: Missouri Department of Social Services, Children's Division

\* The Children's Division reports do not encompass all reasons for a removal from home but document adverse conditions. Multiple factors are often considered when a child is placed out of the home. Removals involving parental substance use conditions are included in this profile. Some 2022 data are not fully compatible with prior years' data due to category changes.

## HOSPITAL / EMERGENCY ROOM \*\*

Principal Disorder	2021	2020	2019
Alcohol Use: E.R. Services, then Discharged	32	29	31
Alcohol Use: E.R. Services, then Admitted	4	28	21
Alcohol Use: Admitted without E.R. Services	12	19	18
Drug Use: E.R. Services, then Discharged	18	33	32
Drug Use: E.R. Services, then Admitted	31	26	24
Drug Use: Admitted without E.R. Services	9	13	17
Mental: E.R. Services, then Discharged	75	48	76
Mental: E.R. Services, then Admitted	91	69	77
Mental: Admitted without E.R. Services	89	73	66

## HOSPITAL / EMERGENCY ROOM

Secondary Disorder	2021	2020	2019
Alcohol Use: E.R. Services, then Discharged	27	43	35
Alcohol Use: E.R. Services, then Admitted	61	66	53
Alcohol Use: Admitted without E.R. Services	60	75	50
Drug Use: E.R. Services, then Discharged	61	73	81
Drug Use: E.R. Services, then Admitted	93	93	80
Drug Use: Admitted without E.R. Services	100	97	76
Mental: E.R. Services, then Discharged	368	351	285
Mental: E.R. Services, then Admitted	274	293	188
Mental: Admitted without E.R. Services	372	372	296

Source: Missouri Department of Health and Senior Services

\*\* Hospital encounters are categorized based on ICD-10 diagnosis codes. Beginning with 2020 data, individuals with more than one encounter for a substance use or mental disorder are counted for each encounter they have during the calendar year.

## JUVENILE COURT REFERRALS

	2022	2021	2020
Child Abuse	4	2	3
Child Neglect	86	96	71
Child Custody Issues	0	1	0
Juvenile Violent Offenses	32	19	11
Juvenile Alcohol Offenses	4	4	11
Juvenile Drug Offenses	29	18	9
School Truancy	27	15	3
Absent from Home	9	12	9
Beyond Parental Control	31	11	15
Injurious Behavior	31	24	14

Source: Missouri Office of State Courts Administrator.

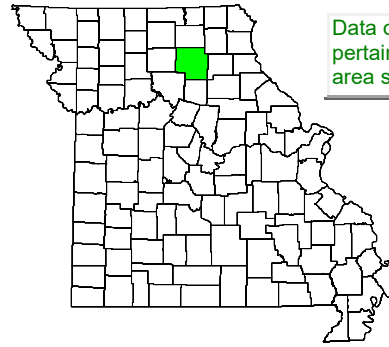
## SCHOOL REPORTS \*\*\*

	2022-23	2021-22	2020-21
Reported School Suspensions	42	56	32
Reported Substance Related Suspensions	22	26	20
Reported Violence or Weapon Suspensions	7	0	0
Enrollment Grades K-8	2,361	2,337	2,329
Enrollment Grades 9-12	1,053	1,087	1,067
Dropouts	6	18	26

Source: Missouri Department of Elementary and Secondary Education.

\*\*\* County-level data are aggregated by school district. Reported suspensions and dropouts fewer than 5 in a district are suppressed and represented as zero in the county totals.

# MACON COUNTY



Data on this page pertain to the map area shaded green.

## DEMOGRAPHICS

	2022	2021	2020
Population Estimate	15,049	15,167	15,197
Median Household Income	\$52,847	\$49,295	\$49,013
Poverty Estimate, Individuals of All Ages	2,074	2,042	1,912
Poverty Estimate, Children Under Age 18	642	704	619
Labor Force	7,168	7,365	7,435
Employed	6,987	7,093	7,079
Unemployed	181	272	356
Unemployment Rate	2.5%	3.7%	4.8%

## BIRTHS AND DEATHS

	2022	2021	2020
Resident Births	179	168	180
Resident Deaths	217	227	268
Suicide	4	5	7
Homicide	0	0	0
Alcohol Induced Deaths	1	2	0
Drug Induced Deaths	2	0	1
Smoking Attributable Deaths	31	36	42

Source: Missouri Department of Health and Senior Services

## IMPAIRED DRIVING

	2022	2021	2020
Alcohol Involved Fatal Crashes	0	0	0
Alcohol Involved Injury Crashes	3	7	5
Alcohol Involved Property Damage Crashes	4	7	3
Killed in Alcohol Involved Crashes	0	0	0
Injured in Alcohol Involved Crashes	5	8	8
Drug Involved Fatal Crashes	0	0	0
Drug Involved Injury Crashes	0	0	3
Drug Involved Property Damage Crashes	2	0	0
Killed in Drug Involved Crashes	0	0	0
Injured in Drug Involved Crashes	0	0	3

Source: Missouri Department of Public Safety, Missouri State Highway Patrol.

## POLICE REPORTS

	2022	2021	2020
DUI Arrests, DWI Tracking System	51	33	49
Liquor Law Arrests	0	4	2
Drug Arrests	52	30	80
Violent Offenses	18	10	27
Domestic Violence Reports	96	55	158
Property Offenses	156	159	161

Source: Missouri Department of Public Safety, Missouri State Highway Patrol.

## CRIMINAL JUSTICE

	FY 2023	FY 2022	FY 2021
Treatment Court Participants	21	21	24
Drug Conviction: Probation	26	26	23
Drug Conviction: Prison	12	12	10
Drug Conviction: Parole	10	15	15
DWI Conviction: Probation	2	2	2
DWI Conviction: Prison	2	0	1
DWI Conviction: Parole	1	1	0

Sources: Missouri Office of State Courts Administrator; Missouri Department of Corrections.

## JUVENILE PLACEMENTS \*

	2022	2021	2020
Total Out-of-Home Placements	21	29	27
Parental Alcohol Use Reported	2	1	4
Parental Drug Use Reported	7	7	7
Parental Use of Both Alcohol and Drugs Reporte	0	1	0

Source: Missouri Department of Social Services, Children's Division

\* The Children's Division reports do not encompass all reasons for a removal from home but document adverse conditions. Multiple factors are often considered when a child is placed out of the home. Removals involving parental substance use conditions are included in this profile. Some 2022 data are not fully compatible with prior years' data due to category changes.

## HOSPITAL / EMERGENCY ROOM \*\*

Principal Disorder	2021	2020	2019
Alcohol Use: E.R. Services, then Discharged	16	25	18
Alcohol Use: E.R. Services, then Admitted	1	5	6
Alcohol Use: Admitted without E.R. Services	5	5	5
Drug Use: E.R. Services, then Discharged	13	10	7
Drug Use: E.R. Services, then Admitted	2	3	7
Drug Use: Admitted without E.R. Services	4	3	1
Mental: E.R. Services, then Discharged	103	93	99
Mental: E.R. Services, then Admitted	46	16	34
Mental: Admitted without E.R. Services	72	76	37

## HOSPITAL / EMERGENCY ROOM

Secondary Disorder	2021	2020	2019
Alcohol Use: E.R. Services, then Discharged	11	10	4
Alcohol Use: E.R. Services, then Admitted	16	20	18
Alcohol Use: Admitted without E.R. Services	35	36	28
Drug Use: E.R. Services, then Discharged	16	10	10
Drug Use: E.R. Services, then Admitted	19	19	21
Drug Use: Admitted without E.R. Services	33	42	30
Mental: E.R. Services, then Discharged	141	223	138
Mental: E.R. Services, then Admitted	107	149	98
Mental: Admitted without E.R. Services	496	488	316

Source: Missouri Department of Health and Senior Services

\*\* Hospital encounters are categorized based on ICD-10 diagnosis codes. Beginning with 2020 data, individuals with more than one encounter for a substance use or mental disorder are counted for each encounter they have during the calendar year.

## JUVENILE COURT REFERRALS

	2022	2021	2020
Child Abuse	6	4	4
Child Neglect	34	35	39
Child Custody Issues	2	3	2
Juvenile Violent Offenses	5	5	4
Juvenile Alcohol Offenses	0	0	1
Juvenile Drug Offenses	5	2	1
School Truancy	20	34	14
Absent from Home	5	4	2
Beyond Parental Control	13	13	14
Injurious Behavior	37	17	25

Source: Missouri Office of State Courts Administrator.

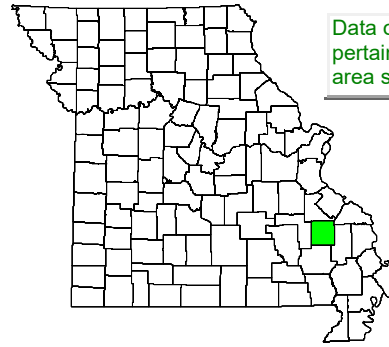
## SCHOOL REPORTS \*\*\*

	2022-23	2021-22	2020-21
Reported School Suspensions	0	0	0
Reported Substance Related Suspensions	0	0	0
Reported Violence or Weapon Suspensions	0	0	0
Enrollment Grades K-8	1,327	1,313	1,367
Enrollment Grades 9-12	720	736	715
Dropouts	12	10	0

Source: Missouri Department of Elementary and Secondary Education.

\*\*\* County-level data are aggregated by school district. Reported suspensions and dropouts fewer than 5 in a district are suppressed and represented as zero in the county totals.

# MADISON COUNTY



Data on this page pertain to the map area shaded green.

## DEMOGRAPHICS

	2022	2021	2020
Population Estimate	12,753	12,671	12,626
Median Household Income	\$47,068	\$46,428	\$45,002
Poverty Estimate, Individuals of All Ages	2,228	1,727	1,935
Poverty Estimate, Children Under Age 18	715	603	630
Labor Force	5,366	5,473	5,475
Employed	5,211	5,231	5,117
Unemployed	155	242	358
Unemployment Rate	2.9%	4.4%	6.5%

## BIRTHS AND DEATHS

	2022	2021	2020
Resident Births	122	133	132
Resident Deaths	193	217	210
Suicide	1	3	3
Homicide	0	0	1
Alcohol Induced Deaths	2	0	0
Drug Induced Deaths	5	4	7
Smoking Attributable Deaths	41	37	28

Source: Missouri Department of Health and Senior Services

## IMPAIRED DRIVING

	2022	2021	2020
Alcohol Involved Fatal Crashes	1	0	0
Alcohol Involved Injury Crashes	5	6	7
Alcohol Involved Property Damage Crashes	5	10	11
Killed in Alcohol Involved Crashes	1	0	0
Injured in Alcohol Involved Crashes	5	7	9
Drug Involved Fatal Crashes	0	0	0
Drug Involved Injury Crashes	1	0	3
Drug Involved Property Damage Crashes	0	0	1
Killed in Drug Involved Crashes	0	0	0
Injured in Drug Involved Crashes	1	0	3

Source: Missouri Department of Public Safety, Missouri State Highway Patrol.

## POLICE REPORTS

	2022	2021	2020
DUI Arrests, DWI Tracking System	37	55	44
Liquor Law Arrests	1	2	0
Drug Arrests	71	24	16
Violent Offenses	20	18	30
Domestic Violence Reports	36	76	73
Property Offenses	149	165	113

Source: Missouri Department of Public Safety, Missouri State Highway Patrol.

## CRIMINAL JUSTICE

	FY 2023	FY 2022	FY 2021
Treatment Court Participants	8	14	8
Drug Conviction: Probation	11	26	12
Drug Conviction: Prison	11	10	9
Drug Conviction: Parole	10	12	7
DWI Conviction: Probation	2	0	1
DWI Conviction: Prison	0	0	0
DWI Conviction: Parole	0	0	0

Sources: Missouri Office of State Courts Administrator; Missouri Department of Corrections.

## JUVENILE PLACEMENTS \*

	2022	2021	2020
Total Out-of-Home Placements	15	26	17
Parental Alcohol Use Reported	0	0	2
Parental Drug Use Reported	10	15	6
Parental Use of Both Alcohol and Drugs Reported	0	0	1

Source: Missouri Department of Social Services, Children's Division

\* The Children's Division reports do not encompass all reasons for a removal from home but document adverse conditions. Multiple factors are often considered when a child is placed out of the home. Removals involving parental substance use conditions are included in this profile. Some 2022 data are not fully compatible with prior years' data due to category changes.

## HOSPITAL / EMERGENCY ROOM \*\*

Principal Disorder	2021	2020	2019
Alcohol Use: E.R. Services, then Discharged	21	24	21
Alcohol Use: E.R. Services, then Admitted	7	3	3
Alcohol Use: Admitted without E.R. Services	2	4	9
Drug Use: E.R. Services, then Discharged	28	28	18
Drug Use: E.R. Services, then Admitted	6	5	2
Drug Use: Admitted without E.R. Services	6	9	6
Mental: E.R. Services, then Discharged	192	151	135
Mental: E.R. Services, then Admitted	33	11	23
Mental: Admitted without E.R. Services	84	89	55

## HOSPITAL / EMERGENCY ROOM

Secondary Disorder	2021	2020	2019
Alcohol Use: E.R. Services, then Discharged	14	24	26
Alcohol Use: E.R. Services, then Admitted	29	20	12
Alcohol Use: Admitted without E.R. Services	29	25	26
Drug Use: E.R. Services, then Discharged	75	69	85
Drug Use: E.R. Services, then Admitted	37	22	29
Drug Use: Admitted without E.R. Services	62	75	54
Mental: E.R. Services, then Discharged	353	487	408
Mental: E.R. Services, then Admitted	206	163	82
Mental: Admitted without E.R. Services	284	328	170

Source: Missouri Department of Health and Senior Services

\*\* Hospital encounters are categorized based on ICD-10 diagnosis codes. Beginning with 2020 data, individuals with more than one encounter for a substance use or mental disorder are counted for each encounter they have during the calendar year.

## JUVENILE COURT REFERRALS

	2022	2021	2020
Child Abuse	1	5	9
Child Neglect	17	32	7
Child Custody Issues	0	0	0
Juvenile Violent Offenses	3	10	8
Juvenile Alcohol Offenses	0	2	0
Juvenile Drug Offenses	0	1	1
School Truancy	5	4	7
Absent from Home	0	0	0
Beyond Parental Control	3	6	2
Injurious Behavior	7	3	6

Source: Missouri Office of State Courts Administrator.

## SCHOOL REPORTS \*\*\*

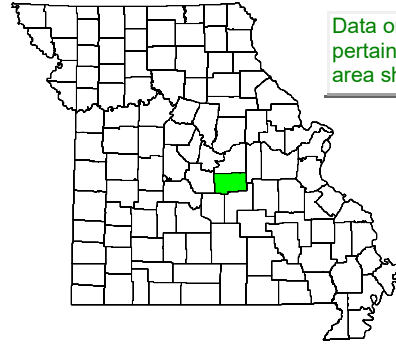
	2022-23	2021-22	2020-21
Reported School Suspensions	40	38	28
Reported Substance Related Suspensions	11	0	0
Reported Violence or Weapon Suspensions	0	0	0
Enrollment Grades K-8	1,366	1,374	1,443
Enrollment Grades 9-12	621	633	635
Dropouts	0	0	7

Source: Missouri Department of Elementary and Secondary Education.

\*\*\* County-level data are aggregated by school district. Reported suspensions and dropouts fewer than 5 in a district are suppressed and represented as zero in the county totals.



# MARIES COUNTY



Data on this page pertain to the map area shaded green.

DEMOGRAPHICS	2022	2021	2020
Population Estimate	8,431	8,422	8,452
Median Household Income	\$54,815	\$52,560	\$47,698
Poverty Estimate, Individuals of All Ages	1,290	941	1,121
Poverty Estimate, Children Under Age 18	344	285	303
Labor Force	3,833	3,898	3,909
Employed	3,736	3,748	3,720
Unemployed	97	150	189
Unemployment Rate	2.5%	3.8%	4.8%

BIRTHS AND DEATHS	2022	2021	2020
Resident Births	99	96	101
Resident Deaths	132	134	152
Suicide	3	0	1
Homicide	0	0	0
Alcohol Induced Deaths	0	2	0
Drug Induced Deaths	1	0	6
Smoking Attributable Deaths	27	23	23

Source: Missouri Department of Health and Senior Services

IMPAIRED DRIVING	2022	2021	2020
Alcohol Involved Fatal Crashes	0	0	1
Alcohol Involved Injury Crashes	4	2	4
Alcohol Involved Property Damage Crashes	2	30	7
Killed in Alcohol Involved Crashes	0	0	1
Injured in Alcohol Involved Crashes	7	2	4
Drug Involved Fatal Crashes	0	0	0
Drug Involved Injury Crashes	1	2	0
Drug Involved Property Damage Crashes	0	1	0
Killed in Drug Involved Crashes	0	0	0
Injured in Drug Involved Crashes	1	2	0

Source: Missouri Department of Public Safety, Missouri State Highway Patrol.

POLICE REPORTS	2022	2021	2020
DUI Arrests, DWI Tracking System	21	40	26
Liquor Law Arrests	0	0	0
Drug Arrests	31	33	43
Violent Offenses	26	11	29
Domestic Violence Reports	20	17	22
Property Offenses	145	63	50

Source: Missouri Department of Public Safety, Missouri State Highway Patrol.

CRIMINAL JUSTICE	FY 2023	FY 2022	FY 2021
Treatment Court Participants	0	0	0
Drug Conviction: Probation	22	25	13
Drug Conviction: Prison	8	6	4
Drug Conviction: Parole	6	1	11
DWI Conviction: Probation	3	4	3
DWI Conviction: Prison	1	0	0
DWI Conviction: Parole	0	0	3

Sources: Missouri Office of State Courts Administrator; Missouri Department of Corrections.

JUVENILE PLACEMENTS *	2022	2021	2020
Total Out-of-Home Placements	6	10	21
Parental Alcohol Use Reported	0	0	0
Parental Drug Use Reported	5	9	14
Parental Use of Both Alcohol and Drugs Reporte	0	0	0

Source: Missouri Department of Social Services, Children's Division

\* The Children's Division reports do not encompass all reasons for a removal from home but document adverse conditions. Multiple factors are often considered when a child is placed out of the home. Removals involving parental substance use conditions are included in this profile. Some 2022 data are not fully compatible with prior years' data due to category changes.

HOSPITAL / EMERGENCY ROOM **	2021	2020	2019
<b>Principal Disorder</b>			
Alcohol Use: E.R. Services, then Discharged	12	8	7
Alcohol Use: E.R. Services, then Admitted	2	2	3
Alcohol Use: Admitted without E.R. Services	3	2	4
Drug Use: E.R. Services, then Discharged	11	5	7
Drug Use: E.R. Services, then Admitted	3	5	1
Drug Use: Admitted without E.R. Services	2	0	5
Mental: E.R. Services, then Discharged	60	41	35
Mental: E.R. Services, then Admitted	22	26	20
Mental: Admitted without E.R. Services	73	42	23

HOSPITAL / EMERGENCY ROOM	2021	2020	2019
<b>Secondary Disorder</b>			
Alcohol Use: E.R. Services, then Discharged	14	11	10
Alcohol Use: E.R. Services, then Admitted	12	28	24
Alcohol Use: Admitted without E.R. Services	26	14	14
Drug Use: E.R. Services, then Discharged	32	20	10
Drug Use: E.R. Services, then Admitted	14	24	22
Drug Use: Admitted without E.R. Services	41	20	15
Mental: E.R. Services, then Discharged	144	142	92
Mental: E.R. Services, then Admitted	95	136	108
Mental: Admitted without E.R. Services	187	114	79

Source: Missouri Department of Health and Senior Services

\*\* Hospital encounters are categorized based on ICD-10 diagnosis codes. Beginning with 2020 data, individuals with more than one encounter for a substance use or mental disorder are counted for each encounter they have during the calendar year.

JUVENILE COURT REFERRALS	2022	2021	2020
Child Abuse	2	2	8
Child Neglect	21	20	20
Child Custody Issues	3	1	0
Juvenile Violent Offenses	1	0	1
Juvenile Alcohol Offenses	4	0	0
Juvenile Drug Offenses	1	0	0
School Truancy	0	7	1
Absent from Home	0	0	0
Beyond Parental Control	0	0	1
Injurious Behavior	4	7	4

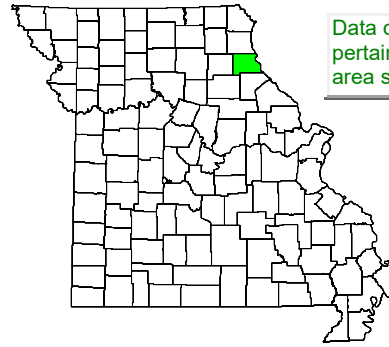
Source: Missouri Office of State Courts Administrator.

SCHOOL REPORTS ***	2022-23	2021-22	2020-21
Reported School Suspensions	18	8	0
Reported Substance Related Suspensions	5	0	0
Reported Violence or Weapon Suspensions	0	0	0
Enrollment Grades K-8	738	749	757
Enrollment Grades 9-12	412	403	386
Dropouts	6	11	6

Source: Missouri Department of Elementary and Secondary Education.

\*\*\* County-level data are aggregated by school district. Reported suspensions and dropouts fewer than 5 in a district are suppressed and represented as zero in the county totals.

# MARION COUNTY



Data on this page pertain to the map area shaded green.

## DEMOGRAPHICS

	2022	2021	2020
Population Estimate	28,438	28,502	28,480
Median Household Income	\$57,635	\$54,542	\$54,230
Poverty Estimate, Individuals of All Ages	3,378	3,760	3,890
Poverty Estimate, Children Under Age 18	1,012	1,137	1,121
Labor Force	13,731	14,197	14,299
Employed	13,407	13,705	13,612
Unemployed	324	492	687
Unemployment Rate	2.4%	3.5%	4.8%

## BIRTHS AND DEATHS

	2022	2021	2020
Resident Births	320	338	300
Resident Deaths	401	396	374
Suicide	5	6	4
Homicide	1	2	1
Alcohol Induced Deaths	1	0	5
Drug Induced Deaths	9	10	4
Smoking Attributable Deaths	61	53	57

Source: Missouri Department of Health and Senior Services

## IMPAIRED DRIVING

	2022	2021	2020
Alcohol Involved Fatal Crashes	3	1	0
Alcohol Involved Injury Crashes	12	10	21
Alcohol Involved Property Damage Crashes	21	31	19
Killed in Alcohol Involved Crashes	3	1	0
Injured in Alcohol Involved Crashes	15	11	24
Drug Involved Fatal Crashes	0	1	0
Drug Involved Injury Crashes	9	4	8
Drug Involved Property Damage Crashes	6	3	3
Killed in Drug Involved Crashes	0	1	0
Injured in Drug Involved Crashes	16	5	14

Source: Missouri Department of Public Safety, Missouri State Highway Patrol.

## POLICE REPORTS

	2022	2021	2020
DUI Arrests, DWI Tracking System	116	154	132
Liquor Law Arrests	0	18	2
Drug Arrests	316	325	289
Violent Offenses	82	69	86
Domestic Violence Reports	211	235	215
Property Offenses	676	876	1,069

Source: Missouri Department of Public Safety, Missouri State Highway Patrol.

## CRIMINAL JUSTICE

	FY 2023	FY 2022	FY 2021
Treatment Court Participants	19	22	29
Drug Conviction: Probation	64	58	29
Drug Conviction: Prison	53	70	66
Drug Conviction: Parole	70	71	92
DWI Conviction: Probation	4	2	1
DWI Conviction: Prison	1	0	1
DWI Conviction: Parole	1	0	2

Sources: Missouri Office of State Courts Administrator; Missouri Department of Corrections.

## JUVENILE PLACEMENTS \*

	2022	2021	2020
Total Out-of-Home Placements	78	72	44
Parental Alcohol Use Reported	6	8	4
Parental Drug Use Reported	48	35	17
Parental Use of Both Alcohol and Drugs Reported	4	3	0

Source: Missouri Department of Social Services, Children's Division

\* The Children's Division reports do not encompass all reasons for a removal from home but document adverse conditions. Multiple factors are often considered when a child is placed out of the home. Removals involving parental substance use conditions are included in this profile. Some 2022 data are not fully compatible with prior years' data due to category changes.

## HOSPITAL / EMERGENCY ROOM \*\*

Principal Disorder	2021	2020	2019
Alcohol Use: E.R. Services, then Discharged	80	74	47
Alcohol Use: E.R. Services, then Admitted	18	4	9
Alcohol Use: Admitted without E.R. Services	10	10	8
Drug Use: E.R. Services, then Discharged	51	42	42
Drug Use: E.R. Services, then Admitted	12	7	13
Drug Use: Admitted without E.R. Services	10	4	6
Mental: E.R. Services, then Discharged	202	190	187
Mental: E.R. Services, then Admitted	82	50	50
Mental: Admitted without E.R. Services	235	173	113

## HOSPITAL / EMERGENCY ROOM

Secondary Disorder	2021	2020	2019
Alcohol Use: E.R. Services, then Discharged	77	115	73
Alcohol Use: E.R. Services, then Admitted	92	83	73
Alcohol Use: Admitted without E.R. Services	54	37	40
Drug Use: E.R. Services, then Discharged	236	182	57
Drug Use: E.R. Services, then Admitted	105	104	86
Drug Use: Admitted without E.R. Services	82	76	67
Mental: E.R. Services, then Discharged	695	1,270	374
Mental: E.R. Services, then Admitted	756	752	415
Mental: Admitted without E.R. Services	349	304	201

Source: Missouri Department of Health and Senior Services

\*\* Hospital encounters are categorized based on ICD-10 diagnosis codes. Beginning with 2020 data, individuals with more than one encounter for a substance use or mental disorder are counted for each encounter they have during the calendar year.

## JUVENILE COURT REFERRALS

	2022	2021	2020
Child Abuse	0	2	3
Child Neglect	33	5	5
Child Custody Issues	2	2	0
Juvenile Violent Offenses	27	30	9
Juvenile Alcohol Offenses	8	2	0
Juvenile Drug Offenses	25	11	1
School Truancy	26	29	10
Absent from Home	2	0	0
Beyond Parental Control	59	51	40
Injurious Behavior	10	16	19

Source: Missouri Office of State Courts Administrator.

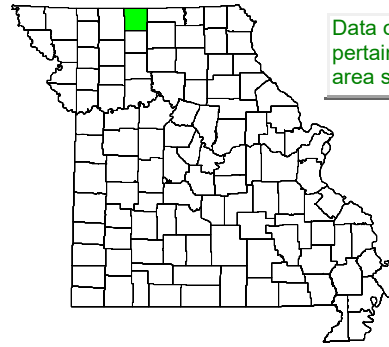
## SCHOOL REPORTS \*\*\*

	2022-23	2021-22	2020-21
Reported School Suspensions	96	110	34
Reported Substance Related Suspensions	30	10	6
Reported Violence or Weapon Suspensions	5	0	8
Enrollment Grades K-8	3,030	3,128	3,174
Enrollment Grades 9-12	1,506	1,530	1,491
Dropouts	17	30	16

Source: Missouri Department of Elementary and Secondary Education.

\*\*\* County-level data are aggregated by school district. Reported suspensions and dropouts fewer than 5 in a district are suppressed and represented as zero in the county totals.

# MERCER COUNTY



Data on this page pertain to the map area shaded green.

## DEMOGRAPHICS

	2022	2021	2020
Population Estimate	3,437	3,469	3,513
Median Household Income	\$49,715	\$49,815	\$45,934
Poverty Estimate, Individuals of All Ages	509	448	477
Poverty Estimate, Children Under Age 18	156	156	146
Labor Force	1,686	1,805	1,889
Employed	1,645	1,752	1,821
Unemployed	41	53	68
Unemployment Rate	2.4%	2.9%	3.6%

## BIRTHS AND DEATHS

	2022	2021	2020
Resident Births	59	42	46
Resident Deaths	46	52	70
Suicide	0	1	3
Homicide	0	0	0
Alcohol Induced Deaths	0	0	1
Drug Induced Deaths	1	0	0
Smoking Attributable Deaths	5	8	9

Source: Missouri Department of Health and Senior Services

## IMPAIRED DRIVING

	2022	2021	2020
Alcohol Involved Fatal Crashes	0	0	0
Alcohol Involved Injury Crashes	1	0	1
Alcohol Involved Property Damage Crashes	2	3	0
Killed in Alcohol Involved Crashes	0	0	0
Injured in Alcohol Involved Crashes	1	0	2
Drug Involved Fatal Crashes	0	0	0
Drug Involved Injury Crashes	0	0	0
Drug Involved Property Damage Crashes	0	0	0
Killed in Drug Involved Crashes	0	0	0
Injured in Drug Involved Crashes	0	0	0

Source: Missouri Department of Public Safety, Missouri State Highway Patrol.

## POLICE REPORTS

	2022	2021	2020
DUI Arrests, DWI Tracking System	10	8	2
Liquor Law Arrests	0	0	0
Drug Arrests	1	0	0
Violent Offenses	1	1	2
Domestic Violence Reports	6	0	0
Property Offenses	8	1	7

Source: Missouri Department of Public Safety, Missouri State Highway Patrol.

## CRIMINAL JUSTICE

	FY 2023	FY 2022	FY 2021
Treatment Court Participants	4	3	2
Drug Conviction: Probation	3	4	0
Drug Conviction: Prison	2	0	2
Drug Conviction: Parole	2	0	3
DWI Conviction: Probation	1	1	0
DWI Conviction: Prison	0	0	0
DWI Conviction: Parole	0	0	0

Sources: Missouri Office of State Courts Administrator; Missouri Department of Corrections.

## JUVENILE PLACEMENTS \*

	2022	2021	2020
Total Out-of-Home Placements	0	5	0
Parental Alcohol Use Reported	0	0	0
Parental Drug Use Reported	0	5	0
Parental Use of Both Alcohol and Drugs Reporte	0	0	0

Source: Missouri Department of Social Services, Children's Division

\* The Children's Division reports do not encompass all reasons for a removal from home but document adverse conditions. Multiple factors are often considered when a child is placed out of the home. Removals involving parental substance use conditions are included in this profile. Some 2022 data are not fully compatible with prior years' data due to category changes.

## HOSPITAL / EMERGENCY ROOM \*\*

Principal Disorder	2021	2020	2019
Alcohol Use: E.R. Services, then Discharged	2	4	2
Alcohol Use: E.R. Services, then Admitted	0	0	0
Alcohol Use: Admitted without E.R. Services	0	0	1
Drug Use: E.R. Services, then Discharged	0	1	1
Drug Use: E.R. Services, then Admitted	1	0	0
Drug Use: Admitted without E.R. Services	0	0	1
Mental: E.R. Services, then Discharged	17	11	15
Mental: E.R. Services, then Admitted	7	7	2
Mental: Admitted without E.R. Services	32	19	9

## HOSPITAL / EMERGENCY ROOM

Secondary Disorder	2021	2020	2019
Alcohol Use: E.R. Services, then Discharged	6	5	7
Alcohol Use: E.R. Services, then Admitted	1	3	1
Alcohol Use: Admitted without E.R. Services	16	9	12
Drug Use: E.R. Services, then Discharged	9	7	9
Drug Use: E.R. Services, then Admitted	3	5	1
Drug Use: Admitted without E.R. Services	8	13	6
Mental: E.R. Services, then Discharged	32	45	31
Mental: E.R. Services, then Admitted	5	7	3
Mental: Admitted without E.R. Services	93	134	65

Source: Missouri Department of Health and Senior Services

\*\* Hospital encounters are categorized based on ICD-10 diagnosis codes. Beginning with 2020 data, individuals with more than one encounter for a substance use or mental disorder are counted for each encounter they have during the calendar year.

## JUVENILE COURT REFERRALS

	2022	2021	2020
Child Abuse	2	0	6
Child Neglect	7	24	13
Child Custody Issues	0	0	0
Juvenile Violent Offenses	1	2	4
Juvenile Alcohol Offenses	0	0	1
Juvenile Drug Offenses	0	0	0
School Truancy	2	0	0
Absent from Home	0	2	0
Beyond Parental Control	0	0	1
Injurious Behavior	6	1	0

Source: Missouri Office of State Courts Administrator.

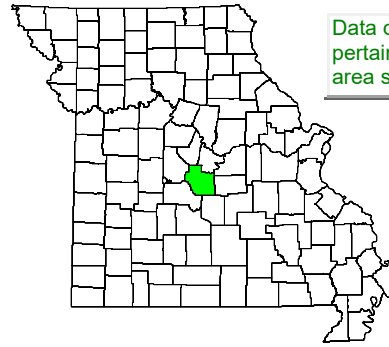
## SCHOOL REPORTS \*\*\*

	2022-23	2021-22	2020-21
Reported School Suspensions	0	0	0
Reported Substance Related Suspensions	0	0	0
Reported Violence or Weapon Suspensions	0	0	0
Enrollment Grades K-8	312	327	327
Enrollment Grades 9-12	160	159	166
Dropouts	0	0	0

Source: Missouri Department of Elementary and Secondary Education.

\*\*\* County-level data are aggregated by school district. Reported suspensions and dropouts fewer than 5 in a district are suppressed and represented as zero in the county totals.

# MILLER COUNTY



Data on this page pertain to the map area shaded green.

## DEMOGRAPHICS

	2022	2021	2020
Population Estimate	25,403	24,943	24,770
Median Household Income	\$61,711	\$47,185	\$51,348
Poverty Estimate, Individuals of All Ages	3,142	3,696	3,542
Poverty Estimate, Children Under Age 18	1,040	1,157	1,136
Labor Force	12,714	12,593	12,308
Employed	12,392	12,076	11,547
Unemployed	322	517	761
Unemployment Rate	2.5%	4.1%	6.2%

## BIRTHS AND DEATHS

	2022	2021	2020
Resident Births	295	313	299
Resident Deaths	320	366	347
Suicide	7	4	1
Homicide	0	2	1
Alcohol Induced Deaths	4	3	3
Drug Induced Deaths	2	3	2
Smoking Attributable Deaths	48	57	52

Source: Missouri Department of Health and Senior Services

## IMPAIRED DRIVING

	2022	2021	2020
Alcohol Involved Fatal Crashes	0	2	2
Alcohol Involved Injury Crashes	13	19	19
Alcohol Involved Property Damage Crashes	24	20	25
Killed in Alcohol Involved Crashes	0	3	2
Injured in Alcohol Involved Crashes	18	26	22
Drug Involved Fatal Crashes	0	1	1
Drug Involved Injury Crashes	5	3	2
Drug Involved Property Damage Crashes	4	4	5
Killed in Drug Involved Crashes	0	2	1
Injured in Drug Involved Crashes	6	5	2

Source: Missouri Department of Public Safety, Missouri State Highway Patrol.

## POLICE REPORTS

	2022	2021	2020
DUI Arrests, DWI Tracking System	171	142	151
Liquor Law Arrests	0	0	0
Drug Arrests	113	28	144
Violent Offenses	88	30	34
Domestic Violence Reports	87	56	138
Property Offenses	216	73	364

Source: Missouri Department of Public Safety, Missouri State Highway Patrol.

## CRIMINAL JUSTICE

	FY 2023	FY 2022	FY 2021
Treatment Court Participants	3	2	4
Drug Conviction: Probation	43	54	40
Drug Conviction: Prison	28	34	34
Drug Conviction: Parole	26	27	37
DWI Conviction: Probation	6	4	3
DWI Conviction: Prison	3	2	2
DWI Conviction: Parole	3	0	1

Sources: Missouri Office of State Courts Administrator; Missouri Department of Corrections.

## JUVENILE PLACEMENTS \*

	2022	2021	2020
Total Out-of-Home Placements	22	25	24
Parental Alcohol Use Reported	0	0	2
Parental Drug Use Reported	15	8	16
Parental Use of Both Alcohol and Drugs Reported	0	0	2

Source: Missouri Department of Social Services, Children's Division

\* The Children's Division reports do not encompass all reasons for a removal from home but document adverse conditions. Multiple factors are often considered when a child is placed out of the home. Removals involving parental substance use conditions are included in this profile. Some 2022 data are not fully compatible with prior years' data due to category changes.

## HOSPITAL / EMERGENCY ROOM \*\*

Principal Disorder	2021	2020	2019
Alcohol Use: E.R. Services, then Discharged	40	30	32
Alcohol Use: E.R. Services, then Admitted	12	10	8
Alcohol Use: Admitted without E.R. Services	15	10	6
Drug Use: E.R. Services, then Discharged	22	25	39
Drug Use: E.R. Services, then Admitted	3	9	10
Drug Use: Admitted without E.R. Services	6	5	8
Mental: E.R. Services, then Discharged	205	187	186
Mental: E.R. Services, then Admitted	80	80	68
Mental: Admitted without E.R. Services	95	116	65

## HOSPITAL / EMERGENCY ROOM

Secondary Disorder	2021	2020	2019
Alcohol Use: E.R. Services, then Discharged	69	52	49
Alcohol Use: E.R. Services, then Admitted	36	53	30
Alcohol Use: Admitted without E.R. Services	69	65	44
Drug Use: E.R. Services, then Discharged	93	89	63
Drug Use: E.R. Services, then Admitted	67	52	61
Drug Use: Admitted without E.R. Services	90	95	61
Mental: E.R. Services, then Discharged	863	747	443
Mental: E.R. Services, then Admitted	173	230	150
Mental: Admitted without E.R. Services	443	376	283

Source: Missouri Department of Health and Senior Services

\*\* Hospital encounters are categorized based on ICD-10 diagnosis codes. Beginning with 2020 data, individuals with more than one encounter for a substance use or mental disorder are counted for each encounter they have during the calendar year.

## JUVENILE COURT REFERRALS

	2022	2021	2020
Child Abuse	33	28	25
Child Neglect	29	28	40
Child Custody Issues	59	71	57
Juvenile Violent Offenses	39	10	6
Juvenile Alcohol Offenses	0	2	5
Juvenile Drug Offenses	6	10	1
School Truancy	9	16	12
Absent from Home	4	6	2
Beyond Parental Control	8	11	18
Injurious Behavior	9	12	2

Source: Missouri Office of State Courts Administrator.

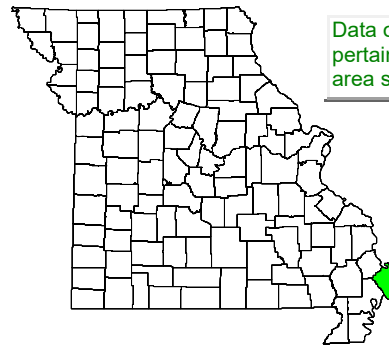
## SCHOOL REPORTS \*\*\*

	2022-23	2021-22	2020-21
Reported School Suspensions	82	44	51
Reported Substance Related Suspensions	16	6	0
Reported Violence or Weapon Suspensions	0	0	0
Enrollment Grades K-8	3,394	3,384	3,380
Enrollment Grades 9-12	1,605	1,580	1,540
Dropouts	14	12	8

Source: Missouri Department of Elementary and Secondary Education.

\*\*\* County-level data are aggregated by school district. Reported suspensions and dropouts fewer than 5 in a district are suppressed and represented as zero in the county totals.

# MISSISSIPPI COUNTY



Data on this page pertain to the map area shaded green.

## DEMOGRAPHICS

	2022	2021	2020
Population Estimate	11,688	12,129	12,130
Median Household Income	\$42,364	\$38,559	\$39,621
Poverty Estimate, Individuals of All Ages	2,710	2,593	2,148
Poverty Estimate, Children Under Age 18	915	781	857
Labor Force	5,158	5,440	5,701
Employed	4,994	5,186	5,396
Unemployed	164	254	305
Unemployment Rate	3.2%	4.7%	5.3%

## BIRTHS AND DEATHS

	2022	2021	2020
Resident Births	152	132	146
Resident Deaths	208	221	219
Suicide	3	3	2
Homicide	1	0	3
Alcohol Induced Deaths	0	0	1
Drug Induced Deaths	2	1	1
Smoking Attributable Deaths	34	38	38

Source: Missouri Department of Health and Senior Services

## IMPAIRED DRIVING

	2022	2021	2020
Alcohol Involved Fatal Crashes	1	0	0
Alcohol Involved Injury Crashes	2	1	1
Alcohol Involved Property Damage Crashes	8	7	6
Killed in Alcohol Involved Crashes	1	0	0
Injured in Alcohol Involved Crashes	3	1	2
Drug Involved Fatal Crashes	0	1	0
Drug Involved Injury Crashes	1	2	1
Drug Involved Property Damage Crashes	3	2	1
Killed in Drug Involved Crashes	0	1	0
Injured in Drug Involved Crashes	1	2	1

Source: Missouri Department of Public Safety, Missouri State Highway Patrol.

## POLICE REPORTS

	2022	2021	2020
DUI Arrests, DWI Tracking System	53	52	40
Liquor Law Arrests	2	0	1
Drug Arrests	111	48	25
Violent Offenses	60	90	47
Domestic Violence Reports	74	91	36
Property Offenses	263	186	137

Source: Missouri Department of Public Safety, Missouri State Highway Patrol.

## CRIMINAL JUSTICE

	FY 2023	FY 2022	FY 2021
Treatment Court Participants	21	21	22
Drug Conviction: Probation	48	37	14
Drug Conviction: Prison	30	40	18
Drug Conviction: Parole	30	19	23
DWI Conviction: Probation	1	0	4
DWI Conviction: Prison	2	0	2
DWI Conviction: Parole	2	1	0

Sources: Missouri Office of State Courts Administrator; Missouri Department of Corrections.

## JUVENILE PLACEMENTS \*

	2022	2021	2020
Total Out-of-Home Placements	29	21	17
Parental Alcohol Use Reported	1	0	0
Parental Drug Use Reported	23	10	11
Parental Use of Both Alcohol and Drugs Reported	0	0	0

Source: Missouri Department of Social Services, Children's Division

\* The Children's Division reports do not encompass all reasons for a removal from home but document adverse conditions. Multiple factors are often considered when a child is placed out of the home. Removals involving parental substance use conditions are included in this profile. Some 2022 data are not fully compatible with prior years' data due to category changes.

## HOSPITAL / EMERGENCY ROOM \*\*

Principal Disorder	2021	2020	2019
Alcohol Use: E.R. Services, then Discharged	18	23	29
Alcohol Use: E.R. Services, then Admitted	2	3	0
Alcohol Use: Admitted without E.R. Services	9	9	11
Drug Use: E.R. Services, then Discharged	65	49	42
Drug Use: E.R. Services, then Admitted	5	4	8
Drug Use: Admitted without E.R. Services	5	11	20
Mental: E.R. Services, then Discharged	111	131	103
Mental: E.R. Services, then Admitted	29	28	12
Mental: Admitted without E.R. Services	101	122	65

## HOSPITAL / EMERGENCY ROOM

Secondary Disorder	2021	2020	2019
Alcohol Use: E.R. Services, then Discharged	20	29	20
Alcohol Use: E.R. Services, then Admitted	5	11	10
Alcohol Use: Admitted without E.R. Services	52	64	40
Drug Use: E.R. Services, then Discharged	108	116	111
Drug Use: E.R. Services, then Admitted	26	23	19
Drug Use: Admitted without E.R. Services	128	149	93
Mental: E.R. Services, then Discharged	431	360	333
Mental: E.R. Services, then Admitted	46	28	28
Mental: Admitted without E.R. Services	412	440	303

Source: Missouri Department of Health and Senior Services

\*\* Hospital encounters are categorized based on ICD-10 diagnosis codes. Beginning with 2020 data, individuals with more than one encounter for a substance use or mental disorder are counted for each encounter they have during the calendar year.

## JUVENILE COURT REFERRALS

	2022	2021	2020
Child Abuse	0	0	0
Child Neglect	45	28	22
Child Custody Issues	0	0	0
Juvenile Violent Offenses	16	32	14
Juvenile Alcohol Offenses	1	0	2
Juvenile Drug Offenses	4	2	4
School Truancy	29	17	49
Absent from Home	6	16	1
Beyond Parental Control	5	9	5
Injurious Behavior	19	12	4

Source: Missouri Office of State Courts Administrator.

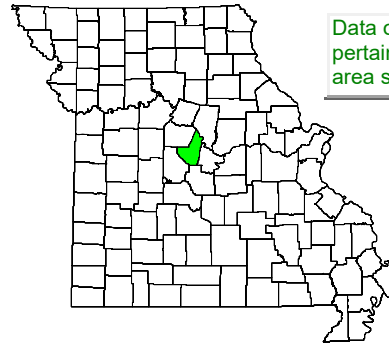
## SCHOOL REPORTS \*\*\*

	2022-23	2021-22	2020-21
Reported School Suspensions	59	58	20
Reported Substance Related Suspensions	0	0	0
Reported Violence or Weapon Suspensions	0	0	0
Enrollment Grades K-8	1,172	1,203	1,243
Enrollment Grades 9-12	539	574	572
Dropouts	11	5	16

Source: Missouri Department of Elementary and Secondary Education.

\*\*\* County-level data are aggregated by school district. Reported suspensions and dropouts fewer than 5 in a district are suppressed and represented as zero in the county totals.

# MONITEAU COUNTY



Data on this page pertain to the map area shaded green.

## DEMOGRAPHICS

	2022	2021	2020
Population Estimate	15,220	15,284	15,213
Median Household Income	\$64,519	\$56,419	\$51,138
Poverty Estimate, Individuals of All Ages	1,655	1,658	1,699
Poverty Estimate, Children Under Age 18	573	574	622
Labor Force	7,072	7,049	7,368
Employed	6,912	6,810	7,055
Unemployed	160	239	313
Unemployment Rate	2.3%	3.4%	4.2%

## BIRTHS AND DEATHS

	2022	2021	2020
Resident Births	212	190	188
Resident Deaths	191	174	199
Suicide	5	2	7
Homicide	2	0	0
Alcohol Induced Deaths	1	1	1
Drug Induced Deaths	0	0	3
Smoking Attributable Deaths	32	25	24

Source: Missouri Department of Health and Senior Services

## IMPAIRED DRIVING

	2022	2021	2020
Alcohol Involved Fatal Crashes	1	1	0
Alcohol Involved Injury Crashes	1	3	3
Alcohol Involved Property Damage Crashes	6	6	5
Killed in Alcohol Involved Crashes	1	1	0
Injured in Alcohol Involved Crashes	2	8	3
Drug Involved Fatal Crashes	0	0	0
Drug Involved Injury Crashes	0	0	1
Drug Involved Property Damage Crashes	1	1	0
Killed in Drug Involved Crashes	0	0	0
Injured in Drug Involved Crashes	0	0	3

Source: Missouri Department of Public Safety, Missouri State Highway Patrol.

## POLICE REPORTS

	2022	2021	2020
DUI Arrests, DWI Tracking System	32	42	38
Liquor Law Arrests	0	0	0
Drug Arrests	2	0	12
Violent Offenses	10	0	1
Domestic Violence Reports	5	0	7
Property Offenses	15	0	15

Source: Missouri Department of Public Safety, Missouri State Highway Patrol.

## CRIMINAL JUSTICE

	FY 2023	FY 2022	FY 2021
Treatment Court Participants	3	4	3
Drug Conviction: Probation	23	48	33
Drug Conviction: Prison	21	23	8
Drug Conviction: Parole	12	25	11
DWI Conviction: Probation	6	0	0
DWI Conviction: Prison	0	1	0
DWI Conviction: Parole	0	0	1

Sources: Missouri Office of State Courts Administrator; Missouri Department of Corrections.

## JUVENILE PLACEMENTS \*

	2022	2021	2020
Total Out-of-Home Placements	16	7	7
Parental Alcohol Use Reported	1	0	0
Parental Drug Use Reported	7	2	4
Parental Use of Both Alcohol and Drugs Reported	0	0	0

Source: Missouri Department of Social Services, Children's Division

\* The Children's Division reports do not encompass all reasons for a removal from home but document adverse conditions. Multiple factors are often considered when a child is placed out of the home. Removals involving parental substance use conditions are included in this profile. Some 2022 data are not fully compatible with prior years' data due to category changes.

## HOSPITAL / EMERGENCY ROOM \*\*

Principal Disorder	2021	2020	2019
Alcohol Use: E.R. Services, then Discharged	15	12	13
Alcohol Use: E.R. Services, then Admitted	5	6	6
Alcohol Use: Admitted without E.R. Services	6	2	2
Drug Use: E.R. Services, then Discharged	8	9	5
Drug Use: E.R. Services, then Admitted	2	1	6
Drug Use: Admitted without E.R. Services	1	1	1
Mental: E.R. Services, then Discharged	87	96	105
Mental: E.R. Services, then Admitted	39	63	43
Mental: Admitted without E.R. Services	57	77	35

## HOSPITAL / EMERGENCY ROOM

Secondary Disorder	2021	2020	2019
Alcohol Use: E.R. Services, then Discharged	21	26	10
Alcohol Use: E.R. Services, then Admitted	28	27	23
Alcohol Use: Admitted without E.R. Services	13	9	10
Drug Use: E.R. Services, then Discharged	30	36	32
Drug Use: E.R. Services, then Admitted	28	46	30
Drug Use: Admitted without E.R. Services	22	22	24
Mental: E.R. Services, then Discharged	335	369	297
Mental: E.R. Services, then Admitted	151	231	133
Mental: Admitted without E.R. Services	147	126	103

Source: Missouri Department of Health and Senior Services

\*\* Hospital encounters are categorized based on ICD-10 diagnosis codes. Beginning with 2020 data, individuals with more than one encounter for a substance use or mental disorder are counted for each encounter they have during the calendar year.

## JUVENILE COURT REFERRALS

	2022	2021	2020
Child Abuse	2	0	3
Child Neglect	0	3	6
Child Custody Issues	19	0	1
Juvenile Violent Offenses	9	8	2
Juvenile Alcohol Offenses	0	0	0
Juvenile Drug Offenses	1	1	0
School Truancy	9	2	4
Absent from Home	5	9	0
Beyond Parental Control	1	1	4
Injurious Behavior	5	1	4

Source: Missouri Office of State Courts Administrator.

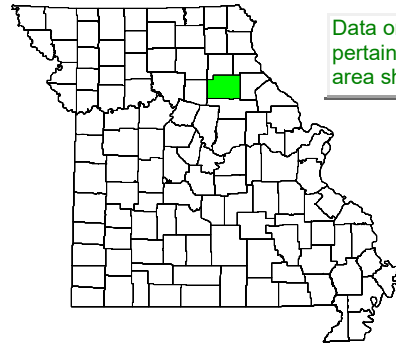
## SCHOOL REPORTS \*\*\*

	2022-23	2021-22	2020-21
Reported School Suspensions	13	0	12
Reported Substance Related Suspensions	0	0	7
Reported Violence or Weapon Suspensions	0	0	0
Enrollment Grades K-8	1,569	1,630	1,625
Enrollment Grades 9-12	700	709	721
Dropouts	0	8	0

Source: Missouri Department of Elementary and Secondary Education.

\*\*\* County-level data are aggregated by school district. Reported suspensions and dropouts fewer than 5 in a district are suppressed and represented as zero in the county totals.

# MONROE COUNTY



Data on this page pertain to the map area shaded green.

## DEMOGRAPHICS

	2022	2021	2020
Population Estimate	8,652	8,720	8,686
Median Household Income	\$50,276	\$52,079	\$48,661
Poverty Estimate, Individuals of All Ages	1,162	1,288	1,115
Poverty Estimate, Children Under Age 18	341	387	370
Labor Force	3,733	3,783	3,789
Employed	3,633	3,618	3,564
Unemployed	100	165	225
Unemployment Rate	2.7%	4.4%	5.9%

## BIRTHS AND DEATHS

	2022	2021	2020
Resident Births	97	89	99
Resident Deaths	123	122	127
Suicide	1	2	2
Homicide	0	0	1
Alcohol Induced Deaths	0	2	0
Drug Induced Deaths	1	1	1
Smoking Attributable Deaths	16	21	20

Source: Missouri Department of Health and Senior Services

## IMPAIRED DRIVING

	2022	2021	2020
Alcohol Involved Fatal Crashes	0	0	0
Alcohol Involved Injury Crashes	4	4	3
Alcohol Involved Property Damage Crashes	3	5	2
Killed in Alcohol Involved Crashes	0	0	0
Injured in Alcohol Involved Crashes	4	5	3
Drug Involved Fatal Crashes	0	0	0
Drug Involved Injury Crashes	1	2	1
Drug Involved Property Damage Crashes	0	1	0
Killed in Drug Involved Crashes	0	0	0
Injured in Drug Involved Crashes	2	2	1

Source: Missouri Department of Public Safety, Missouri State Highway Patrol.

## POLICE REPORTS

	2022	2021	2020
DUI Arrests, DWI Tracking System	34	22	18
Liquor Law Arrests	0	2	0
Drug Arrests	21	13	36
Violent Offenses	48	34	16
Domestic Violence Reports	33	24	16
Property Offenses	74	62	43

Source: Missouri Department of Public Safety, Missouri State Highway Patrol.

## CRIMINAL JUSTICE

	FY 2023	FY 2022	FY 2021
Treatment Court Participants	0	0	0
Drug Conviction: Probation	6	4	18
Drug Conviction: Prison	5	9	7
Drug Conviction: Parole	11	10	7
DWI Conviction: Probation	0	0	1
DWI Conviction: Prison	1	0	1
DWI Conviction: Parole	0	0	0

Sources: Missouri Office of State Courts Administrator; Missouri Department of Corrections.

## JUVENILE PLACEMENTS \*

	2022	2021	2020
Total Out-of-Home Placements	0	8	7
Parental Alcohol Use Reported	0	1	0
Parental Drug Use Reported	0	5	1
Parental Use of Both Alcohol and Drugs Reported	0	1	0

Source: Missouri Department of Social Services, Children's Division

\* The Children's Division reports do not encompass all reasons for a removal from home but document adverse conditions. Multiple factors are often considered when a child is placed out of the home. Removals involving parental substance use conditions are included in this profile. Some 2022 data are not fully compatible with prior years' data due to category changes.

## HOSPITAL / EMERGENCY ROOM \*\*

Principal Disorder	2021	2020	2019
Alcohol Use: E.R. Services, then Discharged	21	21	3
Alcohol Use: E.R. Services, then Admitted	5	3	1
Alcohol Use: Admitted without E.R. Services	1	2	1
Drug Use: E.R. Services, then Discharged	4	9	11
Drug Use: E.R. Services, then Admitted	1	4	1
Drug Use: Admitted without E.R. Services	0	2	0
Mental: E.R. Services, then Discharged	39	19	31
Mental: E.R. Services, then Admitted	20	33	24
Mental: Admitted without E.R. Services	50	24	19

## HOSPITAL / EMERGENCY ROOM

Secondary Disorder	2021	2020	2019
Alcohol Use: E.R. Services, then Discharged	18	12	6
Alcohol Use: E.R. Services, then Admitted	24	16	15
Alcohol Use: Admitted without E.R. Services	13	16	2
Drug Use: E.R. Services, then Discharged	25	18	8
Drug Use: E.R. Services, then Admitted	16	25	16
Drug Use: Admitted without E.R. Services	16	16	9
Mental: E.R. Services, then Discharged	105	184	96
Mental: E.R. Services, then Admitted	140	181	109
Mental: Admitted without E.R. Services	131	139	94

Source: Missouri Department of Health and Senior Services

\*\* Hospital encounters are categorized based on ICD-10 diagnosis codes. Beginning with 2020 data, individuals with more than one encounter for a substance use or mental disorder are counted for each encounter they have during the calendar year.

## JUVENILE COURT REFERRALS

	2022	2021	2020
Child Abuse	0	0	1
Child Neglect	4	6	0
Child Custody Issues	0	0	1
Juvenile Violent Offenses	0	0	0
Juvenile Alcohol Offenses	0	0	0
Juvenile Drug Offenses	0	1	1
School Truancy	2	7	4
Absent from Home	0	0	2
Beyond Parental Control	0	5	8
Injurious Behavior	0	0	1

Source: Missouri Office of State Courts Administrator.

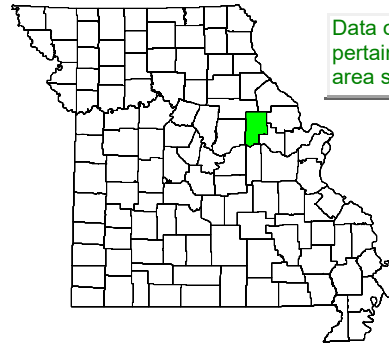
## SCHOOL REPORTS \*\*\*

	2022-23	2021-22	2020-21
Reported School Suspensions	7	12	6
Reported Substance Related Suspensions	0	5	0
Reported Violence or Weapon Suspensions	0	0	0
Enrollment Grades K-8	917	909	898
Enrollment Grades 9-12	450	458	467
Dropouts	0	0	0

Source: Missouri Department of Elementary and Secondary Education.

\*\*\* County-level data are aggregated by school district. Reported suspensions and dropouts fewer than 5 in a district are suppressed and represented as zero in the county totals.

# MONTGOMERY COUNTY



Data on this page pertain to the map area shaded green.

## DEMOGRAPHICS

	2022	2021	2020
Population Estimate	11,470	11,429	11,287
Median Household Income	\$56,538	\$52,818	\$56,447
Poverty Estimate, Individuals of All Ages	1,660	1,460	1,415
Poverty Estimate, Children Under Age 18	457	463	396
Labor Force	5,816	5,788	5,750
Employed	5,675	5,573	5,464
Unemployed	141	215	286
Unemployment Rate	2.4%	3.7%	5.0%

## BIRTHS AND DEATHS

	2022	2021	2020
Resident Births	112	136	120
Resident Deaths	191	185	195
Suicide	7	3	3
Homicide	0	0	0
Alcohol Induced Deaths	1	2	1
Drug Induced Deaths	6	1	5
Smoking Attributable Deaths	27	34	38

Source: Missouri Department of Health and Senior Services

## IMPAIRED DRIVING

	2022	2021	2020
Alcohol Involved Fatal Crashes	0	2	1
Alcohol Involved Injury Crashes	2	8	9
Alcohol Involved Property Damage Crashes	5	10	6
Killed in Alcohol Involved Crashes	0	2	1
Injured in Alcohol Involved Crashes	2	10	14
Drug Involved Fatal Crashes	0	1	0
Drug Involved Injury Crashes	1	1	3
Drug Involved Property Damage Crashes	3	5	0
Killed in Drug Involved Crashes	0	1	0
Injured in Drug Involved Crashes	1	1	4

Source: Missouri Department of Public Safety, Missouri State Highway Patrol.

## POLICE REPORTS

	2022	2021	2020
DUI Arrests, DWI Tracking System	52	56	36
Liquor Law Arrests	1	1	0
Drug Arrests	74	29	37
Violent Offenses	16	25	4
Domestic Violence Reports	32	50	51
Property Offenses	83	78	128

Source: Missouri Department of Public Safety, Missouri State Highway Patrol.

## CRIMINAL JUSTICE

	FY 2023	FY 2022	FY 2021
Treatment Court Participants	14	10	8
Drug Conviction: Probation	35	30	17
Drug Conviction: Prison	28	29	14
Drug Conviction: Parole	27	27	24
DWI Conviction: Probation	5	1	1
DWI Conviction: Prison	1	2	1
DWI Conviction: Parole	0	1	2

Sources: Missouri Office of State Courts Administrator; Missouri Department of Corrections.

## JUVENILE PLACEMENTS \*

	2022	2021	2020
Total Out-of-Home Placements	21	24	18
Parental Alcohol Use Reported	0	3	0
Parental Drug Use Reported	9	10	14
Parental Use of Both Alcohol and Drugs Reported	0	0	0

Source: Missouri Department of Social Services, Children's Division

\* The Children's Division reports do not encompass all reasons for a removal from home but document adverse conditions. Multiple factors are often considered when a child is placed out of the home. Removals involving parental substance use conditions are included in this profile. Some 2022 data are not fully compatible with prior years' data due to category changes.

## HOSPITAL / EMERGENCY ROOM \*\*

Principal Disorder	2021	2020	2019
Alcohol Use: E.R. Services, then Discharged	12	16	19
Alcohol Use: E.R. Services, then Admitted	8	5	3
Alcohol Use: Admitted without E.R. Services	8	4	4
Drug Use: E.R. Services, then Discharged	15	16	17
Drug Use: E.R. Services, then Admitted	5	4	5
Drug Use: Admitted without E.R. Services	5	5	6
Mental: E.R. Services, then Discharged	88	109	116
Mental: E.R. Services, then Admitted	93	110	73
Mental: Admitted without E.R. Services	61	73	37

## HOSPITAL / EMERGENCY ROOM

Secondary Disorder	2021	2020	2019
Alcohol Use: E.R. Services, then Discharged	15	25	27
Alcohol Use: E.R. Services, then Admitted	48	55	41
Alcohol Use: Admitted without E.R. Services	25	31	15
Drug Use: E.R. Services, then Discharged	28	42	46
Drug Use: E.R. Services, then Admitted	64	67	52
Drug Use: Admitted without E.R. Services	44	43	40
Mental: E.R. Services, then Discharged	107	152	169
Mental: E.R. Services, then Admitted	248	251	202
Mental: Admitted without E.R. Services	207	172	138

Source: Missouri Department of Health and Senior Services

\*\* Hospital encounters are categorized based on ICD-10 diagnosis codes. Beginning with 2020 data, individuals with more than one encounter for a substance use or mental disorder are counted for each encounter they have during the calendar year.

## JUVENILE COURT REFERRALS

	2022	2021	2020
Child Abuse	16	13	4
Child Neglect	28	31	20
Child Custody Issues	0	2	0
Juvenile Violent Offenses	11	9	5
Juvenile Alcohol Offenses	0	0	0
Juvenile Drug Offenses	3	3	4
School Truancy	10	3	2
Absent from Home	8	6	6
Beyond Parental Control	14	16	8
Injurious Behavior	49	40	41

Source: Missouri Office of State Courts Administrator.

## SCHOOL REPORTS \*\*\*

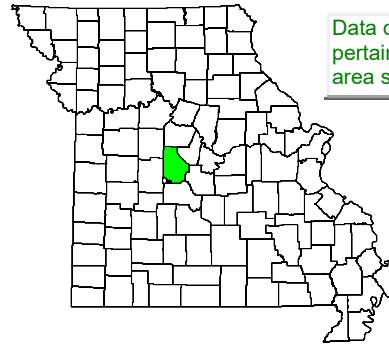
	2022-23	2021-22	2020-21
Reported School Suspensions	35	21	9
Reported Substance Related Suspensions	8	0	0
Reported Violence or Weapon Suspensions	6	6	0
Enrollment Grades K-8	927	969	951
Enrollment Grades 9-12	469	465	461
Dropouts	5	0	6

Source: Missouri Department of Elementary and Secondary Education.

\*\*\* County-level data are aggregated by school district. Reported suspensions and dropouts fewer than 5 in a district are suppressed and represented as zero in the county totals.



# MORGAN COUNTY



Data on this page pertain to the map area shaded green.

## DEMOGRAPHICS

	2022	2021	2020
Population Estimate	21,785	21,417	20,990
Median Household Income	\$51,700	\$50,410	\$51,582
Poverty Estimate, Individuals of All Ages	4,121	3,710	3,061
Poverty Estimate, Children Under Age 18	1,227	1,198	1,035
Labor Force	8,287	8,540	8,273
Employed	8,041	8,137	7,755
Unemployed	246	403	518
Unemployment Rate	3.0%	4.7%	6.3%

## BIRTHS AND DEATHS

	2022	2021	2020
Resident Births	266	254	272
Resident Deaths	340	327	338
Suicide	8	6	2
Homicide	1	1	2
Alcohol Induced Deaths	1	1	1
Drug Induced Deaths	3	4	3
Smoking Attributable Deaths	51	47	59

Source: Missouri Department of Health and Senior Services

## IMPAIRED DRIVING

	2022	2021	2020
Alcohol Involved Fatal Crashes	2	0	3
Alcohol Involved Injury Crashes	9	13	12
Alcohol Involved Property Damage Crashes	10	25	17
Killed in Alcohol Involved Crashes	2	0	3
Injured in Alcohol Involved Crashes	12	15	16
Drug Involved Fatal Crashes	0	1	2
Drug Involved Injury Crashes	0	0	1
Drug Involved Property Damage Crashes	1	0	1
Killed in Drug Involved Crashes	0	1	2
Injured in Drug Involved Crashes	0	0	1

Source: Missouri Department of Public Safety, Missouri State Highway Patrol.

## POLICE REPORTS

	2022	2021	2020
DUI Arrests, DWI Tracking System	53	73	56
Liquor Law Arrests	0	1	2
Drug Arrests	66	25	22
Violent Offenses	74	7	30
Domestic Violence Reports	129	31	58
Property Offenses	130	57	87

Source: Missouri Department of Public Safety, Missouri State Highway Patrol.

## CRIMINAL JUSTICE

	FY 2023	FY 2022	FY 2021
Treatment Court Participants	0	0	0
Drug Conviction: Probation	55	66	56
Drug Conviction: Prison	56	53	41
Drug Conviction: Parole	53	41	56
DWI Conviction: Probation	10	11	3
DWI Conviction: Prison	5	3	3
DWI Conviction: Parole	2	1	1

Sources: Missouri Office of State Courts Administrator; Missouri Department of Corrections.

## JUVENILE PLACEMENTS \*

	2022	2021	2020
Total Out-of-Home Placements	20	24	27
Parental Alcohol Use Reported	0	0	3
Parental Drug Use Reported	10	11	19
Parental Use of Both Alcohol and Drugs Reported	0	0	3

Source: Missouri Department of Social Services, Children's Division

\* The Children's Division reports do not encompass all reasons for a removal from home but document adverse conditions. Multiple factors are often considered when a child is placed out of the home. Removals involving parental substance use conditions are included in this profile. Some 2022 data are not fully compatible with prior years' data due to category changes.

## HOSPITAL / EMERGENCY ROOM \*\*

Principal Disorder	2021	2020	2019
Alcohol Use: E.R. Services, then Discharged	31	42	22
Alcohol Use: E.R. Services, then Admitted	8	15	10
Alcohol Use: Admitted without E.R. Services	15	13	8
Drug Use: E.R. Services, then Discharged	29	25	23
Drug Use: E.R. Services, then Admitted	1	4	1
Drug Use: Admitted without E.R. Services	4	6	6
Mental: E.R. Services, then Discharged	176	150	134
Mental: E.R. Services, then Admitted	81	79	53
Mental: Admitted without E.R. Services	134	135	69

## HOSPITAL / EMERGENCY ROOM

Secondary Disorder	2021	2020	2019
Alcohol Use: E.R. Services, then Discharged	64	90	47
Alcohol Use: E.R. Services, then Admitted	22	42	32
Alcohol Use: Admitted without E.R. Services	65	66	67
Drug Use: E.R. Services, then Discharged	112	87	56
Drug Use: E.R. Services, then Admitted	50	52	46
Drug Use: Admitted without E.R. Services	84	94	80
Mental: E.R. Services, then Discharged	889	839	543
Mental: E.R. Services, then Admitted	206	237	150
Mental: Admitted without E.R. Services	507	506	304

Source: Missouri Department of Health and Senior Services

\*\* Hospital encounters are categorized based on ICD-10 diagnosis codes. Beginning with 2020 data, individuals with more than one encounter for a substance use or mental disorder are counted for each encounter they have during the calendar year.

## JUVENILE COURT REFERRALS

	2022	2021	2020
Child Abuse	4	1	22
Child Neglect	7	16	15
Child Custody Issues	42	64	54
Juvenile Violent Offenses	13	15	13
Juvenile Alcohol Offenses	0	0	0
Juvenile Drug Offenses	3	1	0
School Truancy	15	7	1
Absent from Home	10	5	3
Beyond Parental Control	1	3	2
Injurious Behavior	10	15	6

Source: Missouri Office of State Courts Administrator.

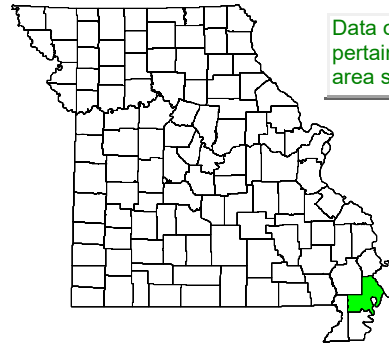
## SCHOOL REPORTS \*\*\*

	2022-23	2021-22	2020-21
Reported School Suspensions	28	24	8
Reported Substance Related Suspensions	7	5	0
Reported Violence or Weapon Suspensions	0	0	0
Enrollment Grades K-8	1,362	1,371	1,304
Enrollment Grades 9-12	660	645	619
Dropouts	0	0	0

Source: Missouri Department of Elementary and Secondary Education.

\*\*\* County-level data are aggregated by school district. Reported suspensions and dropouts fewer than 5 in a district are suppressed and represented as zero in the county totals.

# NEW MADRID COUNTY



Data on this page pertain to the map area shaded green.

## DEMOGRAPHICS

	2022	2021	2020
Population Estimate	15,695	16,024	16,331
Median Household Income	\$48,162	\$39,778	\$41,553
Poverty Estimate, Individuals of All Ages	2,653	3,467	3,080
Poverty Estimate, Children Under Age 18	905	1,101	967
Labor Force	8,096	8,326	8,483
Employed	7,855	7,930	7,991
Unemployed	241	396	492
Unemployment Rate	3.0%	4.8%	5.8%

## BIRTHS AND DEATHS

	2022	2021	2020
Resident Births	176	202	199
Resident Deaths	308	300	337
Suicide	6	1	0
Homicide	0	1	5
Alcohol Induced Deaths	4	2	2
Drug Induced Deaths	5	5	6
Smoking Attributable Deaths	58	48	57

Source: Missouri Department of Health and Senior Services

## IMPAIRED DRIVING

	2022	2021	2020
Alcohol Involved Fatal Crashes	1	0	2
Alcohol Involved Injury Crashes	4	6	4
Alcohol Involved Property Damage Crashes	9	13	13
Killed in Alcohol Involved Crashes	1	0	3
Injured in Alcohol Involved Crashes	7	8	6
Drug Involved Fatal Crashes	1	0	1
Drug Involved Injury Crashes	1	4	0
Drug Involved Property Damage Crashes	4	6	2
Killed in Drug Involved Crashes	1	0	1
Injured in Drug Involved Crashes	4	6	0

Source: Missouri Department of Public Safety, Missouri State Highway Patrol.

## POLICE REPORTS

	2022	2021	2020
DUI Arrests, DWI Tracking System	65	75	57
Liquor Law Arrests	0	0	0
Drug Arrests	119	52	22
Violent Offenses	61	87	68
Domestic Violence Reports	39	56	58
Property Offenses	258	282	168

Source: Missouri Department of Public Safety, Missouri State Highway Patrol.

## CRIMINAL JUSTICE

	FY 2023	FY 2022	FY 2021
Treatment Court Participants	5	6	7
Drug Conviction: Probation	56	69	59
Drug Conviction: Prison	28	28	26
Drug Conviction: Parole	31	31	35
DWI Conviction: Probation	5	4	5
DWI Conviction: Prison	3	2	1
DWI Conviction: Parole	2	0	1

Sources: Missouri Office of State Courts Administrator; Missouri Department of Corrections.

## JUVENILE PLACEMENTS \*

	2022	2021	2020
Total Out-of-Home Placements	40	34	33
Parental Alcohol Use Reported	0	0	0
Parental Drug Use Reported	22	22	25
Parental Use of Both Alcohol and Drugs Reported	0	0	0

Source: Missouri Department of Social Services, Children's Division

\* The Children's Division reports do not encompass all reasons for a removal from home but document adverse conditions. Multiple factors are often considered when a child is placed out of the home. Removals involving parental substance use conditions are included in this profile. Some 2022 data are not fully compatible with prior years' data due to category changes.

## HOSPITAL / EMERGENCY ROOM \*\*

Principal Disorder	2021	2020	2019
Alcohol Use: E.R. Services, then Discharged	20	19	16
Alcohol Use: E.R. Services, then Admitted	5	0	3
Alcohol Use: Admitted without E.R. Services	9	8	5
Drug Use: E.R. Services, then Discharged	42	55	39
Drug Use: E.R. Services, then Admitted	5	9	4
Drug Use: Admitted without E.R. Services	10	16	22
Mental: E.R. Services, then Discharged	139	151	148
Mental: E.R. Services, then Admitted	27	23	17
Mental: Admitted without E.R. Services	179	220	144

## HOSPITAL / EMERGENCY ROOM

Secondary Disorder	2021	2020	2019
Alcohol Use: E.R. Services, then Discharged	23	33	28
Alcohol Use: E.R. Services, then Admitted	20	13	15
Alcohol Use: Admitted without E.R. Services	55	58	59
Drug Use: E.R. Services, then Discharged	107	95	88
Drug Use: E.R. Services, then Admitted	38	26	29
Drug Use: Admitted without E.R. Services	167	148	90
Mental: E.R. Services, then Discharged	475	468	413
Mental: E.R. Services, then Admitted	93	122	68
Mental: Admitted without E.R. Services	490	543	330

Source: Missouri Department of Health and Senior Services

\*\* Hospital encounters are categorized based on ICD-10 diagnosis codes. Beginning with 2020 data, individuals with more than one encounter for a substance use or mental disorder are counted for each encounter they have during the calendar year.

## JUVENILE COURT REFERRALS

	2022	2021	2020
Child Abuse	16	16	12
Child Neglect	50	35	44
Child Custody Issues	1	0	1
Juvenile Violent Offenses	12	10	11
Juvenile Alcohol Offenses	2	0	0
Juvenile Drug Offenses	14	11	5
School Truancy	20	19	18
Absent from Home	16	10	5
Beyond Parental Control	23	26	19
Injurious Behavior	62	48	35

Source: Missouri Office of State Courts Administrator.

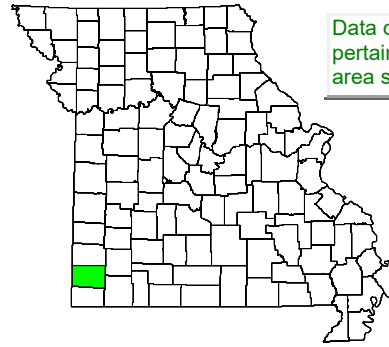
## SCHOOL REPORTS \*\*\*

	2022-23	2021-22	2020-21
Reported School Suspensions	58	33	5
Reported Substance Related Suspensions	7	0	0
Reported Violence or Weapon Suspensions	0	0	0
Enrollment Grades K-8	1,574	1,624	1,644
Enrollment Grades 9-12	782	759	746
Dropouts	0	7	6

Source: Missouri Department of Elementary and Secondary Education.

\*\*\* County-level data are aggregated by school district. Reported suspensions and dropouts fewer than 5 in a district are suppressed and represented as zero in the county totals.

# NEWTON COUNTY



Data on this page pertain to the map area shaded green.

## DEMOGRAPHICS

	2022	2021	2020
Population Estimate	60,011	59,437	58,684
Median Household Income	\$57,423	\$58,832	\$52,798
Poverty Estimate, Individuals of All Ages	8,726	8,784	7,978
Poverty Estimate, Children Under Age 18	2,701	2,963	2,381
Labor Force	26,914	27,045	26,732
Employed	26,262	26,014	25,179
Unemployed	652	1,031	1,553
Unemployment Rate	2.4%	3.8%	5.8%

## BIRTHS AND DEATHS

	2022	2021	2020
Resident Births	708	692	645
Resident Deaths	765	818	747
Suicide	12	15	5
Homicide	1	3	2
Alcohol Induced Deaths	8	10	1
Drug Induced Deaths	10	16	11
Smoking Attributable Deaths	123	125	127

Source: Missouri Department of Health and Senior Services

## IMPAIRED DRIVING

	2022	2021	2020
Alcohol Involved Fatal Crashes	2	5	2
Alcohol Involved Injury Crashes	39	30	28
Alcohol Involved Property Damage Crashes	37	30	38
Killed in Alcohol Involved Crashes	2	6	2
Injured in Alcohol Involved Crashes	49	42	38
Drug Involved Fatal Crashes	1	1	2
Drug Involved Injury Crashes	5	6	8
Drug Involved Property Damage Crashes	9	10	7
Killed in Drug Involved Crashes	1	2	2
Injured in Drug Involved Crashes	9	9	11

Source: Missouri Department of Public Safety, Missouri State Highway Patrol.

## POLICE REPORTS

	2022	2021	2020
DUI Arrests, DWI Tracking System	232	270	261
Liquor Law Arrests	38	29	20
Drug Arrests	326	241	297
Violent Offenses	122	171	115
Domestic Violence Reports	357	413	473
Property Offenses	1,017	1,012	1,232

Source: Missouri Department of Public Safety, Missouri State Highway Patrol.

## CRIMINAL JUSTICE

	FY 2023	FY 2022	FY 2021
Treatment Court Participants	70	56	48
Drug Conviction: Probation	46	44	26
Drug Conviction: Prison	9	18	14
Drug Conviction: Parole	24	15	40
DWI Conviction: Probation	7	17	18
DWI Conviction: Prison	4	5	5
DWI Conviction: Parole	5	6	1

Sources: Missouri Office of State Courts Administrator; Missouri Department of Corrections.

## JUVENILE PLACEMENTS \*

	2022	2021	2020
Total Out-of-Home Placements	130	147	102
Parental Alcohol Use Reported	7	7	17
Parental Drug Use Reported	48	66	44
Parental Use of Both Alcohol and Drugs Reporte	6	2	12

Source: Missouri Department of Social Services, Children's Division

\* The Children's Division reports do not encompass all reasons for a removal from home but document adverse conditions. Multiple factors are often considered when a child is placed out of the home. Removals involving parental substance use conditions are included in this profile. Some 2022 data are not fully compatible with prior years' data due to category changes.

## HOSPITAL / EMERGENCY ROOM \*\*

Principal Disorder	2021	2020	2019
Alcohol Use: E.R. Services, then Discharged	95	158	109
Alcohol Use: E.R. Services, then Admitted	77	77	45
Alcohol Use: Admitted without E.R. Services	21	30	26
Drug Use: E.R. Services, then Discharged	61	102	87
Drug Use: E.R. Services, then Admitted	59	47	36
Drug Use: Admitted without E.R. Services	30	16	21
Mental: E.R. Services, then Discharged	220	238	239
Mental: E.R. Services, then Admitted	241	226	183
Mental: Admitted without E.R. Services	290	200	173

## HOSPITAL / EMERGENCY ROOM

Secondary Disorder	2021	2020	2019
Alcohol Use: E.R. Services, then Discharged	108	110	95
Alcohol Use: E.R. Services, then Admitted	180	163	125
Alcohol Use: Admitted without E.R. Services	101	99	83
Drug Use: E.R. Services, then Discharged	165	183	167
Drug Use: E.R. Services, then Admitted	253	214	162
Drug Use: Admitted without E.R. Services	165	151	128
Mental: E.R. Services, then Discharged	1,397	1,262	1,039
Mental: E.R. Services, then Admitted	999	1,006	594
Mental: Admitted without E.R. Services	800	868	531

Source: Missouri Department of Health and Senior Services

\*\* Hospital encounters are categorized based on ICD-10 diagnosis codes. Beginning with 2020 data, individuals with more than one encounter for a substance use or mental disorder are counted for each encounter they have during the calendar year.

## JUVENILE COURT REFERRALS

	2022	2021	2020
Child Abuse	20	8	10
Child Neglect	120	153	108
Child Custody Issues	0	0	3
Juvenile Violent Offenses	57	54	47
Juvenile Alcohol Offenses	26	9	20
Juvenile Drug Offenses	46	12	12
School Truancy	15	16	11
Absent from Home	57	46	50
Beyond Parental Control	47	29	28
Injurious Behavior	49	45	24

Source: Missouri Office of State Courts Administrator.

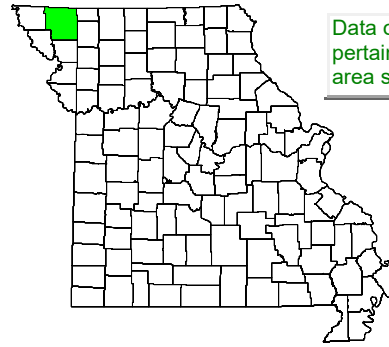
## SCHOOL REPORTS \*\*\*

	2022-23	2021-22	2020-21
Reported School Suspensions	62	84	26
Reported Substance Related Suspensions	18	37	7
Reported Violence or Weapon Suspensions	0	0	0
Enrollment Grades K-8	5,734	5,720	5,499
Enrollment Grades 9-12	2,660	2,559	2,480
Dropouts	36	41	47

Source: Missouri Department of Elementary and Secondary Education.

\*\*\* County-level data are aggregated by school district. Reported suspensions and dropouts fewer than 5 in a district are suppressed and represented as zero in the county totals.

# NODAWAY COUNTY



Data on this page pertain to the map area shaded green.

## DEMOGRAPHICS

	2022	2021	2020
Population Estimate	20,670	20,984	21,000
Median Household Income	\$57,507	\$49,751	\$55,821
Poverty Estimate, Individuals of All Ages	3,332	2,725	2,785
Poverty Estimate, Children Under Age 18	506	383	440
Labor Force	10,893	10,791	10,722
Employed	10,654	10,473	10,232
Unemployed	239	318	490
Unemployment Rate	2.2%	2.9%	4.6%

## BIRTHS AND DEATHS

	2022	2021	2020
Resident Births	197	228	210
Resident Deaths	201	168	201
Suicide	0	1	4
Homicide	0	0	1
Alcohol Induced Deaths	4	0	3
Drug Induced Deaths	0	3	0
Smoking Attributable Deaths	27	23	28

Source: Missouri Department of Health and Senior Services

## IMPAIRED DRIVING

	2022	2021	2020
Alcohol Involved Fatal Crashes	1	0	0
Alcohol Involved Injury Crashes	11	12	7
Alcohol Involved Property Damage Crashes	12	12	10
Killed in Alcohol Involved Crashes	1	0	0
Injured in Alcohol Involved Crashes	17	15	9
Drug Involved Fatal Crashes	1	0	1
Drug Involved Injury Crashes	5	2	1
Drug Involved Property Damage Crashes	0	1	2
Killed in Drug Involved Crashes	1	0	1
Injured in Drug Involved Crashes	7	3	2

Source: Missouri Department of Public Safety, Missouri State Highway Patrol.

## POLICE REPORTS

	2022	2021	2020
DUI Arrests, DWI Tracking System	151	129	120
Liquor Law Arrests	81	120	65
Drug Arrests	45	75	49
Violent Offenses	46	48	9
Domestic Violence Reports	83	99	92
Property Offenses	265	276	196

Source: Missouri Department of Public Safety, Missouri State Highway Patrol.

## CRIMINAL JUSTICE

	FY 2023	FY 2022	FY 2021
Treatment Court Participants	15	16	19
Drug Conviction: Probation	12	20	17
Drug Conviction: Prison	9	7	12
Drug Conviction: Parole	8	19	17
DWI Conviction: Probation	3	1	2
DWI Conviction: Prison	1	1	1
DWI Conviction: Parole	2	1	3

Sources: Missouri Office of State Courts Administrator; Missouri Department of Corrections.

## JUVENILE PLACEMENTS \*

	2022	2021	2020
Total Out-of-Home Placements	37	29	60
Parental Alcohol Use Reported	2	3	3
Parental Drug Use Reported	7	6	19
Parental Use of Both Alcohol and Drugs Reported	1	0	1

Source: Missouri Department of Social Services, Children's Division

\* The Children's Division reports do not encompass all reasons for a removal from home but document adverse conditions. Multiple factors are often considered when a child is placed out of the home. Removals involving parental substance use conditions are included in this profile. Some 2022 data are not fully compatible with prior years' data due to category changes.

## HOSPITAL / EMERGENCY ROOM \*\*

Principal Disorder	2021	2020	2019
Alcohol Use: E.R. Services, then Discharged	25	28	22
Alcohol Use: E.R. Services, then Admitted	11	13	16
Alcohol Use: Admitted without E.R. Services	3	5	2
Drug Use: E.R. Services, then Discharged	18	18	16
Drug Use: E.R. Services, then Admitted	8	11	4
Drug Use: Admitted without E.R. Services	3	2	2
Mental: E.R. Services, then Discharged	164	125	105
Mental: E.R. Services, then Admitted	84	108	97
Mental: Admitted without E.R. Services	79	81	60

## HOSPITAL / EMERGENCY ROOM

Secondary Disorder	2021	2020	2019
Alcohol Use: E.R. Services, then Discharged	44	31	22
Alcohol Use: E.R. Services, then Admitted	33	57	35
Alcohol Use: Admitted without E.R. Services	33	41	36
Drug Use: E.R. Services, then Discharged	44	46	46
Drug Use: E.R. Services, then Admitted	60	56	42
Drug Use: Admitted without E.R. Services	54	34	39
Mental: E.R. Services, then Discharged	1,620	1,148	504
Mental: E.R. Services, then Admitted	269	239	150
Mental: Admitted without E.R. Services	313	241	159

Source: Missouri Department of Health and Senior Services

\*\* Hospital encounters are categorized based on ICD-10 diagnosis codes. Beginning with 2020 data, individuals with more than one encounter for a substance use or mental disorder are counted for each encounter they have during the calendar year.

## JUVENILE COURT REFERRALS

	2022	2021	2020
Child Abuse	9	11	6
Child Neglect	126	98	157
Child Custody Issues	0	3	0
Juvenile Violent Offenses	11	12	12
Juvenile Alcohol Offenses	6	17	1
Juvenile Drug Offenses	12	6	1
School Truancy	36	32	21
Absent from Home	4	3	2
Beyond Parental Control	68	73	55
Injurious Behavior	38	29	24

Source: Missouri Office of State Courts Administrator.

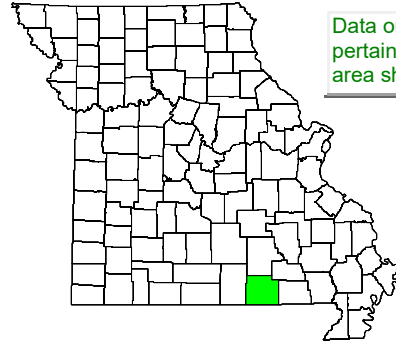
## SCHOOL REPORTS \*\*\*

	2022-23	2021-22	2020-21
Reported School Suspensions	5	11	0
Reported Substance Related Suspensions	0	0	0
Reported Violence or Weapon Suspensions	0	0	0
Enrollment Grades K-8	1,623	1,638	1,661
Enrollment Grades 9-12	858	844	849
Dropouts	0	0	0

Source: Missouri Department of Elementary and Secondary Education.

\*\*\* County-level data are aggregated by school district. Reported suspensions and dropouts fewer than 5 in a district are suppressed and represented as zero in the county totals.

# OREGON COUNTY



Data on this page pertain to the map area shaded green.

## DEMOGRAPHICS

	2022	2021	2020
Population Estimate	8,732	8,639	8,611
Median Household Income	\$45,273	\$37,898	\$37,835
Poverty Estimate, Individuals of All Ages	1,786	1,807	2,249
Poverty Estimate, Children Under Age 18	617	616	721
Labor Force	3,757	3,839	3,938
Employed	3,639	3,636	3,673
Unemployed	118	203	265
Unemployment Rate	3.1%	5.3%	6.7%

## BIRTHS AND DEATHS

	2022	2021	2020
Resident Births	99	115	105
Resident Deaths	190	179	165
Suicide	2	1	2
Homicide	0	0	0
Alcohol Induced Deaths	0	0	0
Drug Induced Deaths	2	1	0
Smoking Attributable Deaths	31	27	21

Source: Missouri Department of Health and Senior Services

## IMPAIRED DRIVING

	2022	2021	2020
Alcohol Involved Fatal Crashes	0	0	0
Alcohol Involved Injury Crashes	2	5	7
Alcohol Involved Property Damage Crashes	3	5	3
Killed in Alcohol Involved Crashes	0	0	0
Injured in Alcohol Involved Crashes	2	5	15
Drug Involved Fatal Crashes	0	0	0
Drug Involved Injury Crashes	0	0	0
Drug Involved Property Damage Crashes	2	0	0
Killed in Drug Involved Crashes	0	0	0
Injured in Drug Involved Crashes	0	0	0

Source: Missouri Department of Public Safety, Missouri State Highway Patrol.

## POLICE REPORTS

	2022	2021	2020
DUI Arrests, DWI Tracking System	35	18	15
Liquor Law Arrests	3	1	0
Drug Arrests	35	8	6
Violent Offenses	16	24	19
Domestic Violence Reports	24	28	23
Property Offenses	39	74	42

Source: Missouri Department of Public Safety, Missouri State Highway Patrol.

## CRIMINAL JUSTICE

	FY 2023	FY 2022	FY 2021
Treatment Court Participants	7	6	6
Drug Conviction: Probation	18	13	14
Drug Conviction: Prison	8	10	6
Drug Conviction: Parole	6	8	3
DWI Conviction: Probation	0	0	1
DWI Conviction: Prison	1	0	0
DWI Conviction: Parole	0	1	0

Sources: Missouri Office of State Courts Administrator; Missouri Department of Corrections.

## JUVENILE PLACEMENTS \*

	2022	2021	2020
Total Out-of-Home Placements	16	21	20
Parental Alcohol Use Reported	1	0	3
Parental Drug Use Reported	4	8	6
Parental Use of Both Alcohol and Drugs Reporte	0	0	3

Source: Missouri Department of Social Services, Children's Division

\* The Children's Division reports do not encompass all reasons for a removal from home but document adverse conditions. Multiple factors are often considered when a child is placed out of the home. Removals involving parental substance use conditions are included in this profile. Some 2022 data are not fully compatible with prior years' data due to category changes.

## HOSPITAL / EMERGENCY ROOM \*\*

Principal Disorder	2021	2020	2019
Alcohol Use: E.R. Services, then Discharged	18	24	15
Alcohol Use: E.R. Services, then Admitted	0	3	1
Alcohol Use: Admitted without E.R. Services	6	26	7
Drug Use: E.R. Services, then Discharged	9	7	8
Drug Use: E.R. Services, then Admitted	0	1	0
Drug Use: Admitted without E.R. Services	11	9	13
Mental: E.R. Services, then Discharged	48	84	61
Mental: E.R. Services, then Admitted	9	8	4
Mental: Admitted without E.R. Services	142	110	78

## HOSPITAL / EMERGENCY ROOM

Secondary Disorder	2021	2020	2019
Alcohol Use: E.R. Services, then Discharged	14	18	19
Alcohol Use: E.R. Services, then Admitted	8	3	12
Alcohol Use: Admitted without E.R. Services	63	54	44
Drug Use: E.R. Services, then Discharged	13	22	23
Drug Use: E.R. Services, then Admitted	10	8	5
Drug Use: Admitted without E.R. Services	109	62	49
Mental: E.R. Services, then Discharged	103	116	101
Mental: E.R. Services, then Admitted	25	25	20
Mental: Admitted without E.R. Services	328	315	216

Source: Missouri Department of Health and Senior Services

\*\* Hospital encounters are categorized based on ICD-10 diagnosis codes. Beginning with 2020 data, individuals with more than one encounter for a substance use or mental disorder are counted for each encounter they have during the calendar year.

## JUVENILE COURT REFERRALS

	2022	2021	2020
Child Abuse	2	2	2
Child Neglect	7	9	17
Child Custody Issues	13	16	12
Juvenile Violent Offenses	7	2	2
Juvenile Alcohol Offenses	0	1	2
Juvenile Drug Offenses	2	0	1
School Truancy	1	4	2
Absent from Home	1	3	2
Beyond Parental Control	1	5	1
Injurious Behavior	10	4	2

Source: Missouri Office of State Courts Administrator.

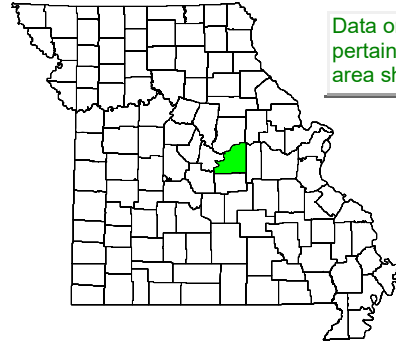
## SCHOOL REPORTS \*\*\*

	2022-23	2021-22	2020-21
Reported School Suspensions	15	18	11
Reported Substance Related Suspensions	0	6	0
Reported Violence or Weapon Suspensions	0	0	0
Enrollment Grades K-8	1,126	1,083	1,064
Enrollment Grades 9-12	572	561	584
Dropouts	0	0	0

Source: Missouri Department of Elementary and Secondary Education.

\*\*\* County-level data are aggregated by school district. Reported suspensions and dropouts fewer than 5 in a district are suppressed and represented as zero in the county totals.

# OSAGE COUNTY



Data on this page pertain to the map area shaded green.

## DEMOGRAPHICS

	2022	2021	2020
Population Estimate	13,399	13,409	13,265
Median Household Income	\$69,094	\$67,603	\$62,679
Poverty Estimate, Individuals of All Ages	1,088	1,093	1,115
Poverty Estimate, Children Under Age 18	259	296	273
Labor Force	7,050	6,985	7,078
Employed	6,915	6,801	6,824
Unemployed	135	184	254
Unemployment Rate	1.9%	2.6%	3.6%

## BIRTHS AND DEATHS

	2022	2021	2020
Resident Births	167	163	129
Resident Deaths	149	165	145
Suicide	4	5	1
Homicide	0	2	0
Alcohol Induced Deaths	0	0	3
Drug Induced Deaths	3	1	2
Smoking Attributable Deaths	17	22	19

Source: Missouri Department of Health and Senior Services

## IMPAIRED DRIVING

	2022	2021	2020
Alcohol Involved Fatal Crashes	0	0	0
Alcohol Involved Injury Crashes	3	3	3
Alcohol Involved Property Damage Crashes	5	6	4
Killed in Alcohol Involved Crashes	0	0	0
Injured in Alcohol Involved Crashes	7	3	3
Drug Involved Fatal Crashes	0	0	1
Drug Involved Injury Crashes	1	2	1
Drug Involved Property Damage Crashes	0	0	0
Killed in Drug Involved Crashes	0	0	1
Injured in Drug Involved Crashes	1	2	1

Source: Missouri Department of Public Safety, Missouri State Highway Patrol.

## POLICE REPORTS

	2022	2021	2020
DUI Arrests, DWI Tracking System	32	41	23
Liquor Law Arrests	0	0	0
Drug Arrests	32	10	27
Violent Offenses	6	4	3
Domestic Violence Reports	25	12	27
Property Offenses	81	46	153

Source: Missouri Department of Public Safety, Missouri State Highway Patrol.

## CRIMINAL JUSTICE

	FY 2023	FY 2022	FY 2021
Treatment Court Participants	32	29	29
Drug Conviction: Probation	13	14	8
Drug Conviction: Prison	3	5	4
Drug Conviction: Parole	5	4	7
DWI Conviction: Probation	1	2	2
DWI Conviction: Prison	0	0	0
DWI Conviction: Parole	0	0	0

Sources: Missouri Office of State Courts Administrator, Missouri Department of Corrections.

## JUVENILE PLACEMENTS \*

	2022	2021	2020
Total Out-of-Home Placements	6	10	4
Parental Alcohol Use Reported	0	0	0
Parental Drug Use Reported	4	6	3
Parental Use of Both Alcohol and Drugs Reporte	0	0	0

Source: Missouri Department of Social Services, Children's Division

\* The Children's Division reports do not encompass all reasons for a removal from home but document adverse conditions. Multiple factors are often considered when a child is placed out of the home. Removals involving parental substance use conditions are included in this profile. Some 2022 data are not fully compatible with prior years' data due to category changes.

## HOSPITAL / EMERGENCY ROOM \*\*

Principal Disorder	2021	2020	2019
Alcohol Use: E.R. Services, then Discharged	17	14	17
Alcohol Use: E.R. Services, then Admitted	10	13	5
Alcohol Use: Admitted without E.R. Services	2	0	0
Drug Use: E.R. Services, then Discharged	2	7	12
Drug Use: E.R. Services, then Admitted	3	1	1
Drug Use: Admitted without E.R. Services	3	3	1
Mental: E.R. Services, then Discharged	88	71	72
Mental: E.R. Services, then Admitted	40	31	36
Mental: Admitted without E.R. Services	55	39	28

## HOSPITAL / EMERGENCY ROOM

Secondary Disorder	2021	2020	2019
Alcohol Use: E.R. Services, then Discharged	26	16	21
Alcohol Use: E.R. Services, then Admitted	21	29	20
Alcohol Use: Admitted without E.R. Services	19	8	10
Drug Use: E.R. Services, then Discharged	20	24	21
Drug Use: E.R. Services, then Admitted	20	27	28
Drug Use: Admitted without E.R. Services	20	14	11
Mental: E.R. Services, then Discharged	259	311	232
Mental: E.R. Services, then Admitted	120	180	114
Mental: Admitted without E.R. Services	137	84	66

Source: Missouri Department of Health and Senior Services

\*\* Hospital encounters are categorized based on ICD-10 diagnosis codes. Beginning with 2020 data, individuals with more than one encounter for a substance use or mental disorder are counted for each encounter they have during the calendar year.

## JUVENILE COURT REFERRALS

	2022	2021	2020
Child Abuse	0	0	0
Child Neglect	5	11	4
Child Custody Issues	0	0	0
Juvenile Violent Offenses	8	5	2
Juvenile Alcohol Offenses	0	0	0
Juvenile Drug Offenses	2	3	0
School Truancy	4	3	1
Absent from Home	2	2	1
Beyond Parental Control	0	3	1
Injurious Behavior	10	4	3

Source: Missouri Office of State Courts Administrator.

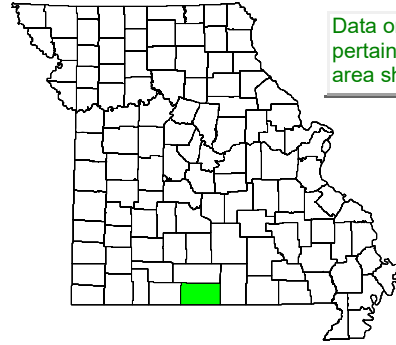
## SCHOOL REPORTS \*\*\*

	2022-23	2021-22	2020-21
Reported School Suspensions	0	0	0
Reported Substance Related Suspensions	0	0	0
Reported Violence or Weapon Suspensions	0	0	0
Enrollment Grades K-8	840	829	832
Enrollment Grades 9-12	668	699	697
Dropouts	0	0	0

Source: Missouri Department of Elementary and Secondary Education.

\*\*\* County-level data are aggregated by school district. Reported suspensions and dropouts fewer than 5 in a district are suppressed and represented as zero in the county totals.

# OZARK COUNTY



Data on this page pertain to the map area shaded green.

## DEMOGRAPHICS

	2022	2021	2020
Population Estimate	8,940	8,774	8,520
Median Household Income	\$44,242	\$41,194	\$38,606
Poverty Estimate, Individuals of All Ages	1,869	1,780	1,828
Poverty Estimate, Children Under Age 18	527	558	528
Labor Force	3,392	3,442	3,467
Employed	3,266	3,254	3,216
Unemployed	126	188	251
Unemployment Rate	3.7%	5.5%	7.2%

## BIRTHS AND DEATHS

	2022	2021	2020
Resident Births	77	77	65
Resident Deaths	152	187	160
Suicide	5	4	2
Homicide	1	0	2
Alcohol Induced Deaths	2	0	0
Drug Induced Deaths	3	0	1
Smoking Attributable Deaths	28	29	24

Source: Missouri Department of Health and Senior Services

## IMPAIRED DRIVING

	2022	2021	2020
Alcohol Involved Fatal Crashes	0	0	3
Alcohol Involved Injury Crashes	5	4	3
Alcohol Involved Property Damage Crashes	1	3	7
Killed in Alcohol Involved Crashes	0	0	3
Injured in Alcohol Involved Crashes	10	6	10
Drug Involved Fatal Crashes	0	0	2
Drug Involved Injury Crashes	0	1	1
Drug Involved Property Damage Crashes	0	1	5
Killed in Drug Involved Crashes	0	0	2
Injured in Drug Involved Crashes	0	1	5

Source: Missouri Department of Public Safety, Missouri State Highway Patrol.

## POLICE REPORTS

	2022	2021	2020
DUI Arrests, DWI Tracking System	19	17	20
Liquor Law Arrests	0	0	0
Drug Arrests	23	4	30
Violent Offenses	28	19	13
Domestic Violence Reports	27	27	18
Property Offenses	45	56	63

Source: Missouri Department of Public Safety, Missouri State Highway Patrol.

## CRIMINAL JUSTICE

	FY 2023	FY 2022	FY 2021
Treatment Court Participants	12	13	15
Drug Conviction: Probation	11	12	9
Drug Conviction: Prison	9	6	12
Drug Conviction: Parole	15	8	7
DWI Conviction: Probation	0	0	0
DWI Conviction: Prison	0	0	0
DWI Conviction: Parole	0	0	0

Sources: Missouri Office of State Courts Administrator, Missouri Department of Corrections.

## JUVENILE PLACEMENTS \*

	2022	2021	2020
Total Out-of-Home Placements	14	27	11
Parental Alcohol Use Reported	4	0	0
Parental Drug Use Reported	7	9	6
Parental Use of Both Alcohol and Drugs Reported	4	0	0

Source: Missouri Department of Social Services, Children's Division

\* The Children's Division reports do not encompass all reasons for a removal from home but document adverse conditions. Multiple factors are often considered when a child is placed out of the home. Removals involving parental substance use conditions are included in this profile. Some 2022 data are not fully compatible with prior years' data due to category changes.

## HOSPITAL / EMERGENCY ROOM \*\*

Principal Disorder	2021	2020	2019
Alcohol Use: E.R. Services, then Discharged	4	4	4
Alcohol Use: E.R. Services, then Admitted	1	1	0
Alcohol Use: Admitted without E.R. Services	3	4	5
Drug Use: E.R. Services, then Discharged	3	5	7
Drug Use: E.R. Services, then Admitted	0	0	3
Drug Use: Admitted without E.R. Services	5	8	5
Mental: E.R. Services, then Discharged	23	18	30
Mental: E.R. Services, then Admitted	3	8	3
Mental: Admitted without E.R. Services	59	51	55

## HOSPITAL / EMERGENCY ROOM

Secondary Disorder	2021	2020	2019
Alcohol Use: E.R. Services, then Discharged	6	4	6
Alcohol Use: E.R. Services, then Admitted	10	5	15
Alcohol Use: Admitted without E.R. Services	24	37	22
Drug Use: E.R. Services, then Discharged	9	11	13
Drug Use: E.R. Services, then Admitted	12	9	7
Drug Use: Admitted without E.R. Services	54	43	37
Mental: E.R. Services, then Discharged	58	60	34
Mental: E.R. Services, then Admitted	57	40	37
Mental: Admitted without E.R. Services	227	182	167

Source: Missouri Department of Health and Senior Services

\*\* Hospital encounters are categorized based on ICD-10 diagnosis codes. Beginning with 2020 data, individuals with more than one encounter for a substance use or mental disorder are counted for each encounter they have during the calendar year.

## JUVENILE COURT REFERRALS

	2022	2021	2020
Child Abuse	0	0	0
Child Neglect	11	33	6
Child Custody Issues	2	0	0
Juvenile Violent Offenses	2	5	4
Juvenile Alcohol Offenses	0	0	0
Juvenile Drug Offenses	0	0	0
School Truancy	2	3	1
Absent from Home	0	0	0
Beyond Parental Control	1	0	0
Injurious Behavior	0	0	0

Source: Missouri Office of State Courts Administrator.

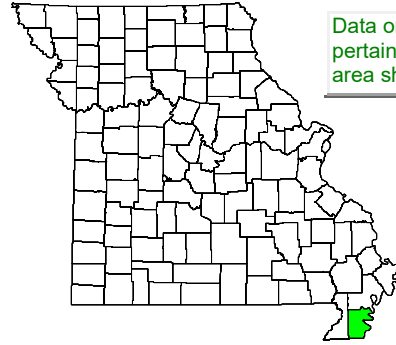
## SCHOOL REPORTS \*\*\*

	2022-23	2021-22	2020-21
Reported School Suspensions	0	0	5
Reported Substance Related Suspensions	0	0	0
Reported Violence or Weapon Suspensions	0	0	0
Enrollment Grades K-8	926	893	926
Enrollment Grades 9-12	512	518	508
Dropouts	0	0	5

Source: Missouri Department of Elementary and Secondary Education.

\*\*\* County-level data are aggregated by school district. Reported suspensions and dropouts fewer than 5 in a district are suppressed and represented as zero in the county totals.

# PEMISCOT COUNTY



Data on this page pertain to the map area shaded green.

## DEMOGRAPHICS

	2022	2021	2020
Population Estimate	14,841	15,225	15,585
Median Household Income	\$38,456	\$36,828	\$34,498
Poverty Estimate, Individuals of All Ages	4,356	3,568	5,429
Poverty Estimate, Children Under Age 18	1,532	1,380	1,980
Labor Force	5,741	6,078	6,271
Employed	5,523	5,633	5,770
Unemployed	218	445	501
Unemployment Rate	3.8%	7.3%	8.0%

## BIRTHS AND DEATHS

	2022	2021	2020
Resident Births	197	218	227
Resident Deaths	276	294	303
Suicide	3	1	2
Homicide	4	2	7
Alcohol Induced Deaths	2	1	2
Drug Induced Deaths	5	3	5
Smoking Attributable Deaths	44	45	50

Source: Missouri Department of Health and Senior Services

## IMPAIRED DRIVING

	2022	2021	2020
Alcohol Involved Fatal Crashes	1	0	0
Alcohol Involved Injury Crashes	0	5	8
Alcohol Involved Property Damage Crashes	11	11	12
Killed in Alcohol Involved Crashes	1	0	0
Injured in Alcohol Involved Crashes	2	5	9
Drug Involved Fatal Crashes	0	1	3
Drug Involved Injury Crashes	0	2	1
Drug Involved Property Damage Crashes	2	2	2
Killed in Drug Involved Crashes	0	1	4
Injured in Drug Involved Crashes	0	4	3

Source: Missouri Department of Public Safety, Missouri State Highway Patrol.

## POLICE REPORTS

	2022	2021	2020
DUI Arrests, DWI Tracking System	43	63	61
Liquor Law Arrests	0	1	0
Drug Arrests	124	61	65
Violent Offenses	90	205	137
Domestic Violence Reports	180	233	175
Property Offenses	419	430	485

Source: Missouri Department of Public Safety, Missouri State Highway Patrol.

## CRIMINAL JUSTICE

	FY 2023	FY 2022	FY 2021
Treatment Court Participants	38	23	9
Drug Conviction: Probation	31	38	23
Drug Conviction: Prison	5	14	13
Drug Conviction: Parole	17	17	23
DWI Conviction: Probation	1	3	1
DWI Conviction: Prison	0	1	0
DWI Conviction: Parole	0	0	3

Sources: Missouri Office of State Courts Administrator; Missouri Department of Corrections.

## JUVENILE PLACEMENTS \*

	2022	2021	2020
Total Out-of-Home Placements	42	34	47
Parental Alcohol Use Reported	1	5	0
Parental Drug Use Reported	21	17	25
Parental Use of Both Alcohol and Drugs Reported	0	0	0

Source: Missouri Department of Social Services, Children's Division

\* The Children's Division reports do not encompass all reasons for a removal from home but document adverse conditions. Multiple factors are often considered when a child is placed out of the home. Removals involving parental substance use conditions are included in this profile. Some 2022 data are not fully compatible with prior years' data due to category changes.

## HOSPITAL / EMERGENCY ROOM \*\*

Principal Disorder	2021	2020	2019
Alcohol Use: E.R. Services, then Discharged	15	39	28
Alcohol Use: E.R. Services, then Admitted	2	3	2
Alcohol Use: Admitted without E.R. Services	3	2	11
Drug Use: E.R. Services, then Discharged	49	47	41
Drug Use: E.R. Services, then Admitted	3	4	8
Drug Use: Admitted without E.R. Services	17	20	18
Mental: E.R. Services, then Discharged	128	165	188
Mental: E.R. Services, then Admitted	46	36	21
Mental: Admitted without E.R. Services	167	169	123

## HOSPITAL / EMERGENCY ROOM

Secondary Disorder	2021	2020	2019
Alcohol Use: E.R. Services, then Discharged	58	32	43
Alcohol Use: E.R. Services, then Admitted	6	18	22
Alcohol Use: Admitted without E.R. Services	48	41	33
Drug Use: E.R. Services, then Discharged	207	115	101
Drug Use: E.R. Services, then Admitted	35	28	41
Drug Use: Admitted without E.R. Services	121	99	88
Mental: E.R. Services, then Discharged	279	230	367
Mental: E.R. Services, then Admitted	48	114	164
Mental: Admitted without E.R. Services	557	431	238

Source: Missouri Department of Health and Senior Services

\*\* Hospital encounters are categorized based on ICD-10 diagnosis codes. Beginning with 2020 data, individuals with more than one encounter for a substance use or mental disorder are counted for each encounter they have during the calendar year.

## JUVENILE COURT REFERRALS

	2022	2021	2020
Child Abuse	24	22	17
Child Neglect	62	78	63
Child Custody Issues	3	1	3
Juvenile Violent Offenses	39	33	22
Juvenile Alcohol Offenses	0	0	0
Juvenile Drug Offenses	18	20	11
School Truancy	47	4	17
Absent from Home	21	4	7
Beyond Parental Control	35	36	29
Injurious Behavior	80	49	42

Source: Missouri Office of State Courts Administrator.

## SCHOOL REPORTS \*\*\*

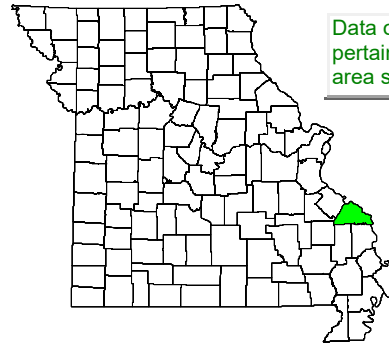
	2022-23	2021-22	2020-21
Reported School Suspensions	42	68	50
Reported Substance Related Suspensions	0	0	0
Reported Violence or Weapon Suspensions	0	0	0
Enrollment Grades K-8	1,931	1,978	1,976
Enrollment Grades 9-12	794	815	823
Dropouts	14	23	12

Source: Missouri Department of Elementary and Secondary Education.

\*\*\* County-level data are aggregated by school district. Reported suspensions and dropouts fewer than 5 in a district are suppressed and represented as zero in the county totals.



# PERRY COUNTY



Data on this page pertain to the map area shaded green.

## DEMOGRAPHICS

	2022	2021	2020
Population Estimate	18,858	18,956	18,969
Median Household Income	\$63,127	\$56,788	\$55,605
Poverty Estimate, Individuals of All Ages	2,138	1,890	2,212
Poverty Estimate, Children Under Age 18	579	566	597
Labor Force	9,549	9,781	9,826
Employed	9,350	9,471	9,264
Unemployed	199	310	562
Unemployment Rate	2.1%	3.2%	5.7%

## BIRTHS AND DEATHS

	2022	2021	2020
Resident Births	190	220	202
Resident Deaths	230	225	258
Suicide	5	1	5
Homicide	4	0	0
Alcohol Induced Deaths	2	3	2
Drug Induced Deaths	1	4	4
Smoking Attributable Deaths	44	36	41

Source: Missouri Department of Health and Senior Services

## IMPAIRED DRIVING

	2022	2021	2020
Alcohol Involved Fatal Crashes	0	1	0
Alcohol Involved Injury Crashes	13	10	9
Alcohol Involved Property Damage Crashes	7	17	11
Killed in Alcohol Involved Crashes	0	1	0
Injured in Alcohol Involved Crashes	17	12	10
Drug Involved Fatal Crashes	1	0	0
Drug Involved Injury Crashes	1	0	1
Drug Involved Property Damage Crashes	4	1	1
Killed in Drug Involved Crashes	1	0	0
Injured in Drug Involved Crashes	5	0	1

Source: Missouri Department of Public Safety, Missouri State Highway Patrol.

## POLICE REPORTS

	2022	2021	2020
DUI Arrests, DWI Tracking System	65	79	75
Liquor Law Arrests	11	6	1
Drug Arrests	130	155	195
Violent Offenses	49	77	57
Domestic Violence Reports	95	126	135
Property Offenses	146	159	239

Source: Missouri Department of Public Safety, Missouri State Highway Patrol.

## CRIMINAL JUSTICE

	FY 2023	FY 2022	FY 2021
Treatment Court Participants	0	0	0
Drug Conviction: Probation	37	36	29
Drug Conviction: Prison	21	22	21
Drug Conviction: Parole	22	43	43
DWI Conviction: Probation	2	3	2
DWI Conviction: Prison	2	0	1
DWI Conviction: Parole	0	0	0

Sources: Missouri Office of State Courts Administrator; Missouri Department of Corrections.

## JUVENILE PLACEMENTS \*

	2022	2021	2020
Total Out-of-Home Placements	17	37	18
Parental Alcohol Use Reported	0	4	0
Parental Drug Use Reported	5	22	12
Parental Use of Both Alcohol and Drugs Reported	0	2	0

Source: Missouri Department of Social Services, Children's Division

\* The Children's Division reports do not encompass all reasons for a removal from home but document adverse conditions. Multiple factors are often considered when a child is placed out of the home. Removals involving parental substance use conditions are included in this profile. Some 2022 data are not fully compatible with prior years' data due to category changes.

## HOSPITAL / EMERGENCY ROOM \*\*

Principal Disorder	2021	2020	2019
Alcohol Use: E.R. Services, then Discharged	37	28	27
Alcohol Use: E.R. Services, then Admitted	6	0	3
Alcohol Use: Admitted without E.R. Services	6	8	10
Drug Use: E.R. Services, then Discharged	31	28	37
Drug Use: E.R. Services, then Admitted	0	1	2
Drug Use: Admitted without E.R. Services	2	4	5
Mental: E.R. Services, then Discharged	256	167	161
Mental: E.R. Services, then Admitted	45	14	29
Mental: Admitted without E.R. Services	108	80	59

## HOSPITAL / EMERGENCY ROOM

Secondary Disorder	2021	2020	2019
Alcohol Use: E.R. Services, then Discharged	91	119	115
Alcohol Use: E.R. Services, then Admitted	31	30	21
Alcohol Use: Admitted without E.R. Services	45	58	47
Drug Use: E.R. Services, then Discharged	171	180	177
Drug Use: E.R. Services, then Admitted	48	20	21
Drug Use: Admitted without E.R. Services	74	50	56
Mental: E.R. Services, then Discharged	646	747	672
Mental: E.R. Services, then Admitted	431	384	138
Mental: Admitted without E.R. Services	379	439	226

Source: Missouri Department of Health and Senior Services

\*\* Hospital encounters are categorized based on ICD-10 diagnosis codes. Beginning with 2020 data, individuals with more than one encounter for a substance use or mental disorder are counted for each encounter they have during the calendar year.

## JUVENILE COURT REFERRALS

	2022	2021	2020
Child Abuse	6	0	6
Child Neglect	71	70	39
Child Custody Issues	0	0	6
Juvenile Violent Offenses	16	7	3
Juvenile Alcohol Offenses	9	3	5
Juvenile Drug Offenses	5	7	0
School Truancy	66	14	0
Absent from Home	16	16	7
Beyond Parental Control	2	7	15
Injurious Behavior	75	12	22

Source: Missouri Office of State Courts Administrator.

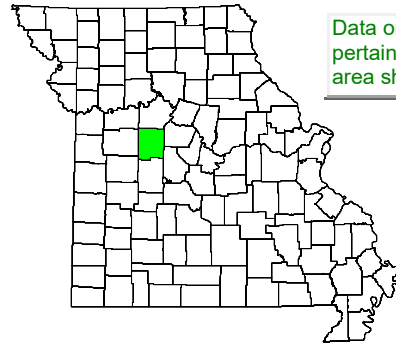
## SCHOOL REPORTS \*\*\*

	2022-23	2021-22	2020-21
Reported School Suspensions	28	22	0
Reported Substance Related Suspensions	14	5	0
Reported Violence or Weapon Suspensions	5	0	0
Enrollment Grades K-8	1,436	1,461	1,456
Enrollment Grades 9-12	755	777	727
Dropouts	11	18	27

Source: Missouri Department of Elementary and Secondary Education.

\*\*\* County-level data are aggregated by school district. Reported suspensions and dropouts fewer than 5 in a district are suppressed and represented as zero in the county totals.

# PETTIS COUNTY



Data on this page pertain to the map area shaded green.

## DEMOGRAPHICS

	2022	2021	2020
Population Estimate	43,353	43,206	43,001
Median Household Income	\$58,827	\$49,333	\$52,261
Poverty Estimate, Individuals of All Ages	5,526	6,810	6,452
Poverty Estimate, Children Under Age 18	1,932	2,194	2,392
Labor Force	19,985	20,298	20,626
Employed	19,472	19,349	19,218
Unemployed	513	949	1,408
Unemployment Rate	2.6%	4.7%	6.8%

## BIRTHS AND DEATHS

	2022	2021	2020
Resident Births	551	598	556
Resident Deaths	515	517	589
Suicide	6	5	8
Homicide	1	2	1
Alcohol Induced Deaths	5	3	6
Drug Induced Deaths	8	4	4
Smoking Attributable Deaths	74	83	100

Source: Missouri Department of Health and Senior Services

## IMPAIRED DRIVING

	2022	2021	2020
Alcohol Involved Fatal Crashes	0	0	3
Alcohol Involved Injury Crashes	25	17	20
Alcohol Involved Property Damage Crashes	25	19	21
Killed in Alcohol Involved Crashes	0	0	3
Injured in Alcohol Involved Crashes	31	22	23
Drug Involved Fatal Crashes	0	1	0
Drug Involved Injury Crashes	5	6	4
Drug Involved Property Damage Crashes	6	15	5
Killed in Drug Involved Crashes	0	1	0
Injured in Drug Involved Crashes	11	8	10

Source: Missouri Department of Public Safety, Missouri State Highway Patrol.

## POLICE REPORTS

	2022	2021	2020
DUI Arrests, DWI Tracking System	401	310	257
Liquor Law Arrests	13	10	1
Drug Arrests	217	292	237
Violent Offenses	129	164	204
Domestic Violence Reports	183	184	476
Property Offenses	737	830	749

Source: Missouri Department of Public Safety, Missouri State Highway Patrol.

## CRIMINAL JUSTICE

	FY 2023	FY 2022	FY 2021
Treatment Court Participants	23	20	23
Drug Conviction: Probation	80	65	42
Drug Conviction: Prison	96	95	84
Drug Conviction: Parole	83	79	82
DWI Conviction: Probation	12	11	5
DWI Conviction: Prison	0	3	3
DWI Conviction: Parole	2	1	0

Sources: Missouri Office of State Courts Administrator; Missouri Department of Corrections.

## JUVENILE PLACEMENTS \*

	2022	2021	2020
Total Out-of-Home Placements	47	44	47
Parental Alcohol Use Reported	2	4	0
Parental Drug Use Reported	29	24	21
Parental Use of Both Alcohol and Drugs Reported	0	4	0

Source: Missouri Department of Social Services, Children's Division

\* The Children's Division reports do not encompass all reasons for a removal from home but document adverse conditions. Multiple factors are often considered when a child is placed out of the home. Removals involving parental substance use conditions are included in this profile. Some 2022 data are not fully compatible with prior years' data due to category changes.

## HOSPITAL / EMERGENCY ROOM \*\*

Principal Disorder	2021	2020	2019
Alcohol Use: E.R. Services, then Discharged	146	120	107
Alcohol Use: E.R. Services, then Admitted	12	6	7
Alcohol Use: Admitted without E.R. Services	39	53	20
Drug Use: E.R. Services, then Discharged	95	98	113
Drug Use: E.R. Services, then Admitted	9	7	7
Drug Use: Admitted without E.R. Services	14	14	11
Mental: E.R. Services, then Discharged	640	523	475
Mental: E.R. Services, then Admitted	96	77	52
Mental: Admitted without E.R. Services	246	290	208

## HOSPITAL / EMERGENCY ROOM

Secondary Disorder	2021	2020	2019
Alcohol Use: E.R. Services, then Discharged	300	961	160
Alcohol Use: E.R. Services, then Admitted	27	25	33
Alcohol Use: Admitted without E.R. Services	137	195	104
Drug Use: E.R. Services, then Discharged	742	794	235
Drug Use: E.R. Services, then Admitted	52	40	50
Drug Use: Admitted without E.R. Services	249	273	195
Mental: E.R. Services, then Discharged	6,399	6,199	3,595
Mental: E.R. Services, then Admitted	122	158	66
Mental: Admitted without E.R. Services	1,580	1,727	740

Source: Missouri Department of Health and Senior Services

\*\* Hospital encounters are categorized based on ICD-10 diagnosis codes. Beginning with 2020 data, individuals with more than one encounter for a substance use or mental disorder are counted for each encounter they have during the calendar year.

## JUVENILE COURT REFERRALS

	2022	2021	2020
Child Abuse	1	2	5
Child Neglect	43	33	47
Child Custody Issues	6	7	3
Juvenile Violent Offenses	84	58	55
Juvenile Alcohol Offenses	2	0	1
Juvenile Drug Offenses	34	39	18
School Truancy	6	0	9
Absent from Home	38	49	15
Beyond Parental Control	20	12	24
Injurious Behavior	33	60	81

Source: Missouri Office of State Courts Administrator.

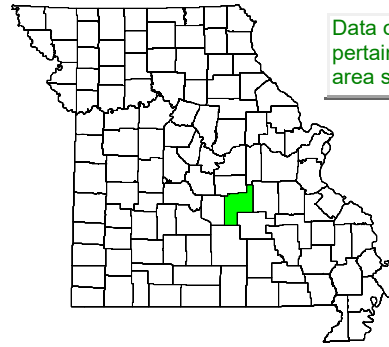
## SCHOOL REPORTS \*\*\*

	2022-23	2021-22	2020-21
Reported School Suspensions	107	87	36
Reported Substance Related Suspensions	17	8	6
Reported Violence or Weapon Suspensions	5	0	0
Enrollment Grades K-8	4,435	4,450	4,475
Enrollment Grades 9-12	1,971	1,997	1,888
Dropouts	9	15	8

Source: Missouri Department of Elementary and Secondary Education.

\*\*\* County-level data are aggregated by school district. Reported suspensions and dropouts fewer than 5 in a district are suppressed and represented as zero in the county totals.

# PHELPS COUNTY



Data on this page pertain to the map area shaded green.

## DEMOGRAPHICS

	2022	2021	2020
Population Estimate	45,313	44,949	44,560
Median Household Income	\$54,740	\$49,346	\$50,420
Poverty Estimate, Individuals of All Ages	6,676	7,607	7,249
Poverty Estimate, Children Under Age 18	1,683	2,008	1,587
Labor Force	19,987	20,030	19,776
Employed	19,494	19,284	18,833
Unemployed	493	746	943
Unemployment Rate	2.5%	3.7%	4.8%

## BIRTHS AND DEATHS

	2022	2021	2020
Resident Births	443	424	397
Resident Deaths	540	602	591
Suicide	9	12	5
Homicide	2	5	3
Alcohol Induced Deaths	5	5	7
Drug Induced Deaths	24	29	22
Smoking Attributable Deaths	81	66	71

Source: Missouri Department of Health and Senior Services

## IMPAIRED DRIVING

	2022	2021	2020
Alcohol Involved Fatal Crashes	1	2	1
Alcohol Involved Injury Crashes	14	14	17
Alcohol Involved Property Damage Crashes	32	24	25
Killed in Alcohol Involved Crashes	1	2	1
Injured in Alcohol Involved Crashes	25	17	20
Drug Involved Fatal Crashes	0	0	1
Drug Involved Injury Crashes	6	6	5
Drug Involved Property Damage Crashes	10	12	6
Killed in Drug Involved Crashes	0	0	1
Injured in Drug Involved Crashes	6	8	7

Source: Missouri Department of Public Safety, Missouri State Highway Patrol.

## POLICE REPORTS

	2022	2021	2020
DUI Arrests, DWI Tracking System	228	209	175
Liquor Law Arrests	45	5	11
Drug Arrests	398	261	267
Violent Offenses	154	150	143
Domestic Violence Reports	364	351	434
Property Offenses	1,069	1,119	1,032

Source: Missouri Department of Public Safety, Missouri State Highway Patrol.

## CRIMINAL JUSTICE

	FY 2023	FY 2022	FY 2021
Treatment Court Participants	19	25	29
Drug Conviction: Probation	60	76	76
Drug Conviction: Prison	44	60	50
Drug Conviction: Parole	73	69	94
DWI Conviction: Probation	7	12	7
DWI Conviction: Prison	5	4	4
DWI Conviction: Parole	3	7	10

Sources: Missouri Office of State Courts Administrator; Missouri Department of Corrections.

## JUVENILE PLACEMENTS \*

	2022	2021	2020
Total Out-of-Home Placements	131	115	104
Parental Alcohol Use Reported	11	4	10
Parental Drug Use Reported	75	71	54
Parental Use of Both Alcohol and Drugs Reported	9	3	9

Source: Missouri Department of Social Services, Children's Division

\* The Children's Division reports do not encompass all reasons for a removal from home but document adverse conditions. Multiple factors are often considered when a child is placed out of the home. Removals involving parental substance use conditions are included in this profile. Some 2022 data are not fully compatible with prior years' data due to category changes.

## HOSPITAL / EMERGENCY ROOM \*\*

Principal Disorder	2021	2020	2019
Alcohol Use: E.R. Services, then Discharged	139	137	97
Alcohol Use: E.R. Services, then Admitted	6	24	19
Alcohol Use: Admitted without E.R. Services	30	29	24
Drug Use: E.R. Services, then Discharged	128	136	96
Drug Use: E.R. Services, then Admitted	8	22	19
Drug Use: Admitted without E.R. Services	45	26	22
Mental: E.R. Services, then Discharged	405	363	272
Mental: E.R. Services, then Admitted	45	252	223
Mental: Admitted without E.R. Services	536	340	152

## HOSPITAL / EMERGENCY ROOM

Secondary Disorder	2021	2020	2019
Alcohol Use: E.R. Services, then Discharged	91	104	60
Alcohol Use: E.R. Services, then Admitted	26	169	123
Alcohol Use: Admitted without E.R. Services	247	116	73
Drug Use: E.R. Services, then Discharged	153	185	104
Drug Use: E.R. Services, then Admitted	41	215	180
Drug Use: Admitted without E.R. Services	370	212	96
Mental: E.R. Services, then Discharged	802	842	402
Mental: E.R. Services, then Admitted	124	806	699
Mental: Admitted without E.R. Services	1,625	894	451

Source: Missouri Department of Health and Senior Services

\*\* Hospital encounters are categorized based on ICD-10 diagnosis codes. Beginning with 2020 data, individuals with more than one encounter for a substance use or mental disorder are counted for each encounter they have during the calendar year.

## JUVENILE COURT REFERRALS

	2022	2021	2020
Child Abuse	69	72	76
Child Neglect	359	361	295
Child Custody Issues	8	19	12
Juvenile Violent Offenses	48	21	10
Juvenile Alcohol Offenses	8	5	2
Juvenile Drug Offenses	24	1	1
School Truancy	61	87	31
Absent from Home	10	8	7
Beyond Parental Control	42	39	33
Injurious Behavior	185	151	162

Source: Missouri Office of State Courts Administrator.

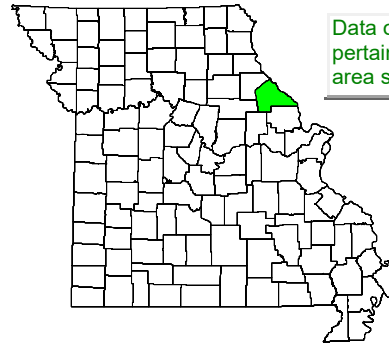
## SCHOOL REPORTS \*\*\*

	2022-23	2021-22	2020-21
Reported School Suspensions	76	46	18
Reported Substance Related Suspensions	31	20	10
Reported Violence or Weapon Suspensions	5	0	0
Enrollment Grades K-8	4,067	4,171	4,182
Enrollment Grades 9-12	2,029	1,998	2,040
Dropouts	21	24	33

Source: Missouri Department of Elementary and Secondary Education.

\*\*\* County-level data are aggregated by school district. Reported suspensions and dropouts fewer than 5 in a district are suppressed and represented as zero in the county totals.

# PIKE COUNTY



Data on this page pertain to the map area shaded green.

## DEMOGRAPHICS

	2022	2021	2020
Population Estimate	17,664	17,602	17,408
Median Household Income	\$59,081	\$51,699	\$51,255
Poverty Estimate, Individuals of All Ages	2,438	2,692	2,384
Poverty Estimate, Children Under Age 18	785	860	773
Labor Force	7,225	7,382	7,549
Employed	7,045	7,092	7,137
Unemployed	180	290	412
Unemployment Rate	2.5%	3.9%	5.5%

## BIRTHS AND DEATHS

	2022	2021	2020
Resident Births	186	202	207
Resident Deaths	235	212	230
Suicide	5	3	6
Homicide	2	0	0
Alcohol Induced Deaths	2	3	2
Drug Induced Deaths	10	5	2
Smoking Attributable Deaths	35	31	29

Source: Missouri Department of Health and Senior Services

## IMPAIRED DRIVING

	2022	2021	2020
Alcohol Involved Fatal Crashes	0	1	0
Alcohol Involved Injury Crashes	4	8	5
Alcohol Involved Property Damage Crashes	10	5	6
Killed in Alcohol Involved Crashes	0	2	0
Injured in Alcohol Involved Crashes	7	12	7
Drug Involved Fatal Crashes	1	1	0
Drug Involved Injury Crashes	1	2	2
Drug Involved Property Damage Crashes	0	0	4
Killed in Drug Involved Crashes	1	1	0
Injured in Drug Involved Crashes	1	3	2

Source: Missouri Department of Public Safety, Missouri State Highway Patrol.

## POLICE REPORTS

	2022	2021	2020
DUI Arrests, DWI Tracking System	49	53	51
Liquor Law Arrests	0	1	0
Drug Arrests	75	29	45
Violent Offenses	28	28	60
Domestic Violence Reports	104	122	99
Property Offenses	140	160	225

Source: Missouri Department of Public Safety, Missouri State Highway Patrol.

## CRIMINAL JUSTICE

	FY 2023	FY 2022	FY 2021
Treatment Court Participants	24	17	16
Drug Conviction: Probation	43	41	27
Drug Conviction: Prison	21	27	23
Drug Conviction: Parole	21	21	38
DWI Conviction: Probation	1	2	3
DWI Conviction: Prison	1	0	1
DWI Conviction: Parole	0	0	3

Sources: Missouri Office of State Courts Administrator; Missouri Department of Corrections.

## JUVENILE PLACEMENTS \*

	2022	2021	2020
Total Out-of-Home Placements	10	22	23
Parental Alcohol Use Reported	0	2	2
Parental Drug Use Reported	5	8	8
Parental Use of Both Alcohol and Drugs Reported	0	2	2

Source: Missouri Department of Social Services, Children's Division

\* The Children's Division reports do not encompass all reasons for a removal from home but document adverse conditions. Multiple factors are often considered when a child is placed out of the home. Removals involving parental substance use conditions are included in this profile. Some 2022 data are not fully compatible with prior years' data due to category changes.

## HOSPITAL / EMERGENCY ROOM \*\*

Principal Disorder	2021	2020	2019
Alcohol Use: E.R. Services, then Discharged	54	21	23
Alcohol Use: E.R. Services, then Admitted	4	2	4
Alcohol Use: Admitted without E.R. Services	10	1	2
Drug Use: E.R. Services, then Discharged	24	22	19
Drug Use: E.R. Services, then Admitted	1	3	1
Drug Use: Admitted without E.R. Services	2	2	2
Mental: E.R. Services, then Discharged	156	140	127
Mental: E.R. Services, then Admitted	87	106	61
Mental: Admitted without E.R. Services	71	74	63

## HOSPITAL / EMERGENCY ROOM

Secondary Disorder	2021	2020	2019
Alcohol Use: E.R. Services, then Discharged	48	42	51
Alcohol Use: E.R. Services, then Admitted	47	34	32
Alcohol Use: Admitted without E.R. Services	45	43	44
Drug Use: E.R. Services, then Discharged	87	57	47
Drug Use: E.R. Services, then Admitted	39	54	45
Drug Use: Admitted without E.R. Services	47	47	51
Mental: E.R. Services, then Discharged	611	531	364
Mental: E.R. Services, then Admitted	219	241	163
Mental: Admitted without E.R. Services	263	298	186

Source: Missouri Department of Health and Senior Services

\*\* Hospital encounters are categorized based on ICD-10 diagnosis codes. Beginning with 2020 data, individuals with more than one encounter for a substance use or mental disorder are counted for each encounter they have during the calendar year.

## JUVENILE COURT REFERRALS

	2022	2021	2020
Child Abuse	3	1	6
Child Neglect	35	69	48
Child Custody Issues	12	4	1
Juvenile Violent Offenses	16	11	15
Juvenile Alcohol Offenses	4	5	0
Juvenile Drug Offenses	4	6	3
School Truancy	21	7	6
Absent from Home	5	3	1
Beyond Parental Control	1	0	1
Injurious Behavior	14	3	15

Source: Missouri Office of State Courts Administrator.

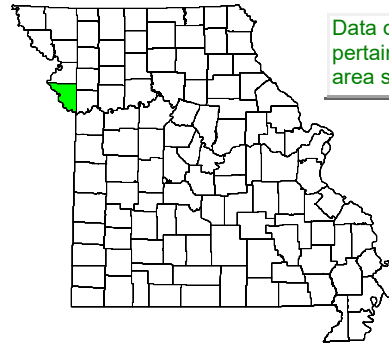
## SCHOOL REPORTS \*\*\*

	2022-23	2021-22	2020-21
Reported School Suspensions	22	37	41
Reported Substance Related Suspensions	0	0	5
Reported Violence or Weapon Suspensions	0	0	0
Enrollment Grades K-8	1,698	1,668	1,674
Enrollment Grades 9-12	724	761	780
Dropouts	0	11	20

Source: Missouri Department of Elementary and Secondary Education.

\*\*\* County-level data are aggregated by school district. Reported suspensions and dropouts fewer than 5 in a district are suppressed and represented as zero in the county totals.

# PLATTE COUNTY



Data on this page pertain to the map area shaded green.

## DEMOGRAPHICS

	2022	2021	2020
Population Estimate	110,534	108,720	107,168
Median Household Income	\$93,925	\$86,720	\$86,924
Poverty Estimate, Individuals of All Ages	9,020	7,464	5,704
Poverty Estimate, Children Under Age 18	2,238	2,014	1,547
Labor Force	60,049	59,458	58,458
Employed	58,738	57,052	55,275
Unemployed	1,311	2,406	3,183
Unemployment Rate	2.2%	4.0%	5.4%

## BIRTHS AND DEATHS

	2022	2021	2020
Resident Births	1,167	1,229	1,173
Resident Deaths	925	907	877
Suicide	10	12	12
Homicide	6	4	0
Alcohol Induced Deaths	20	13	15
Drug Induced Deaths	22	26	18
Smoking Attributable Deaths	117	104	103

Source: Missouri Department of Health and Senior Services

## IMPAIRED DRIVING

	2022	2021	2020
Alcohol Involved Fatal Crashes	2	1	0
Alcohol Involved Injury Crashes	32	38	25
Alcohol Involved Property Damage Crashes	61	48	43
Killed in Alcohol Involved Crashes	2	1	0
Injured in Alcohol Involved Crashes	47	46	32
Drug Involved Fatal Crashes	1	0	2
Drug Involved Injury Crashes	10	5	3
Drug Involved Property Damage Crashes	5	9	11
Killed in Drug Involved Crashes	1	0	2
Injured in Drug Involved Crashes	14	6	6

Source: Missouri Department of Public Safety, Missouri State Highway Patrol.

## POLICE REPORTS

	2022	2021	2020
DUI Arrests, DWI Tracking System	675	530	306
Liquor Law Arrests	2	5	2
Drug Arrests	299	203	187
Violent Offenses	105	127	85
Domestic Violence Reports	206	221	196
Property Offenses	1,268	847	893

Source: Missouri Department of Public Safety, Missouri State Highway Patrol.

## CRIMINAL JUSTICE

	FY 2023	FY 2022	FY 2021
Treatment Court Participants	129	104	76
Drug Conviction: Probation	144	133	64
Drug Conviction: Prison	35	42	32
Drug Conviction: Parole	57	56	78
DWI Conviction: Probation	8	18	9
DWI Conviction: Prison	6	5	4
DWI Conviction: Parole	6	4	8

Sources: Missouri Office of State Courts Administrator; Missouri Department of Corrections.

## JUVENILE PLACEMENTS \*

	2022	2021	2020
Total Out-of-Home Placements	33	27	11
Parental Alcohol Use Reported	1	1	4
Parental Drug Use Reported	23	5	7
Parental Use of Both Alcohol and Drugs Reported	1	2	4

Source: Missouri Department of Social Services, Children's Division

\* The Children's Division reports do not encompass all reasons for a removal from home but document adverse conditions. Multiple factors are often considered when a child is placed out of the home. Removals involving parental substance use conditions are included in this profile. Some 2022 data are not fully compatible with prior years' data due to category changes.

## HOSPITAL / EMERGENCY ROOM \*\*

Principal Disorder	2021	2020	2019
Alcohol Use: E.R. Services, then Discharged	250	244	184
Alcohol Use: E.R. Services, then Admitted	3	9	5
Alcohol Use: Admitted without E.R. Services	124	121	84
Drug Use: E.R. Services, then Discharged	126	105	101
Drug Use: E.R. Services, then Admitted	2	4	4
Drug Use: Admitted without E.R. Services	35	42	33
Mental: E.R. Services, then Discharged	1,150	801	489
Mental: E.R. Services, then Admitted	25	16	12
Mental: Admitted without E.R. Services	668	701	559

## HOSPITAL / EMERGENCY ROOM

Secondary Disorder	2021	2020	2019
Alcohol Use: E.R. Services, then Discharged	154	168	159
Alcohol Use: E.R. Services, then Admitted	25	20	14
Alcohol Use: Admitted without E.R. Services	402	423	360
Drug Use: E.R. Services, then Discharged	203	198	195
Drug Use: E.R. Services, then Admitted	32	20	19
Drug Use: Admitted without E.R. Services	479	462	443
Mental: E.R. Services, then Discharged	966	850	791
Mental: E.R. Services, then Admitted	106	98	69
Mental: Admitted without E.R. Services	2,519	2,523	1,853

Source: Missouri Department of Health and Senior Services

\*\* Hospital encounters are categorized based on ICD-10 diagnosis codes. Beginning with 2020 data, individuals with more than one encounter for a substance use or mental disorder are counted for each encounter they have during the calendar year.

## JUVENILE COURT REFERRALS

	2022	2021	2020
Child Abuse	5	10	10
Child Neglect	22	25	18
Child Custody Issues	0	0	0
Juvenile Violent Offenses	83	43	22
Juvenile Alcohol Offenses	5	5	1
Juvenile Drug Offenses	51	31	22
School Truancy	31	9	27
Absent from Home	8	7	2
Beyond Parental Control	8	8	6
Injurious Behavior	35	21	20

Source: Missouri Office of State Courts Administrator.

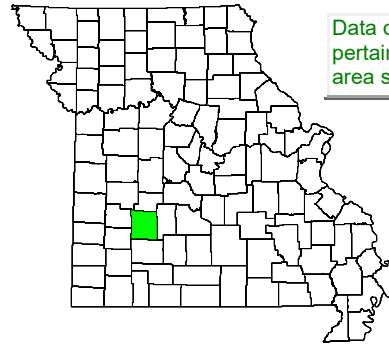
## SCHOOL REPORTS \*\*\*

	2022-23	2021-22	2020-21
Reported School Suspensions	213	217	48
Reported Substance Related Suspensions	104	110	28
Reported Violence or Weapon Suspensions	17	21	0
Enrollment Grades K-8	11,604	11,710	11,694
Enrollment Grades 9-12	5,513	5,431	5,403
Dropouts	93	85	72

Source: Missouri Department of Elementary and Secondary Education.

\*\*\* County-level data are aggregated by school district. Reported suspensions and dropouts fewer than 5 in a district are suppressed and represented as zero in the county totals.

# POLK COUNTY



Data on this page pertain to the map area shaded green.

## DEMOGRAPHICS

	2022	2021	2020
Population Estimate	32,693	32,089	31,612
Median Household Income	\$53,693	\$53,856	\$50,691
Poverty Estimate, Individuals of All Ages	5,592	4,694	4,830
Poverty Estimate, Children Under Age 18	1,624	1,419	1,511
Labor Force	14,744	14,576	14,331
Employed	14,386	14,067	13,661
Unemployed	358	509	670
Unemployment Rate	2.4%	3.5%	4.7%

## BIRTHS AND DEATHS

	2022	2021	2020
Resident Births	373	389	376
Resident Deaths	405	428	420
Suicide	7	8	10
Homicide	2	3	0
Alcohol Induced Deaths	3	6	4
Drug Induced Deaths	3	7	6
Smoking Attributable Deaths	54	69	58

Source: Missouri Department of Health and Senior Services

## IMPAIRED DRIVING

	2022	2021	2020
Alcohol Involved Fatal Crashes	1	1	0
Alcohol Involved Injury Crashes	12	7	9
Alcohol Involved Property Damage Crashes	20	8	11
Killed in Alcohol Involved Crashes	1	1	0
Injured in Alcohol Involved Crashes	24	8	9
Drug Involved Fatal Crashes	0	1	0
Drug Involved Injury Crashes	0	0	2
Drug Involved Property Damage Crashes	0	2	4
Killed in Drug Involved Crashes	0	1	0
Injured in Drug Involved Crashes	0	1	3

Source: Missouri Department of Public Safety, Missouri State Highway Patrol.

## POLICE REPORTS

	2022	2021	2020
DUI Arrests, DWI Tracking System	95	68	37
Liquor Law Arrests	0	0	0
Drug Arrests	58	49	44
Violent Offenses	58	135	74
Domestic Violence Reports	242	310	374
Property Offenses	505	560	680

Source: Missouri Department of Public Safety, Missouri State Highway Patrol.

## CRIMINAL JUSTICE

	FY 2023	FY 2022	FY 2021
Treatment Court Participants	0	0	0
Drug Conviction: Probation	32	45	91
Drug Conviction: Prison	33	52	55
Drug Conviction: Parole	32	53	43
DWI Conviction: Probation	1	2	8
DWI Conviction: Prison	3	2	0
DWI Conviction: Parole	3	2	1

Sources: Missouri Office of State Courts Administrator; Missouri Department of Corrections.

## JUVENILE PLACEMENTS \*

	2022	2021	2020
Total Out-of-Home Placements	28	29	23
Parental Alcohol Use Reported	0	2	4
Parental Drug Use Reported	13	17	10
Parental Use of Both Alcohol and Drugs Reported	0	0	2

Source: Missouri Department of Social Services, Children's Division

\* The Children's Division reports do not encompass all reasons for a removal from home but document adverse conditions. Multiple factors are often considered when a child is placed out of the home. Removals involving parental substance use conditions are included in this profile. Some 2022 data are not fully compatible with prior years' data due to category changes.

## HOSPITAL / EMERGENCY ROOM \*\*

Principal Disorder	2021	2020	2019
Alcohol Use: E.R. Services, then Discharged	62	78	60
Alcohol Use: E.R. Services, then Admitted	15	8	14
Alcohol Use: Admitted without E.R. Services	18	10	9
Drug Use: E.R. Services, then Discharged	63	52	64
Drug Use: E.R. Services, then Admitted	5	5	4
Drug Use: Admitted without E.R. Services	11	12	19
Mental: E.R. Services, then Discharged	288	308	488
Mental: E.R. Services, then Admitted	70	50	55
Mental: Admitted without E.R. Services	271	252	136

## HOSPITAL / EMERGENCY ROOM

Secondary Disorder	2021	2020	2019
Alcohol Use: E.R. Services, then Discharged	105	89	92
Alcohol Use: E.R. Services, then Admitted	53	35	35
Alcohol Use: Admitted without E.R. Services	97	99	66
Drug Use: E.R. Services, then Discharged	193	182	173
Drug Use: E.R. Services, then Admitted	95	58	53
Drug Use: Admitted without E.R. Services	173	154	132
Mental: E.R. Services, then Discharged	2,125	2,236	1,858
Mental: E.R. Services, then Admitted	289	239	133
Mental: Admitted without E.R. Services	683	729	420

Source: Missouri Department of Health and Senior Services

\*\* Hospital encounters are categorized based on ICD-10 diagnosis codes. Beginning with 2020 data, individuals with more than one encounter for a substance use or mental disorder are counted for each encounter they have during the calendar year.

## JUVENILE COURT REFERRALS

	2022	2021	2020
Child Abuse	13	12	13
Child Neglect	52	48	68
Child Custody Issues	36	21	20
Juvenile Violent Offenses	92	68	59
Juvenile Alcohol Offenses	5	3	5
Juvenile Drug Offenses	8	13	11
School Truancy	5	4	2
Absent from Home	61	21	45
Beyond Parental Control	20	10	16
Injurious Behavior	14	6	9

Source: Missouri Office of State Courts Administrator.

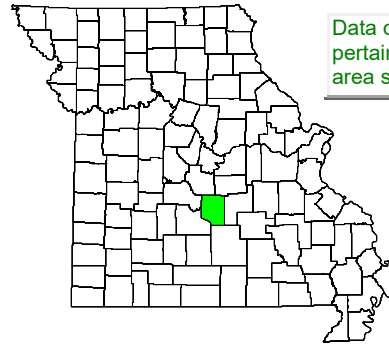
## SCHOOL REPORTS \*\*\*

	2022-23	2021-22	2020-21
Reported School Suspensions	42	60	17
Reported Substance Related Suspensions	15	5	0
Reported Violence or Weapon Suspensions	0	8	0
Enrollment Grades K-8	3,310	3,338	3,170
Enrollment Grades 9-12	1,541	1,564	1,564
Dropouts	12	28	10

Source: Missouri Department of Elementary and Secondary Education.

\*\*\* County-level data are aggregated by school district. Reported suspensions and dropouts fewer than 5 in a district are suppressed and represented as zero in the county totals.

# PULASKI COUNTY



Data on this page pertain to the map area shaded green.

## DEMOGRAPHICS

	2022	2021	2020
Population Estimate	53,941	53,850	54,017
Median Household Income	\$61,718	\$58,046	\$59,126
Poverty Estimate, Individuals of All Ages	5,331	5,522	5,311
Poverty Estimate, Children Under Age 18	1,599	1,649	1,600
Labor Force	14,517	14,585	14,583
Employed	14,089	13,938	13,761
Unemployed	428	647	822
Unemployment Rate	2.9%	4.4%	5.6%

## BIRTHS AND DEATHS

	2022	2021	2020
Resident Births	689	741	708
Resident Deaths	425	459	407
Suicide	9	13	7
Homicide	2	2	1
Alcohol Induced Deaths	4	2	3
Drug Induced Deaths	32	27	29
Smoking Attributable Deaths	64	63	59

Source: Missouri Department of Health and Senior Services

## IMPAIRED DRIVING

	2022	2021	2020
Alcohol Involved Fatal Crashes	1	1	1
Alcohol Involved Injury Crashes	20	18	17
Alcohol Involved Property Damage Crashes	27	30	31
Killed in Alcohol Involved Crashes	1	1	1
Injured in Alcohol Involved Crashes	26	20	19
Drug Involved Fatal Crashes	0	2	1
Drug Involved Injury Crashes	3	3	4
Drug Involved Property Damage Crashes	6	7	5
Killed in Drug Involved Crashes	0	2	1
Injured in Drug Involved Crashes	3	3	4

Source: Missouri Department of Public Safety, Missouri State Highway Patrol.

## POLICE REPORTS

	2022	2021	2020
DUI Arrests, DWI Tracking System	211	213	162
Liquor Law Arrests	2	4	1
Drug Arrests	95	80	188
Violent Offenses	51	84	96
Domestic Violence Reports	133	146	198
Property Offenses	441	522	650

Source: Missouri Department of Public Safety, Missouri State Highway Patrol.

## CRIMINAL JUSTICE

	FY 2023	FY 2022	FY 2021
Treatment Court Participants	35	25	39
Drug Conviction: Probation	62	75	62
Drug Conviction: Prison	51	49	50
Drug Conviction: Parole	56	70	54
DWI Conviction: Probation	1	2	2
DWI Conviction: Prison	1	1	1
DWI Conviction: Parole	0	0	1

Sources: Missouri Office of State Courts Administrator; Missouri Department of Corrections.

## JUVENILE PLACEMENTS \*

	2022	2021	2020
Total Out-of-Home Placements	64	90	89
Parental Alcohol Use Reported	2	10	5
Parental Drug Use Reported	31	41	57
Parental Use of Both Alcohol and Drugs Reported	2	2	4

Source: Missouri Department of Social Services, Children's Division

\* The Children's Division reports do not encompass all reasons for a removal from home but document adverse conditions. Multiple factors are often considered when a child is placed out of the home. Removals involving parental substance use conditions are included in this profile. Some 2022 data are not fully compatible with prior years' data due to category changes.

## HOSPITAL / EMERGENCY ROOM \*\*

Principal Disorder	2021	2020	2019
Alcohol Use: E.R. Services, then Discharged	64	68	57
Alcohol Use: E.R. Services, then Admitted	14	11	16
Alcohol Use: Admitted without E.R. Services	21	11	10
Drug Use: E.R. Services, then Discharged	81	121	92
Drug Use: E.R. Services, then Admitted	6	15	18
Drug Use: Admitted without E.R. Services	28	35	11
Mental: E.R. Services, then Discharged	244	218	200
Mental: E.R. Services, then Admitted	24	134	155
Mental: Admitted without E.R. Services	338	276	186

## HOSPITAL / EMERGENCY ROOM

Secondary Disorder	2021	2020	2019
Alcohol Use: E.R. Services, then Discharged	59	59	60
Alcohol Use: E.R. Services, then Admitted	31	91	84
Alcohol Use: Admitted without E.R. Services	153	86	67
Drug Use: E.R. Services, then Discharged	131	126	80
Drug Use: E.R. Services, then Admitted	30	137	127
Drug Use: Admitted without E.R. Services	204	134	115
Mental: E.R. Services, then Discharged	549	571	265
Mental: E.R. Services, then Admitted	217	421	358
Mental: Admitted without E.R. Services	875	638	461

Source: Missouri Department of Health and Senior Services

\*\* Hospital encounters are categorized based on ICD-10 diagnosis codes. Beginning with 2020 data, individuals with more than one encounter for a substance use or mental disorder are counted for each encounter they have during the calendar year.

## JUVENILE COURT REFERRALS

	2022	2021	2020
Child Abuse	119	88	68
Child Neglect	216	245	145
Child Custody Issues	3	2	5
Juvenile Violent Offenses	25	10	18
Juvenile Alcohol Offenses	1	0	0
Juvenile Drug Offenses	13	12	7
School Truancy	94	88	59
Absent from Home	36	14	20
Beyond Parental Control	3	5	8
Injurious Behavior	256	161	82

Source: Missouri Office of State Courts Administrator.

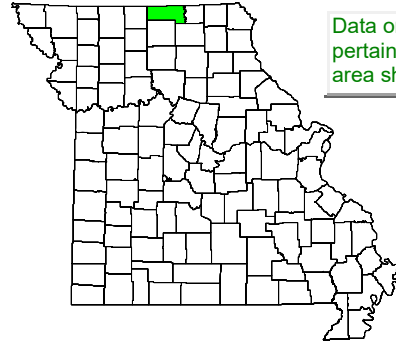
## SCHOOL REPORTS \*\*\*

	2022-23	2021-22	2020-21
Reported School Suspensions	195	217	106
Reported Substance Related Suspensions	52	48	14
Reported Violence or Weapon Suspensions	8	6	0
Enrollment Grades K-8	5,900	5,827	5,806
Enrollment Grades 9-12	2,532	2,406	2,263
Dropouts	40	48	43

Source: Missouri Department of Elementary and Secondary Education.

\*\*\* County-level data are aggregated by school district. Reported suspensions and dropouts fewer than 5 in a district are suppressed and represented as zero in the county totals.

# PUTNAM COUNTY



Data on this page pertain to the map area shaded green.

## DEMOGRAPHICS

	2022	2021	2020
Population Estimate	4,666	4,696	4,696
Median Household Income	\$49,532	\$46,774	\$46,546
Poverty Estimate, Individuals of All Ages	752	669	702
Poverty Estimate, Children Under Age 18	230	221	218
Labor Force	2,162	2,233	2,275
Employed	2,112	2,163	2,175
Unemployed	50	70	100
Unemployment Rate	2.3%	3.1%	4.4%

## BIRTHS AND DEATHS

	2022	2021	2020
Resident Births	67	48	66
Resident Deaths	85	89	72
Suicide	3	0	2
Homicide	0	0	0
Alcohol Induced Deaths	0	0	0
Drug Induced Deaths	3	1	1
Smoking Attributable Deaths	18	16	10

Source: Missouri Department of Health and Senior Services

## IMPAIRED DRIVING

	2022	2021	2020
Alcohol Involved Fatal Crashes	0	1	0
Alcohol Involved Injury Crashes	2	3	1
Alcohol Involved Property Damage Crashes	2	0	3
Killed in Alcohol Involved Crashes	0	1	0
Injured in Alcohol Involved Crashes	2	4	1
Drug Involved Fatal Crashes	0	0	0
Drug Involved Injury Crashes	0	0	1
Drug Involved Property Damage Crashes	0	0	0
Killed in Drug Involved Crashes	0	0	0
Injured in Drug Involved Crashes	0	0	1

Source: Missouri Department of Public Safety, Missouri State Highway Patrol.

## POLICE REPORTS

	2022	2021	2020
DUI Arrests, DWI Tracking System	39	21	17
Liquor Law Arrests	0	0	0
Drug Arrests	7	0	0
Violent Offenses	7	0	1
Domestic Violence Reports	11	0	1
Property Offenses	5	0	0

Source: Missouri Department of Public Safety, Missouri State Highway Patrol.

## CRIMINAL JUSTICE

	FY 2023	FY 2022	FY 2021
Treatment Court Participants	12	9	9
Drug Conviction: Probation	11	6	6
Drug Conviction: Prison	7	1	3
Drug Conviction: Parole	2	5	4
DWI Conviction: Probation	1	1	0
DWI Conviction: Prison	0	0	0
DWI Conviction: Parole	0	0	0

Sources: Missouri Office of State Courts Administrator; Missouri Department of Corrections.

## JUVENILE PLACEMENTS \*

	2022	2021	2020
Total Out-of-Home Placements	4	11	7
Parental Alcohol Use Reported	0	0	0
Parental Drug Use Reported	0	5	3
Parental Use of Both Alcohol and Drugs Reported	0	0	0

Source: Missouri Department of Social Services, Children's Division

\* The Children's Division reports do not encompass all reasons for a removal from home but document adverse conditions. Multiple factors are often considered when a child is placed out of the home. Removals involving parental substance use conditions are included in this profile. Some 2022 data are not fully compatible with prior years' data due to category changes.

## HOSPITAL / EMERGENCY ROOM \*\*

Principal Disorder	2021	2020	2019
Alcohol Use: E.R. Services, then Discharged	3	8	6
Alcohol Use: E.R. Services, then Admitted	0	0	0
Alcohol Use: Admitted without E.R. Services	2	2	1
Drug Use: E.R. Services, then Discharged	4	4	4
Drug Use: E.R. Services, then Admitted	0	4	3
Drug Use: Admitted without E.R. Services	0	2	1
Mental: E.R. Services, then Discharged	31	22	14
Mental: E.R. Services, then Admitted	7	6	3
Mental: Admitted without E.R. Services	8	27	14

## HOSPITAL / EMERGENCY ROOM

Secondary Disorder	2021	2020	2019
Alcohol Use: E.R. Services, then Discharged	6	10	5
Alcohol Use: E.R. Services, then Admitted	4	4	5
Alcohol Use: Admitted without E.R. Services	16	24	5
Drug Use: E.R. Services, then Discharged	11	9	10
Drug Use: E.R. Services, then Admitted	7	5	4
Drug Use: Admitted without E.R. Services	9	10	17
Mental: E.R. Services, then Discharged	87	152	153
Mental: E.R. Services, then Admitted	14	14	8
Mental: Admitted without E.R. Services	134	138	78

Source: Missouri Department of Health and Senior Services

\*\* Hospital encounters are categorized based on ICD-10 diagnosis codes. Beginning with 2020 data, individuals with more than one encounter for a substance use or mental disorder are counted for each encounter they have during the calendar year.

## JUVENILE COURT REFERRALS

	2022	2021	2020
Child Abuse	16	0	7
Child Neglect	28	27	15
Child Custody Issues	0	0	0
Juvenile Violent Offenses	1	3	1
Juvenile Alcohol Offenses	1	1	1
Juvenile Drug Offenses	3	0	2
School Truancy	11	0	0
Absent from Home	0	0	2
Beyond Parental Control	8	0	0
Injurious Behavior	8	10	8

Source: Missouri Office of State Courts Administrator.

## SCHOOL REPORTS \*\*\*

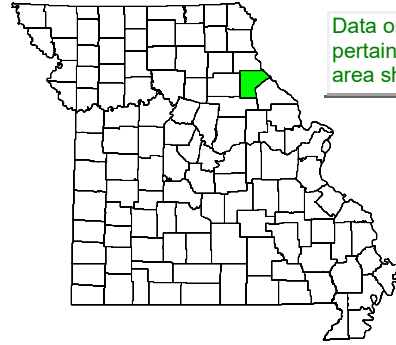
	2022-23	2021-22	2020-21
Reported School Suspensions	17	10	7
Reported Substance Related Suspensions	0	0	0
Reported Violence or Weapon Suspensions	0	0	0
Enrollment Grades K-8	420	424	414
Enrollment Grades 9-12	209	192	196
Dropouts	0	0	0

Source: Missouri Department of Elementary and Secondary Education.

\*\*\* County-level data are aggregated by school district. Reported suspensions and dropouts fewer than 5 in a district are suppressed and represented as zero in the county totals.



# RALLS COUNTY



Data on this page pertain to the map area shaded green.

## DEMOGRAPHICS

	2022	2021	2020
Population Estimate	10,420	10,378	10,357
Median Household Income	\$65,016	\$61,239	\$57,061
Poverty Estimate, Individuals of All Ages	967	1,006	1,167
Poverty Estimate, Children Under Age 18	273	277	239
Labor Force	5,405	5,602	5,627
Employed	5,280	5,412	5,376
Unemployed	125	190	251
Unemployment Rate	2.3%	3.4%	4.5%

## BIRTHS AND DEATHS

	2022	2021	2020
Resident Births	99	99	100
Resident Deaths	134	137	146
Suicide	1	3	1
Homicide	1	0	0
Alcohol Induced Deaths	0	1	0
Drug Induced Deaths	0	3	1
Smoking Attributable Deaths	17	20	22

Source: Missouri Department of Health and Senior Services

## IMPAIRED DRIVING

	2022	2021	2020
Alcohol Involved Fatal Crashes	1	1	3
Alcohol Involved Injury Crashes	2	4	6
Alcohol Involved Property Damage Crashes	3	6	6
Killed in Alcohol Involved Crashes	1	1	3
Injured in Alcohol Involved Crashes	2	8	11
Drug Involved Fatal Crashes	0	0	3
Drug Involved Injury Crashes	0	0	4
Drug Involved Property Damage Crashes	1	2	1
Killed in Drug Involved Crashes	0	0	3
Injured in Drug Involved Crashes	0	0	7

Source: Missouri Department of Public Safety, Missouri State Highway Patrol.

## POLICE REPORTS

	2022	2021	2020
DUI Arrests, DWI Tracking System	34	34	45
Liquor Law Arrests	0	2	0
Drug Arrests	19	24	20
Violent Offenses	6	5	22
Domestic Violence Reports	30	17	18
Property Offenses	44	51	77

Source: Missouri Department of Public Safety, Missouri State Highway Patrol.

## CRIMINAL JUSTICE

	FY 2023	FY 2022	FY 2021
Treatment Court Participants	0	0	0
Drug Conviction: Probation	8	15	4
Drug Conviction: Prison	11	13	12
Drug Conviction: Parole	11	20	17
DWI Conviction: Probation	0	0	0
DWI Conviction: Prison	0	1	1
DWI Conviction: Parole	0	1	1

Sources: Missouri Office of State Courts Administrator; Missouri Department of Corrections.

## JUVENILE PLACEMENTS \*

	2022	2021	2020
Total Out-of-Home Placements	3	14	8
Parental Alcohol Use Reported	0	0	0
Parental Drug Use Reported	1	6	3
Parental Use of Both Alcohol and Drugs Reporte	0	0	0

Source: Missouri Department of Social Services, Children's Division

\* The Children's Division reports do not encompass all reasons for a removal from home but document adverse conditions. Multiple factors are often considered when a child is placed out of the home. Removals involving parental substance use conditions are included in this profile. Some 2022 data are not fully compatible with prior years' data due to category changes.

## HOSPITAL / EMERGENCY ROOM \*\*

Principal Disorder	2021	2020	2019
Alcohol Use: E.R. Services, then Discharged	10	10	8
Alcohol Use: E.R. Services, then Admitted	2	2	2
Alcohol Use: Admitted without E.R. Services	1	0	1
Drug Use: E.R. Services, then Discharged	7	6	4
Drug Use: E.R. Services, then Admitted	0	2	1
Drug Use: Admitted without E.R. Services	1	1	1
Mental: E.R. Services, then Discharged	31	54	35
Mental: E.R. Services, then Admitted	14	14	5
Mental: Admitted without E.R. Services	22	34	15

## HOSPITAL / EMERGENCY ROOM

Secondary Disorder	2021	2020	2019
Alcohol Use: E.R. Services, then Discharged	13	12	4
Alcohol Use: E.R. Services, then Admitted	16	16	13
Alcohol Use: Admitted without E.R. Services	3	7	3
Drug Use: E.R. Services, then Discharged	29	37	5
Drug Use: E.R. Services, then Admitted	15	17	13
Drug Use: Admitted without E.R. Services	9	13	7
Mental: E.R. Services, then Discharged	106	198	65
Mental: E.R. Services, then Admitted	132	157	74
Mental: Admitted without E.R. Services	75	61	55

Source: Missouri Department of Health and Senior Services

\*\* Hospital encounters are categorized based on ICD-10 diagnosis codes. Beginning with 2020 data, individuals with more than one encounter for a substance use or mental disorder are counted for each encounter they have during the calendar year.

## JUVENILE COURT REFERRALS

	2022	2021	2020
Child Abuse	2	0	0
Child Neglect	3	0	0
Child Custody Issues	4	0	1
Juvenile Violent Offenses	8	1	0
Juvenile Alcohol Offenses	0	0	0
Juvenile Drug Offenses	5	0	0
School Truancy	3	2	0
Absent from Home	0	0	0
Beyond Parental Control	14	0	1
Injurious Behavior	3	1	0

Source: Missouri Office of State Courts Administrator.

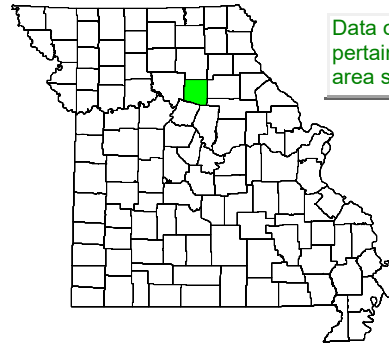
## SCHOOL REPORTS \*\*\*

	2022-23	2021-22	2020-21
Reported School Suspensions	10	5	0
Reported Substance Related Suspensions	0	0	0
Reported Violence or Weapon Suspensions	0	0	0
Enrollment Grades K-8	554	520	489
Enrollment Grades 9-12	257	256	245
Dropouts	0	0	0

Source: Missouri Department of Elementary and Secondary Education.

\*\*\* County-level data are aggregated by school district. Reported suspensions and dropouts fewer than 5 in a district are suppressed and represented as zero in the county totals.

# RANDOLPH COUNTY



Data on this page pertain to the map area shaded green.

## DEMOGRAPHICS

	2022	2021	2020
Population Estimate	24,622	24,569	24,454
Median Household Income	\$48,762	\$48,560	\$51,924
Poverty Estimate, Individuals of All Ages	3,777	3,439	2,676
Poverty Estimate, Children Under Age 18	1,094	1,039	736
Labor Force	10,191	10,273	10,210
Employed	9,931	9,840	9,605
Unemployed	260	433	605
Unemployment Rate	2.6%	4.2%	5.9%

## BIRTHS AND DEATHS

	2022	2021	2020
Resident Births	288	279	253
Resident Deaths	327	358	342
Suicide	6	6	6
Homicide	0	2	0
Alcohol Induced Deaths	5	4	0
Drug Induced Deaths	6	6	2
Smoking Attributable Deaths	53	62	51

Source: Missouri Department of Health and Senior Services

## IMPAIRED DRIVING

	2022	2021	2020
Alcohol Involved Fatal Crashes	0	0	1
Alcohol Involved Injury Crashes	6	7	6
Alcohol Involved Property Damage Crashes	15	11	15
Killed in Alcohol Involved Crashes	0	0	1
Injured in Alcohol Involved Crashes	6	8	8
Drug Involved Fatal Crashes	0	0	0
Drug Involved Injury Crashes	2	2	2
Drug Involved Property Damage Crashes	1	6	3
Killed in Drug Involved Crashes	0	0	0
Injured in Drug Involved Crashes	4	2	3

Source: Missouri Department of Public Safety, Missouri State Highway Patrol.

## POLICE REPORTS

	2022	2021	2020
DUI Arrests, DWI Tracking System	120	170	112
Liquor Law Arrests	0	4	0
Drug Arrests	113	103	90
Violent Offenses	85	124	85
Domestic Violence Reports	111	109	131
Property Offenses	252	303	299

Source: Missouri Department of Public Safety, Missouri State Highway Patrol.

## CRIMINAL JUSTICE

	FY 2023	FY 2022	FY 2021
Treatment Court Participants	12	15	14
Drug Conviction: Probation	82	87	50
Drug Conviction: Prison	52	58	41
Drug Conviction: Parole	92	95	65
DWI Conviction: Probation	7	9	8
DWI Conviction: Prison	2	0	6
DWI Conviction: Parole	6	11	3

Sources: Missouri Office of State Courts Administrator; Missouri Department of Corrections.

## JUVENILE PLACEMENTS \*

	2022	2021	2020
Total Out-of-Home Placements	86	74	53
Parental Alcohol Use Reported	7	6	2
Parental Drug Use Reported	28	27	14
Parental Use of Both Alcohol and Drugs Reporte	7	2	1

Source: Missouri Department of Social Services, Children's Division

\* The Children's Division reports do not encompass all reasons for a removal from home but document adverse conditions. Multiple factors are often considered when a child is placed out of the home. Removals involving parental substance use conditions are included in this profile. Some 2022 data are not fully compatible with prior years' data due to category changes.

## HOSPITAL / EMERGENCY ROOM \*\*

Principal Disorder	2021	2020	2019
Alcohol Use: E.R. Services, then Discharged	49	47	34
Alcohol Use: E.R. Services, then Admitted	12	13	6
Alcohol Use: Admitted without E.R. Services	13	16	8
Drug Use: E.R. Services, then Discharged	66	46	38
Drug Use: E.R. Services, then Admitted	7	12	17
Drug Use: Admitted without E.R. Services	13	12	7
Mental: E.R. Services, then Discharged	209	163	178
Mental: E.R. Services, then Admitted	122	110	76
Mental: Admitted without E.R. Services	239	237	121

## HOSPITAL / EMERGENCY ROOM

Secondary Disorder	2021	2020	2019
Alcohol Use: E.R. Services, then Discharged	72	74	25
Alcohol Use: E.R. Services, then Admitted	50	50	44
Alcohol Use: Admitted without E.R. Services	81	72	42
Drug Use: E.R. Services, then Discharged	143	115	77
Drug Use: E.R. Services, then Admitted	83	76	67
Drug Use: Admitted without E.R. Services	126	115	102
Mental: E.R. Services, then Discharged	1,136	1,475	948
Mental: E.R. Services, then Admitted	285	351	205
Mental: Admitted without E.R. Services	739	799	411

Source: Missouri Department of Health and Senior Services

\*\* Hospital encounters are categorized based on ICD-10 diagnosis codes. Beginning with 2020 data, individuals with more than one encounter for a substance use or mental disorder are counted for each encounter they have during the calendar year.

## JUVENILE COURT REFERRALS

	2022	2021	2020
Child Abuse	96	92	126
Child Neglect	163	109	151
Child Custody Issues	0	0	0
Juvenile Violent Offenses	18	8	22
Juvenile Alcohol Offenses	0	0	1
Juvenile Drug Offenses	14	8	2
School Truancy	89	63	52
Absent from Home	27	26	14
Beyond Parental Control	28	15	11
Injurious Behavior	149	103	87

Source: Missouri Office of State Courts Administrator.

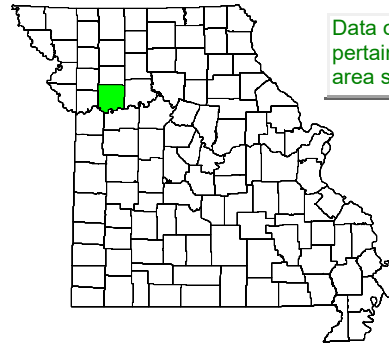
## SCHOOL REPORTS \*\*\*

	2022-23	2021-22	2020-21
Reported School Suspensions	64	46	26
Reported Substance Related Suspensions	13	7	12
Reported Violence or Weapon Suspensions	9	12	0
Enrollment Grades K-8	2,197	2,191	2,195
Enrollment Grades 9-12	1,055	1,102	1,092
Dropouts	15	26	21

Source: Missouri Department of Elementary and Secondary Education.

\*\*\* County-level data are aggregated by school district. Reported suspensions and dropouts fewer than 5 in a district are suppressed and represented as zero in the county totals.

# RAY COUNTY



Data on this page pertain to the map area shaded green.

## DEMOGRAPHICS

	2022	2021	2020
Population Estimate	23,107	23,061	23,129
Median Household Income	\$70,506	\$68,609	\$64,014
Poverty Estimate, Individuals of All Ages	2,876	2,361	2,261
Poverty Estimate, Children Under Age 18	851	732	630
Labor Force	10,910	10,983	10,966
Employed	10,546	10,272	10,213
Unemployed	364	711	753
Unemployment Rate	3.3%	6.5%	6.9%

## BIRTHS AND DEATHS

	2022	2021	2020
Resident Births	241	258	264
Resident Deaths	342	354	339
Suicide	7	10	3
Homicide	3	0	0
Alcohol Induced Deaths	0	5	4
Drug Induced Deaths	8	6	1
Smoking Attributable Deaths	49	50	59

Source: Missouri Department of Health and Senior Services

## IMPAIRED DRIVING

	2022	2021	2020
Alcohol Involved Fatal Crashes	0	0	2
Alcohol Involved Injury Crashes	11	9	7
Alcohol Involved Property Damage Crashes	14	9	9
Killed in Alcohol Involved Crashes	0	0	2
Injured in Alcohol Involved Crashes	12	15	11
Drug Involved Fatal Crashes	0	1	1
Drug Involved Injury Crashes	3	2	1
Drug Involved Property Damage Crashes	2	3	7
Killed in Drug Involved Crashes	0	1	1
Injured in Drug Involved Crashes	4	4	2

Source: Missouri Department of Public Safety, Missouri State Highway Patrol.

## POLICE REPORTS

	2022	2021	2020
DUI Arrests, DWI Tracking System	86	59	70
Liquor Law Arrests	2	4	0
Drug Arrests	59	49	78
Violent Offenses	120	157	136
Domestic Violence Reports	170	151	349
Property Offenses	296	235	317

Source: Missouri Department of Public Safety, Missouri State Highway Patrol.

## CRIMINAL JUSTICE

	FY 2023	FY 2022	FY 2021
Treatment Court Participants	25	14	15
Drug Conviction: Probation	24	43	47
Drug Conviction: Prison	20	37	40
Drug Conviction: Parole	38	42	33
DWI Conviction: Probation	1	3	3
DWI Conviction: Prison	1	1	3
DWI Conviction: Parole	1	1	2

Sources: Missouri Office of State Courts Administrator; Missouri Department of Corrections.

## JUVENILE PLACEMENTS \*

	2022	2021	2020
Total Out-of-Home Placements	2	4	14
Parental Alcohol Use Reported	0	0	0
Parental Drug Use Reported	0	0	5
Parental Use of Both Alcohol and Drugs Reported	0	0	0

Source: Missouri Department of Social Services, Children's Division

\* The Children's Division reports do not encompass all reasons for a removal from home but document adverse conditions. Multiple factors are often considered when a child is placed out of the home. Removals involving parental substance use conditions are included in this profile. Some 2022 data are not fully compatible with prior years' data due to category changes.

## HOSPITAL / EMERGENCY ROOM \*\*

Principal Disorder	2021	2020	2019
Alcohol Use: E.R. Services, then Discharged	39	51	35
Alcohol Use: E.R. Services, then Admitted	5	9	3
Alcohol Use: Admitted without E.R. Services	28	21	7
Drug Use: E.R. Services, then Discharged	35	37	31
Drug Use: E.R. Services, then Admitted	1	2	3
Drug Use: Admitted without E.R. Services	5	9	7
Mental: E.R. Services, then Discharged	242	255	168
Mental: E.R. Services, then Admitted	6	2	4
Mental: Admitted without E.R. Services	213	162	101

## HOSPITAL / EMERGENCY ROOM

Secondary Disorder	2021	2020	2019
Alcohol Use: E.R. Services, then Discharged	52	58	38
Alcohol Use: E.R. Services, then Admitted	20	22	21
Alcohol Use: Admitted without E.R. Services	70	84	53
Drug Use: E.R. Services, then Discharged	75	86	56
Drug Use: E.R. Services, then Admitted	41	26	34
Drug Use: Admitted without E.R. Services	165	125	106
Mental: E.R. Services, then Discharged	319	339	308
Mental: E.R. Services, then Admitted	210	212	170
Mental: Admitted without E.R. Services	531	509	425

Source: Missouri Department of Health and Senior Services

\*\* Hospital encounters are categorized based on ICD-10 diagnosis codes. Beginning with 2020 data, individuals with more than one encounter for a substance use or mental disorder are counted for each encounter they have during the calendar year.

## JUVENILE COURT REFERRALS

	2022	2021	2020
Child Abuse	11	20	15
Child Neglect	2	2	17
Child Custody Issues	0	0	0
Juvenile Violent Offenses	24	23	30
Juvenile Alcohol Offenses	4	0	1
Juvenile Drug Offenses	16	6	5
School Truancy	9	12	6
Absent from Home	6	8	22
Beyond Parental Control	2	4	3
Injurious Behavior	45	26	54

Source: Missouri Office of State Courts Administrator.

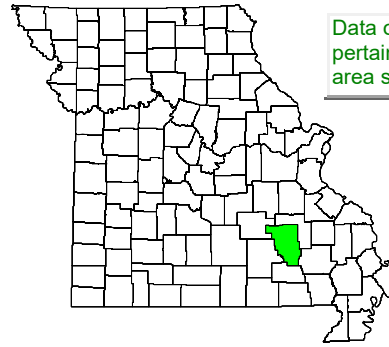
## SCHOOL REPORTS \*\*\*

	2022-23	2021-22	2020-21
Reported School Suspensions	32	20	0
Reported Substance Related Suspensions	0	5	0
Reported Violence or Weapon Suspensions	0	0	0
Enrollment Grades K-8	2,099	2,068	2,054
Enrollment Grades 9-12	950	944	911
Dropouts	11	19	15

Source: Missouri Department of Elementary and Secondary Education.

\*\*\* County-level data are aggregated by school district. Reported suspensions and dropouts fewer than 5 in a district are suppressed and represented as zero in the county totals.

# REYNOLDS COUNTY



Data on this page pertain to the map area shaded green.

## DEMOGRAPHICS

	2022	2021	2020
Population Estimate	6,006	6,082	6,077
Median Household Income	\$44,409	\$42,611	\$39,089
Poverty Estimate, Individuals of All Ages	1,268	984	1,177
Poverty Estimate, Children Under Age 18	322	358	368
Labor Force	2,803	2,936	2,922
Employed	2,722	2,815	2,756
Unemployed	81	121	166
Unemployment Rate	2.9%	4.1%	5.7%

## BIRTHS AND DEATHS

	2022	2021	2020
Resident Births	66	53	76
Resident Deaths	96	112	95
Suicide	0	0	1
Homicide	0	1	0
Alcohol Induced Deaths	1	0	0
Drug Induced Deaths	0	1	0
Smoking Attributable Deaths	13	19	18

Source: Missouri Department of Health and Senior Services

## IMPAIRED DRIVING

	2022	2021	2020
Alcohol Involved Fatal Crashes	0	2	0
Alcohol Involved Injury Crashes	6	7	5
Alcohol Involved Property Damage Crashes	3	9	3
Killed in Alcohol Involved Crashes	0	2	0
Injured in Alcohol Involved Crashes	8	9	10
Drug Involved Fatal Crashes	0	0	0
Drug Involved Injury Crashes	0	2	0
Drug Involved Property Damage Crashes	0	0	1
Killed in Drug Involved Crashes	0	0	0
Injured in Drug Involved Crashes	0	2	0

Source: Missouri Department of Public Safety, Missouri State Highway Patrol.

## POLICE REPORTS

	2022	2021	2020
DUI Arrests, DWI Tracking System	44	31	26
Liquor Law Arrests	0	0	0
Drug Arrests	0	0	0
Violent Offenses	5	7	0
Domestic Violence Reports	22	6	0
Property Offenses	3	10	24

Source: Missouri Department of Public Safety, Missouri State Highway Patrol.

## CRIMINAL JUSTICE

	FY 2023	FY 2022	FY 2021
Treatment Court Participants	9	10	20
Drug Conviction: Probation	8	19	12
Drug Conviction: Prison	5	11	6
Drug Conviction: Parole	6	7	3
DWI Conviction: Probation	1	1	0
DWI Conviction: Prison	2	0	0
DWI Conviction: Parole	1	0	0

Sources: Missouri Office of State Courts Administrator; Missouri Department of Corrections.

## JUVENILE PLACEMENTS \*

	2022	2021	2020
Total Out-of-Home Placements	15	23	13
Parental Alcohol Use Reported	0	2	0
Parental Drug Use Reported	12	15	7
Parental Use of Both Alcohol and Drugs Reported	0	2	0

Source: Missouri Department of Social Services, Children's Division

\* The Children's Division reports do not encompass all reasons for a removal from home but document adverse conditions. Multiple factors are often considered when a child is placed out of the home. Removals involving parental substance use conditions are included in this profile. Some 2022 data are not fully compatible with prior years' data due to category changes.

## HOSPITAL / EMERGENCY ROOM \*\*

Principal Disorder	2021	2020	2019
Alcohol Use: E.R. Services, then Discharged	8	11	14
Alcohol Use: E.R. Services, then Admitted	1	3	2
Alcohol Use: Admitted without E.R. Services	1	1	2
Drug Use: E.R. Services, then Discharged	12	11	2
Drug Use: E.R. Services, then Admitted	4	3	2
Drug Use: Admitted without E.R. Services	2	2	1
Mental: E.R. Services, then Discharged	39	45	37
Mental: E.R. Services, then Admitted	20	20	25
Mental: Admitted without E.R. Services	59	56	25

## HOSPITAL / EMERGENCY ROOM

Secondary Disorder	2021	2020	2019
Alcohol Use: E.R. Services, then Discharged	13	19	14
Alcohol Use: E.R. Services, then Admitted	14	17	14
Alcohol Use: Admitted without E.R. Services	10	18	9
Drug Use: E.R. Services, then Discharged	29	22	31
Drug Use: E.R. Services, then Admitted	26	27	33
Drug Use: Admitted without E.R. Services	35	27	18
Mental: E.R. Services, then Discharged	129	151	116
Mental: E.R. Services, then Admitted	86	99	76
Mental: Admitted without E.R. Services	114	119	75

Source: Missouri Department of Health and Senior Services

\*\* Hospital encounters are categorized based on ICD-10 diagnosis codes. Beginning with 2020 data, individuals with more than one encounter for a substance use or mental disorder are counted for each encounter they have during the calendar year.

## JUVENILE COURT REFERRALS

	2022	2021	2020
Child Abuse	2	0	1
Child Neglect	10	20	7
Child Custody Issues	0	0	0
Juvenile Violent Offenses	1	0	0
Juvenile Alcohol Offenses	2	0	0
Juvenile Drug Offenses	1	1	0
School Truancy	0	0	0
Absent from Home	0	0	0
Beyond Parental Control	6	4	10
Injurious Behavior	5	5	3

Source: Missouri Office of State Courts Administrator.

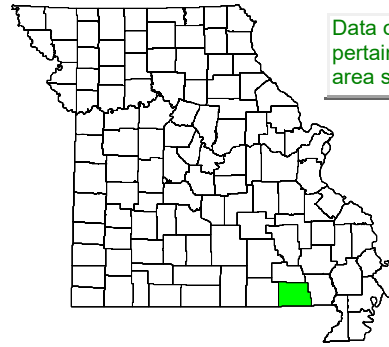
## SCHOOL REPORTS \*\*\*

	2022-23	2021-22	2020-21
Reported School Suspensions	0	0	5
Reported Substance Related Suspensions	0	0	0
Reported Violence or Weapon Suspensions	0	0	0
Enrollment Grades K-8	584	593	617
Enrollment Grades 9-12	283	304	301
Dropouts	0	0	0

Source: Missouri Department of Elementary and Secondary Education.

\*\*\* County-level data are aggregated by school district. Reported suspensions and dropouts fewer than 5 in a district are suppressed and represented as zero in the county totals.

# RIPLEY COUNTY



Data on this page pertain to the map area shaded green.

## DEMOGRAPHICS

	2022	2021	2020
Population Estimate	10,703	10,619	10,670
Median Household Income	\$41,587	\$37,865	\$37,771
Poverty Estimate, Individuals of All Ages	2,361	2,457	2,808
Poverty Estimate, Children Under Age 18	802	810	942
Labor Force	5,042	5,072	4,987
Employed	4,883	4,793	4,593
Unemployed	159	279	394
Unemployment Rate	3.2%	5.5%	7.9%

## BIRTHS AND DEATHS

	2022	2021	2020
Resident Births	127	140	153
Resident Deaths	208	236	220
Suicide	6	2	3
Homicide	1	1	1
Alcohol Induced Deaths	5	1	0
Drug Induced Deaths	3	1	0
Smoking Attributable Deaths	41	35	36

Source: Missouri Department of Health and Senior Services

## IMPAIRED DRIVING

	2022	2021	2020
Alcohol Involved Fatal Crashes	0	1	0
Alcohol Involved Injury Crashes	3	4	2
Alcohol Involved Property Damage Crashes	11	8	9
Killed in Alcohol Involved Crashes	0	1	0
Injured in Alcohol Involved Crashes	3	6	2
Drug Involved Fatal Crashes	0	0	0
Drug Involved Injury Crashes	0	0	1
Drug Involved Property Damage Crashes	2	4	1
Killed in Drug Involved Crashes	0	0	0
Injured in Drug Involved Crashes	0	0	1

Source: Missouri Department of Public Safety, Missouri State Highway Patrol.

## POLICE REPORTS

	2022	2021	2020
DUI Arrests, DWI Tracking System	24	48	29
Liquor Law Arrests	1	0	0
Drug Arrests	31	40	44
Violent Offenses	6	11	11
Domestic Violence Reports	9	23	45
Property Offenses	117	118	213

Source: Missouri Department of Public Safety, Missouri State Highway Patrol.

## CRIMINAL JUSTICE

	FY 2023	FY 2022	FY 2021
Treatment Court Participants	14	11	17
Drug Conviction: Probation	30	29	18
Drug Conviction: Prison	23	15	12
Drug Conviction: Parole	12	8	17
DWI Conviction: Probation	0	1	0
DWI Conviction: Prison	0	1	1
DWI Conviction: Parole	0	0	0

Sources: Missouri Office of State Courts Administrator; Missouri Department of Corrections.

## JUVENILE PLACEMENTS \*

	2022	2021	2020
Total Out-of-Home Placements	43	43	25
Parental Alcohol Use Reported	3	6	0
Parental Drug Use Reported	31	19	21
Parental Use of Both Alcohol and Drugs Reporte	0	6	0

Source: Missouri Department of Social Services, Children's Division

\* The Children's Division reports do not encompass all reasons for a removal from home but document adverse conditions. Multiple factors are often considered when a child is placed out of the home. Removals involving parental substance use conditions are included in this profile. Some 2022 data are not fully compatible with prior years' data due to category changes.

## HOSPITAL / EMERGENCY ROOM \*\*

Principal Disorder	2021	2020	2019
Alcohol Use: E.R. Services, then Discharged	13	16	18
Alcohol Use: E.R. Services, then Admitted	7	5	10
Alcohol Use: Admitted without E.R. Services	6	3	2
Drug Use: E.R. Services, then Discharged	34	32	29
Drug Use: E.R. Services, then Admitted	9	19	15
Drug Use: Admitted without E.R. Services	1	5	4
Mental: E.R. Services, then Discharged	110	126	123
Mental: E.R. Services, then Admitted	110	68	60
Mental: Admitted without E.R. Services	58	70	49

## HOSPITAL / EMERGENCY ROOM

Secondary Disorder	2021	2020	2019
Alcohol Use: E.R. Services, then Discharged	17	22	24
Alcohol Use: E.R. Services, then Admitted	56	75	51
Alcohol Use: Admitted without E.R. Services	19	45	36
Drug Use: E.R. Services, then Discharged	53	46	46
Drug Use: E.R. Services, then Admitted	147	119	76
Drug Use: Admitted without E.R. Services	49	51	57
Mental: E.R. Services, then Discharged	379	566	411
Mental: E.R. Services, then Admitted	313	304	173
Mental: Admitted without E.R. Services	152	209	152

Source: Missouri Department of Health and Senior Services

\*\* Hospital encounters are categorized based on ICD-10 diagnosis codes. Beginning with 2020 data, individuals with more than one encounter for a substance use or mental disorder are counted for each encounter they have during the calendar year.

## JUVENILE COURT REFERRALS

	2022	2021	2020
Child Abuse	4	0	0
Child Neglect	35	37	31
Child Custody Issues	0	0	0
Juvenile Violent Offenses	15	10	7
Juvenile Alcohol Offenses	0	1	0
Juvenile Drug Offenses	3	6	0
School Truancy	0	0	0
Absent from Home	3	9	2
Beyond Parental Control	3	1	1
Injurious Behavior	0	0	0

Source: Missouri Office of State Courts Administrator.

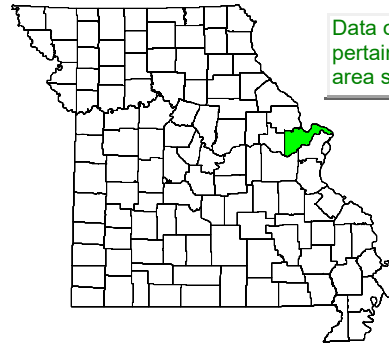
## SCHOOL REPORTS \*\*\*

	2022-23	2021-22	2020-21
Reported School Suspensions	12	23	14
Reported Substance Related Suspensions	0	0	0
Reported Violence or Weapon Suspensions	0	0	0
Enrollment Grades K-8	1,507	1,533	1,500
Enrollment Grades 9-12	578	541	570
Dropouts	10	15	30

Source: Missouri Department of Elementary and Secondary Education.

\*\*\* County-level data are aggregated by school district. Reported suspensions and dropouts fewer than 5 in a district are suppressed and represented as zero in the county totals.

# SAINT CHARLES COUNTY



Data on this page pertain to the map area shaded green.

## DEMOGRAPHICS

	2022	2021	2020
Population Estimate	413,803	410,511	406,385
Median Household Income	\$98,925	\$92,029	\$90,567
Poverty Estimate, Individuals of All Ages	21,209	21,239	20,179
Poverty Estimate, Children Under Age 18	5,350	5,468	4,879
Labor Force	229,549	227,337	224,521
Employed	224,834	219,453	212,786
Unemployed	4,715	7,884	11,735
Unemployment Rate	2.1%	3.5%	5.2%

## BIRTHS AND DEATHS

	2022	2021	2020
Resident Births	4,252	4,220	4,073
Resident Deaths	3,599	3,662	3,792
Suicide	69	57	67
Homicide	11	5	11
Alcohol Induced Deaths	48	51	43
Drug Induced Deaths	105	118	114
Smoking Attributable Deaths	480	456	471

Source: Missouri Department of Health and Senior Services

## IMPAIRED DRIVING

	2022	2021	2020
Alcohol Involved Fatal Crashes	7	10	3
Alcohol Involved Injury Crashes	89	113	98
Alcohol Involved Property Damage Crashes	227	234	212
Killed in Alcohol Involved Crashes	8	10	3
Injured in Alcohol Involved Crashes	118	144	134
Drug Involved Fatal Crashes	1	5	5
Drug Involved Injury Crashes	22	35	47
Drug Involved Property Damage Crashes	38	59	56
Killed in Drug Involved Crashes	1	5	8
Injured in Drug Involved Crashes	32	47	76

Source: Missouri Department of Public Safety, Missouri State Highway Patrol.

## POLICE REPORTS

	2022	2021	2020
DUI Arrests, DWI Tracking System	1,357	1,448	1,214
Liquor Law Arrests	96	90	60
Drug Arrests	1,826	1,488	1,369
Violent Offenses	606	709	744
Domestic Violence Reports	1,306	1,314	2,128
Property Offenses	3,959	4,238	5,219

Source: Missouri Department of Public Safety, Missouri State Highway Patrol.

## CRIMINAL JUSTICE

	FY 2023	FY 2022	FY 2021
Treatment Court Participants	247	187	239
Drug Conviction: Probation	246	256	256
Drug Conviction: Prison	108	110	108
Drug Conviction: Parole	185	145	184
DWI Conviction: Probation	71	83	61
DWI Conviction: Prison	28	25	25
DWI Conviction: Parole	19	20	38

Sources: Missouri Office of State Courts Administrator; Missouri Department of Corrections.

## JUVENILE PLACEMENTS \*

	2022	2021	2020
Total Out-of-Home Placements	95	118	108
Parental Alcohol Use Reported	5	9	8
Parental Drug Use Reported	43	59	52
Parental Use of Both Alcohol and Drugs Reported	2	3	2

Source: Missouri Department of Social Services, Children's Division

\* The Children's Division reports do not encompass all reasons for a removal from home but document adverse conditions. Multiple factors are often considered when a child is placed out of the home. Removals involving parental substance use conditions are included in this profile. Some 2022 data are not fully compatible with prior years' data due to category changes.

## HOSPITAL / EMERGENCY ROOM \*\*

Principal Disorder	2021	2020	2019
Alcohol Use: E.R. Services, then Discharged	777	706	691
Alcohol Use: E.R. Services, then Admitted	329	271	207
Alcohol Use: Admitted without E.R. Services	312	287	283
Drug Use: E.R. Services, then Discharged	472	595	558
Drug Use: E.R. Services, then Admitted	89	101	80
Drug Use: Admitted without E.R. Services	239	210	172
Mental: E.R. Services, then Discharged	2,567	2,445	2,395
Mental: E.R. Services, then Admitted	2,151	2,068	1,368
Mental: Admitted without E.R. Services	1,975	1,871	1,369

## HOSPITAL / EMERGENCY ROOM

Secondary Disorder	2021	2020	2019
Alcohol Use: E.R. Services, then Discharged	791	913	854
Alcohol Use: E.R. Services, then Admitted	1,419	1,398	1,085
Alcohol Use: Admitted without E.R. Services	794	791	765
Drug Use: E.R. Services, then Discharged	1,071	1,077	1,172
Drug Use: E.R. Services, then Admitted	1,501	1,340	954
Drug Use: Admitted without E.R. Services	1,102	1,143	1,012
Mental: E.R. Services, then Discharged	6,694	7,548	7,159
Mental: E.R. Services, then Admitted	8,522	7,104	4,701
Mental: Admitted without E.R. Services	4,821	4,451	3,389

Source: Missouri Department of Health and Senior Services

\*\* Hospital encounters are categorized based on ICD-10 diagnosis codes. Beginning with 2020 data, individuals with more than one encounter for a substance use or mental disorder are counted for each encounter they have during the calendar year.

## JUVENILE COURT REFERRALS

	2022	2021	2020
Child Abuse	17	27	15
Child Neglect	97	135	141
Child Custody Issues	17	27	29
Juvenile Violent Offenses	253	225	208
Juvenile Alcohol Offenses	15	13	27
Juvenile Drug Offenses	120	57	58
School Truancy	37	58	78
Absent from Home	137	152	133
Beyond Parental Control	3	2	2
Injurious Behavior	21	23	12

Source: Missouri Office of State Courts Administrator.

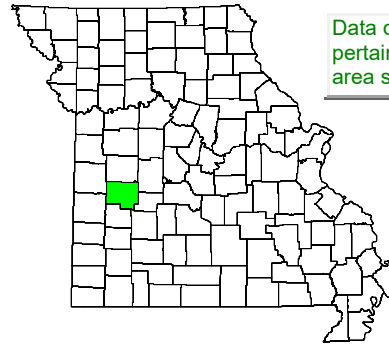
## SCHOOL REPORTS \*\*\*

	2022-23	2021-22	2020-21
Reported School Suspensions	733	514	229
Reported Substance Related Suspensions	318	173	75
Reported Violence or Weapon Suspensions	54	60	0
Enrollment Grades K-8	38,784	38,879	38,583
Enrollment Grades 9-12	18,889	18,767	18,703
Dropouts	210	216	198

Source: Missouri Department of Elementary and Secondary Education.

\*\*\* County-level data are aggregated by school district. Reported suspensions and dropouts fewer than 5 in a district are suppressed and represented as zero in the county totals.

# SAINT CLAIR COUNTY



Data on this page pertain to the map area shaded green.

## DEMOGRAPHICS

	2022	2021	2020
Population Estimate	9,576	9,404	9,351
Median Household Income	\$45,174	\$41,754	\$41,486
Poverty Estimate, Individuals of All Ages	1,855	1,675	1,770
Poverty Estimate, Children Under Age 18	567	554	555
Labor Force	3,786	3,845	3,764
Employed	3,676	3,673	3,534
Unemployed	110	172	230
Unemployment Rate	2.9%	4.5%	6.1%

## BIRTHS AND DEATHS

	2022	2021	2020
Resident Births	116	115	102
Resident Deaths	152	153	165
Suicide	2	1	1
Homicide	0	0	1
Alcohol Induced Deaths	0	1	2
Drug Induced Deaths	1	2	1
Smoking Attributable Deaths	28	26	29

Source: Missouri Department of Health and Senior Services

## IMPAIRED DRIVING

	2022	2021	2020
Alcohol Involved Fatal Crashes	1	0	0
Alcohol Involved Injury Crashes	3	3	4
Alcohol Involved Property Damage Crashes	4	4	5
Killed in Alcohol Involved Crashes	1	0	0
Injured in Alcohol Involved Crashes	3	4	5
Drug Involved Fatal Crashes	0	0	0
Drug Involved Injury Crashes	0	0	1
Drug Involved Property Damage Crashes	0	0	0
Killed in Drug Involved Crashes	0	0	0
Injured in Drug Involved Crashes	0	0	1

Source: Missouri Department of Public Safety, Missouri State Highway Patrol.

## POLICE REPORTS

	2022	2021	2020
DUI Arrests, DWI Tracking System	34	36	36
Liquor Law Arrests	0	0	0
Drug Arrests	17	40	71
Violent Offenses	8	32	26
Domestic Violence Reports	31	72	104
Property Offenses	38	82	147

Source: Missouri Department of Public Safety, Missouri State Highway Patrol.

## CRIMINAL JUSTICE

	FY 2023	FY 2022	FY 2021
Treatment Court Participants	3	3	1
Drug Conviction: Probation	42	35	19
Drug Conviction: Prison	7	13	12
Drug Conviction: Parole	13	18	23
DWI Conviction: Probation	1	1	1
DWI Conviction: Prison	1	0	0
DWI Conviction: Parole	0	1	0

Sources: Missouri Office of State Courts Administrator; Missouri Department of Corrections.

## JUVENILE PLACEMENTS \*

	2022	2021	2020
Total Out-of-Home Placements	2	11	9
Parental Alcohol Use Reported	0	2	0
Parental Drug Use Reported	1	2	4
Parental Use of Both Alcohol and Drugs Reported	0	0	0

Source: Missouri Department of Social Services, Children's Division

\* The Children's Division reports do not encompass all reasons for a removal from home but document adverse conditions. Multiple factors are often considered when a child is placed out of the home. Removals involving parental substance use conditions are included in this profile. Some 2022 data are not fully compatible with prior years' data due to category changes.

## HOSPITAL / EMERGENCY ROOM \*\*

Principal Disorder	2021	2020	2019
Alcohol Use: E.R. Services, then Discharged	12	24	22
Alcohol Use: E.R. Services, then Admitted	5	5	3
Alcohol Use: Admitted without E.R. Services	4	6	4
Drug Use: E.R. Services, then Discharged	7	5	5
Drug Use: E.R. Services, then Admitted	0	1	0
Drug Use: Admitted without E.R. Services	4	5	2
Mental: E.R. Services, then Discharged	68	83	66
Mental: E.R. Services, then Admitted	8	11	5
Mental: Admitted without E.R. Services	96	74	49

## HOSPITAL / EMERGENCY ROOM

Secondary Disorder	2021	2020	2019
Alcohol Use: E.R. Services, then Discharged	35	31	29
Alcohol Use: E.R. Services, then Admitted	7	9	9
Alcohol Use: Admitted without E.R. Services	44	40	24
Drug Use: E.R. Services, then Discharged	30	27	25
Drug Use: E.R. Services, then Admitted	8	12	12
Drug Use: Admitted without E.R. Services	51	47	47
Mental: E.R. Services, then Discharged	246	249	211
Mental: E.R. Services, then Admitted	39	31	34
Mental: Admitted without E.R. Services	259	263	163

Source: Missouri Department of Health and Senior Services

\*\* Hospital encounters are categorized based on ICD-10 diagnosis codes. Beginning with 2020 data, individuals with more than one encounter for a substance use or mental disorder are counted for each encounter they have during the calendar year.

## JUVENILE COURT REFERRALS

	2022	2021	2020
Child Abuse	11	26	12
Child Neglect	37	27	29
Child Custody Issues	0	2	0
Juvenile Violent Offenses	10	9	9
Juvenile Alcohol Offenses	1	0	0
Juvenile Drug Offenses	3	1	3
School Truancy	2	6	2
Absent from Home	5	2	5
Beyond Parental Control	2	5	1
Injurious Behavior	16	14	13

Source: Missouri Office of State Courts Administrator.

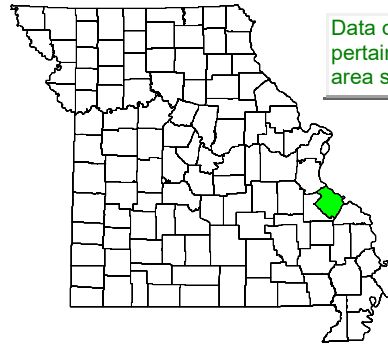
## SCHOOL REPORTS \*\*\*

	2022-23	2021-22	2020-21
Reported School Suspensions	11	24	15
Reported Substance Related Suspensions	0	0	0
Reported Violence or Weapon Suspensions	0	0	0
Enrollment Grades K-8	860	847	851
Enrollment Grades 9-12	399	418	408
Dropouts	0	5	7

Source: Missouri Department of Elementary and Secondary Education.

\*\*\* County-level data are aggregated by school district. Reported suspensions and dropouts fewer than 5 in a district are suppressed and represented as zero in the county totals.

# SAINTE GENEVIEVE COUNTY



Data on this page pertain to the map area shaded green.

## DEMOGRAPHICS

	2022	2021	2020
Population Estimate	18,644	18,571	18,474
Median Household Income	\$63,786	\$63,729	\$58,618
Poverty Estimate, Individuals of All Ages	1,801	1,885	1,582
Poverty Estimate, Children Under Age 18	505	569	434
Labor Force	9,267	9,232	9,239
Employed	9,058	8,916	8,782
Unemployed	209	316	457
Unemployment Rate	2.3%	3.4%	4.9%

## BIRTHS AND DEATHS

	2022	2021	2020
Resident Births	178	192	203
Resident Deaths	228	247	206
Suicide	5	5	6
Homicide	0	0	0
Alcohol Induced Deaths	1	0	1
Drug Induced Deaths	11	8	6
Smoking Attributable Deaths	29	32	32

Source: Missouri Department of Health and Senior Services

## IMPAIRED DRIVING

	2022	2021	2020
Alcohol Involved Fatal Crashes	1	1	0
Alcohol Involved Injury Crashes	4	6	4
Alcohol Involved Property Damage Crashes	17	11	18
Killed in Alcohol Involved Crashes	1	1	0
Injured in Alcohol Involved Crashes	5	7	5
Drug Involved Fatal Crashes	0	0	0
Drug Involved Injury Crashes	0	2	0
Drug Involved Property Damage Crashes	1	6	3
Killed in Drug Involved Crashes	0	0	0
Injured in Drug Involved Crashes	0	2	0

Source: Missouri Department of Public Safety, Missouri State Highway Patrol.

## POLICE REPORTS

	2022	2021	2020
DUI Arrests, DWI Tracking System	73	82	78
Liquor Law Arrests	1	0	0
Drug Arrests	91	58	59
Violent Offenses	76	61	60
Domestic Violence Reports	115	99	144
Property Offenses	157	155	162

Source: Missouri Department of Public Safety, Missouri State Highway Patrol.

## CRIMINAL JUSTICE

	FY 2023	FY 2022	FY 2021
Treatment Court Participants	8	13	15
Drug Conviction: Probation	43	34	31
Drug Conviction: Prison	28	35	28
Drug Conviction: Parole	36	51	32
DWI Conviction: Probation	5	5	1
DWI Conviction: Prison	1	1	0
DWI Conviction: Parole	3	1	1

Sources: Missouri Office of State Courts Administrator; Missouri Department of Corrections.

## JUVENILE PLACEMENTS \*

	2022	2021	2020
Total Out-of-Home Placements	21	18	13
Parental Alcohol Use Reported	0	0	3
Parental Drug Use Reported	13	11	6
Parental Use of Both Alcohol and Drugs Reporte	0	0	3

Source: Missouri Department of Social Services, Children's Division

\* The Children's Division reports do not encompass all reasons for a removal from home but document adverse conditions. Multiple factors are often considered when a child is placed out of the home. Removals involving parental substance use conditions are included in this profile. Some 2022 data are not fully compatible with prior years' data due to category changes.

## HOSPITAL / EMERGENCY ROOM \*\*

Principal Disorder	2021	2020	2019
Alcohol Use: E.R. Services, then Discharged	27	29	21
Alcohol Use: E.R. Services, then Admitted	4	7	5
Alcohol Use: Admitted without E.R. Services	13	0	2
Drug Use: E.R. Services, then Discharged	25	25	41
Drug Use: E.R. Services, then Admitted	4	2	5
Drug Use: Admitted without E.R. Services	15	6	9
Mental: E.R. Services, then Discharged	151	139	130
Mental: E.R. Services, then Admitted	89	83	51
Mental: Admitted without E.R. Services	165	139	65

## HOSPITAL / EMERGENCY ROOM

Secondary Disorder	2021	2020	2019
Alcohol Use: E.R. Services, then Discharged	27	34	29
Alcohol Use: E.R. Services, then Admitted	48	44	30
Alcohol Use: Admitted without E.R. Services	45	35	28
Drug Use: E.R. Services, then Discharged	62	67	56
Drug Use: E.R. Services, then Admitted	62	57	50
Drug Use: Admitted without E.R. Services	81	43	45
Mental: E.R. Services, then Discharged	396	365	284
Mental: E.R. Services, then Admitted	324	266	158
Mental: Admitted without E.R. Services	373	385	203

Source: Missouri Department of Health and Senior Services

\*\* Hospital encounters are categorized based on ICD-10 diagnosis codes. Beginning with 2020 data, individuals with more than one encounter for a substance use or mental disorder are counted for each encounter they have during the calendar year.

## JUVENILE COURT REFERRALS

	2022	2021	2020
Child Abuse	0	4	5
Child Neglect	21	20	9
Child Custody Issues	0	0	0
Juvenile Violent Offenses	18	15	4
Juvenile Alcohol Offenses	0	1	0
Juvenile Drug Offenses	9	7	2
School Truancy	2	4	7
Absent from Home	3	10	4
Beyond Parental Control	6	4	7
Injurious Behavior	9	18	11

Source: Missouri Office of State Courts Administrator.

## SCHOOL REPORTS \*\*\*

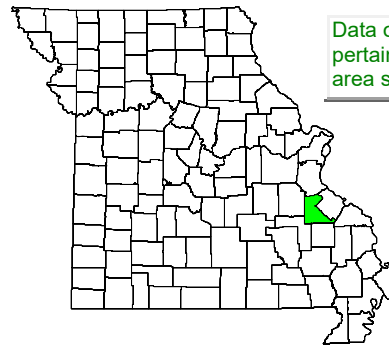
	2022-23	2021-22	2020-21
Reported School Suspensions	11	30	16
Reported Substance Related Suspensions	0	10	8
Reported Violence or Weapon Suspensions	0	7	0
Enrollment Grades K-8	1,247	1,230	1,216
Enrollment Grades 9-12	518	548	554
Dropouts	8	10	16

Source: Missouri Department of Elementary and Secondary Education.

\*\*\* County-level data are aggregated by school district. Reported suspensions and dropouts fewer than 5 in a district are suppressed and represented as zero in the county totals.



# SAINT FRANCOIS COUNTY



Data on this page pertain to the map area shaded green.

## DEMOGRAPHICS

	2022	2021	2020
Population Estimate	66,969	67,057	66,437
Median Household Income	\$48,574	\$48,557	\$48,476
Poverty Estimate, Individuals of All Ages	11,489	11,027	9,762
Poverty Estimate, Children Under Age 18	3,090	3,195	2,564
Labor Force	25,566	26,027	26,414
Employed	24,735	24,772	24,562
Unemployed	831	1,255	1,852
Unemployment Rate	3.3%	4.8%	7.0%

## BIRTHS AND DEATHS

	2022	2021	2020
Resident Births	651	677	695
Resident Deaths	916	1,028	973
Suicide	12	10	12
Homicide	4	2	8
Alcohol Induced Deaths	4	16	6
Drug Induced Deaths	42	52	26
Smoking Attributable Deaths	169	151	161

Source: Missouri Department of Health and Senior Services

## IMPAIRED DRIVING

	2022	2021	2020
Alcohol Involved Fatal Crashes	3	4	1
Alcohol Involved Injury Crashes	25	18	23
Alcohol Involved Property Damage Crashes	26	40	29
Killed in Alcohol Involved Crashes	3	4	1
Injured in Alcohol Involved Crashes	29	24	32
Drug Involved Fatal Crashes	3	0	0
Drug Involved Injury Crashes	5	11	9
Drug Involved Property Damage Crashes	6	20	11
Killed in Drug Involved Crashes	4	0	0
Injured in Drug Involved Crashes	8	19	13

Source: Missouri Department of Public Safety, Missouri State Highway Patrol.

## POLICE REPORTS

	2022	2021	2020
DUI Arrests, DWI Tracking System	137	167	208
Liquor Law Arrests	0	3	2
Drug Arrests	435	204	237
Violent Offenses	173	160	132
Domestic Violence Reports	350	308	283
Property Offenses	1,558	1,574	1,444

Source: Missouri Department of Public Safety, Missouri State Highway Patrol.

## CRIMINAL JUSTICE

	FY 2023	FY 2022	FY 2021
Treatment Court Participants	59	67	58
Drug Conviction: Probation	87	95	75
Drug Conviction: Prison	85	101	94
Drug Conviction: Parole	109	126	137
DWI Conviction: Probation	8	10	7
DWI Conviction: Prison	1	6	4
DWI Conviction: Parole	2	3	11

Sources: Missouri Office of State Courts Administrator; Missouri Department of Corrections.

## JUVENILE PLACEMENTS \*

	2022	2021	2020
Total Out-of-Home Placements	104	131	60
Parental Alcohol Use Reported	3	6	6
Parental Drug Use Reported	65	71	24
Parental Use of Both Alcohol and Drugs Reporte	2	4	5

Source: Missouri Department of Social Services, Children's Division

\* The Children's Division reports do not encompass all reasons for a removal from home but document adverse conditions. Multiple factors are often considered when a child is placed out of the home. Removals involving parental substance use conditions are included in this profile. Some 2022 data are not fully compatible with prior years' data due to category changes.

## HOSPITAL / EMERGENCY ROOM \*\*

Principal Disorder	2021	2020	2019
Alcohol Use: E.R. Services, then Discharged	210	213	165
Alcohol Use: E.R. Services, then Admitted	41	35	20
Alcohol Use: Admitted without E.R. Services	36	42	24
Drug Use: E.R. Services, then Discharged	280	230	234
Drug Use: E.R. Services, then Admitted	18	18	19
Drug Use: Admitted without E.R. Services	49	70	78
Mental: E.R. Services, then Discharged	963	1,111	850
Mental: E.R. Services, then Admitted	261	228	222
Mental: Admitted without E.R. Services	561	667	387

## HOSPITAL / EMERGENCY ROOM

Secondary Disorder	2021	2020	2019
Alcohol Use: E.R. Services, then Discharged	209	254	235
Alcohol Use: E.R. Services, then Admitted	201	161	182
Alcohol Use: Admitted without E.R. Services	173	216	183
Drug Use: E.R. Services, then Discharged	601	787	798
Drug Use: E.R. Services, then Admitted	300	324	287
Drug Use: Admitted without E.R. Services	394	501	371
Mental: E.R. Services, then Discharged	4,058	5,589	4,162
Mental: E.R. Services, then Admitted	1,791	1,631	770
Mental: Admitted without E.R. Services	1,490	1,575	888

Source: Missouri Department of Health and Senior Services

\*\* Hospital encounters are categorized based on ICD-10 diagnosis codes. Beginning with 2020 data, individuals with more than one encounter for a substance use or mental disorder are counted for each encounter they have during the calendar year.

## JUVENILE COURT REFERRALS

	2022	2021	2020
Child Abuse	14	9	1
Child Neglect	73	79	25
Child Custody Issues	0	1	0
Juvenile Violent Offenses	105	97	67
Juvenile Alcohol Offenses	12	9	12
Juvenile Drug Offenses	24	13	8
School Truancy	23	3	4
Absent from Home	1	10	19
Beyond Parental Control	8	25	14
Injurious Behavior	9	10	30

Source: Missouri Office of State Courts Administrator.

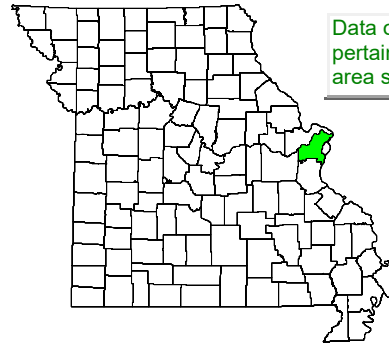
## SCHOOL REPORTS \*\*\*

	2022-23	2021-22	2020-21
Reported School Suspensions	184	153	98
Reported Substance Related Suspensions	25	32	5
Reported Violence or Weapon Suspensions	0	0	0
Enrollment Grades K-8	6,547	6,692	6,889
Enrollment Grades 9-12	3,258	3,208	3,172
Dropouts	46	89	52

Source: Missouri Department of Elementary and Secondary Education.

\*\*\* County-level data are aggregated by school district. Reported suspensions and dropouts fewer than 5 in a district are suppressed and represented as zero in the county totals.

# SAINT LOUIS COUNTY



Data on this page pertain to the map area shaded green.

## DEMOGRAPHICS

	2022	2021	2020
Population Estimate	990,414	998,227	1,003,056
Median Household Income	\$79,609	\$72,507	\$68,964
Poverty Estimate, Individuals of All Ages	101,623	102,288	88,893
Poverty Estimate, Children Under Age 18	30,200	28,662	24,856
Labor Force	527,524	526,087	524,721
Employed	514,653	502,408	491,901
Unemployed	12,871	23,679	32,820
Unemployment Rate	2.4%	4.5%	6.3%

## BIRTHS AND DEATHS

	2022	2021	2020
Resident Births	10,475	10,494	10,575
Resident Deaths	11,281	11,370	12,502
Suicide	151	148	143
Homicide	176	174	189
Alcohol Induced Deaths	130	118	98
Drug Induced Deaths	401	424	407
Smoking Attributable Deaths	1,288	1,285	1,390

Source: Missouri Department of Health and Senior Services

## IMPAIRED DRIVING

	2022	2021	2020
Alcohol Involved Fatal Crashes	10	0	14
Alcohol Involved Injury Crashes	209	232	216
Alcohol Involved Property Damage Crashes	380	381	343
Killed in Alcohol Involved Crashes	11	21	14
Injured in Alcohol Involved Crashes	308	345	291
Drug Involved Fatal Crashes	9	17	15
Drug Involved Injury Crashes	68	86	95
Drug Involved Property Damage Crashes	66	99	91
Killed in Drug Involved Crashes	10	18	19
Injured in Drug Involved Crashes	96	129	130

Source: Missouri Department of Public Safety, Missouri State Highway Patrol.

## POLICE REPORTS

	2022	2021	2020
DUI Arrests, DWI Tracking System	2,343	2,167	1,860
Liquor Law Arrests	105	74	134
Drug Arrests	4,249	4,006	3,903
Violent Offenses	3,980	4,292	4,274
Domestic Violence Reports	4,366	4,666	6,289
Property Offenses	23,538	21,171	22,354

Source: Missouri Department of Public Safety, Missouri State Highway Patrol.

## CRIMINAL JUSTICE

	FY 2023	FY 2022	FY 2021
Treatment Court Participants	343	358	380
Drug Conviction: Probation	219	207	123
Drug Conviction: Prison	32	58	62
Drug Conviction: Parole	74	104	204
DWI Conviction: Probation	70	77	46
DWI Conviction: Prison	5	5	7
DWI Conviction: Parole	6	15	16

Sources: Missouri Office of State Courts Administrator; Missouri Department of Corrections.

## JUVENILE PLACEMENTS \*

	2022	2021	2020
Total Out-of-Home Placements	430	425	437
Parental Alcohol Use Reported	9	11	16
Parental Drug Use Reported	175	170	136
Parental Use of Both Alcohol and Drugs Reported	2	3	6

Source: Missouri Department of Social Services, Children's Division

\* The Children's Division reports do not encompass all reasons for a removal from home but document adverse conditions. Multiple factors are often considered when a child is placed out of the home. Removals involving parental substance use conditions are included in this profile. Some 2022 data are not fully compatible with prior years' data due to category changes.

## HOSPITAL / EMERGENCY ROOM \*\*

Principal Disorder	2021	2020	2019
Alcohol Use: E.R. Services, then Discharged	2,208	2,103	1,841
Alcohol Use: E.R. Services, then Admitted	911	833	591
Alcohol Use: Admitted without E.R. Services	522	458	450
Drug Use: E.R. Services, then Discharged	1,843	2,177	1,833
Drug Use: E.R. Services, then Admitted	382	465	420
Drug Use: Admitted without E.R. Services	458	446	438
Mental: E.R. Services, then Discharged	7,681	7,517	6,820
Mental: E.R. Services, then Admitted	6,650	6,547	4,473
Mental: Admitted without E.R. Services	3,558	3,290	2,002

## HOSPITAL / EMERGENCY ROOM

Secondary Disorder	2021	2020	2019
Alcohol Use: E.R. Services, then Discharged	1,896	2,053	2,042
Alcohol Use: E.R. Services, then Admitted	4,340	4,207	3,202
Alcohol Use: Admitted without E.R. Services	1,439	1,441	1,401
Drug Use: E.R. Services, then Discharged	3,820	4,654	5,007
Drug Use: E.R. Services, then Admitted	5,721	5,578	4,223
Drug Use: Admitted without E.R. Services	2,938	2,756	2,373
Mental: E.R. Services, then Discharged	17,167	19,350	17,146
Mental: E.R. Services, then Admitted	24,824	22,565	14,460
Mental: Admitted without E.R. Services	12,507	11,917	8,932

Source: Missouri Department of Health and Senior Services

\*\* Hospital encounters are categorized based on ICD-10 diagnosis codes. Beginning with 2020 data, individuals with more than one encounter for a substance use or mental disorder are counted for each encounter they have during the calendar year.

## JUVENILE COURT REFERRALS

	2022	2021	2020
Child Abuse	243	376	274
Child Neglect	566	629	575
Child Custody Issues	157	192	163
Juvenile Violent Offenses	865	554	508
Juvenile Alcohol Offenses	40	19	22
Juvenile Drug Offenses	231	142	131
School Truancy	217	113	187
Absent from Home	787	583	721
Beyond Parental Control	6	23	20
Injurious Behavior	18	31	28

Source: Missouri Office of State Courts Administrator.

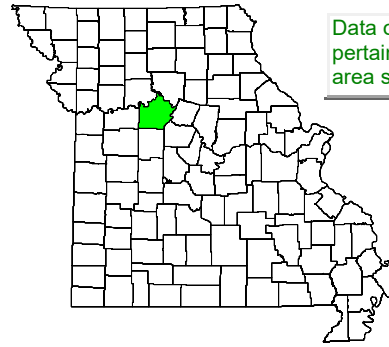
## SCHOOL REPORTS \*\*\*

	2022-23	2021-22	2020-21
Reported School Suspensions	3,537	3,727	265
Reported Substance Related Suspensions	491	479	54
Reported Violence or Weapon Suspensions	287	221	5
Enrollment Grades K-8	88,460	89,416	89,528
Enrollment Grades 9-12	43,013	43,448	42,778
Dropouts	819	891	511

Source: Missouri Department of Elementary and Secondary Education.

\*\*\* County-level data are aggregated by school district. Reported suspensions and dropouts fewer than 5 in a district are suppressed and represented as zero in the county totals.

# SALINE COUNTY



Data on this page pertain to the map area shaded green.

## DEMOGRAPHICS

	2022	2021	2020
Population Estimate	23,007	23,241	23,323
Median Household Income	\$54,623	\$51,994	\$52,850
Poverty Estimate, Individuals of All Ages	3,188	3,004	2,807
Poverty Estimate, Children Under Age 18	903	906	724
Labor Force	10,237	10,487	10,597
Employed	9,984	10,119	10,118
Unemployed	253	368	479
Unemployment Rate	2.5%	3.5%	4.5%

## BIRTHS AND DEATHS

	2022	2021	2020
Resident Births	249	240	259
Resident Deaths	286	326	315
Suicide	3	4	4
Homicide	0	1	0
Alcohol Induced Deaths	3	5	0
Drug Induced Deaths	3	4	4
Smoking Attributable Deaths	43	46	48

Source: Missouri Department of Health and Senior Services

## IMPAIRED DRIVING

	2022	2021	2020
Alcohol Involved Fatal Crashes	0	1	0
Alcohol Involved Injury Crashes	7	7	5
Alcohol Involved Property Damage Crashes	13	6	8
Killed in Alcohol Involved Crashes	0	1	0
Injured in Alcohol Involved Crashes	10	11	5
Drug Involved Fatal Crashes	0	1	0
Drug Involved Injury Crashes	1	0	0
Drug Involved Property Damage Crashes	2	0	0
Killed in Drug Involved Crashes	0	1	0
Injured in Drug Involved Crashes	1	2	0

Source: Missouri Department of Public Safety, Missouri State Highway Patrol.

## POLICE REPORTS

	2022	2021	2020
DUI Arrests, DWI Tracking System	95	94	77
Liquor Law Arrests	3	4	9
Drug Arrests	97	69	93
Violent Offenses	162	163	103
Domestic Violence Reports	174	172	230
Property Offenses	310	270	287

Source: Missouri Department of Public Safety, Missouri State Highway Patrol.

## CRIMINAL JUSTICE

	FY 2023	FY 2022	FY 2021
Treatment Court Participants	17	10	12
Drug Conviction: Probation	47	42	50
Drug Conviction: Prison	44	48	46
Drug Conviction: Parole	49	47	60
DWI Conviction: Probation	7	5	1
DWI Conviction: Prison	5	6	1
DWI Conviction: Parole	1	1	1

Sources: Missouri Office of State Courts Administrator; Missouri Department of Corrections.

## JUVENILE PLACEMENTS \*

	2022	2021	2020
Total Out-of-Home Placements	28	23	20
Parental Alcohol Use Reported	2	0	0
Parental Drug Use Reported	14	19	13
Parental Use of Both Alcohol and Drugs Reported	0	0	0

Source: Missouri Department of Social Services, Children's Division

\* The Children's Division reports do not encompass all reasons for a removal from home but document adverse conditions. Multiple factors are often considered when a child is placed out of the home. Removals involving parental substance use conditions are included in this profile. Some 2022 data are not fully compatible with prior years' data due to category changes.

## HOSPITAL / EMERGENCY ROOM \*\*

Principal Disorder	2021	2020	2019
Alcohol Use: E.R. Services, then Discharged	50	34	20
Alcohol Use: E.R. Services, then Admitted	10	5	2
Alcohol Use: Admitted without E.R. Services	16	14	7
Drug Use: E.R. Services, then Discharged	51	56	54
Drug Use: E.R. Services, then Admitted	3	4	2
Drug Use: Admitted without E.R. Services	5	8	6
Mental: E.R. Services, then Discharged	360	277	216
Mental: E.R. Services, then Admitted	22	18	15
Mental: Admitted without E.R. Services	103	92	50

## HOSPITAL / EMERGENCY ROOM

Secondary Disorder	2021	2020	2019
Alcohol Use: E.R. Services, then Discharged	48	43	30
Alcohol Use: E.R. Services, then Admitted	14	21	10
Alcohol Use: Admitted without E.R. Services	68	82	46
Drug Use: E.R. Services, then Discharged	116	79	68
Drug Use: E.R. Services, then Admitted	24	21	14
Drug Use: Admitted without E.R. Services	103	111	82
Mental: E.R. Services, then Discharged	400	684	532
Mental: E.R. Services, then Admitted	115	120	64
Mental: Admitted without E.R. Services	729	849	457

Source: Missouri Department of Health and Senior Services

\*\* Hospital encounters are categorized based on ICD-10 diagnosis codes. Beginning with 2020 data, individuals with more than one encounter for a substance use or mental disorder are counted for each encounter they have during the calendar year.

## JUVENILE COURT REFERRALS

	2022	2021	2020
Child Abuse	0	2	0
Child Neglect	0	2	0
Child Custody Issues	39	23	22
Juvenile Violent Offenses	57	52	21
Juvenile Alcohol Offenses	0	0	1
Juvenile Drug Offenses	2	3	6
School Truancy	14	1	3
Absent from Home	14	3	7
Beyond Parental Control	54	23	36
Injurious Behavior	8	23	8

Source: Missouri Office of State Courts Administrator.

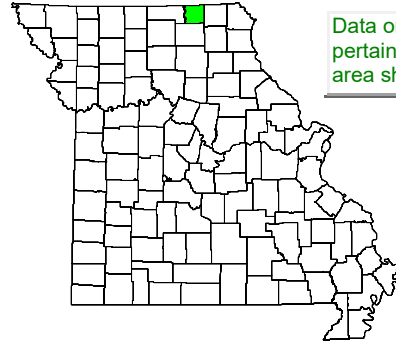
## SCHOOL REPORTS \*\*\*

	2022-23	2021-22	2020-21
Reported School Suspensions	86	43	14
Reported Substance Related Suspensions	6	6	0
Reported Violence or Weapon Suspensions	0	0	0
Enrollment Grades K-8	2,249	2,375	2,393
Enrollment Grades 9-12	1,043	1,068	1,084
Dropouts	13	35	30

Source: Missouri Department of Elementary and Secondary Education.

\*\*\* County-level data are aggregated by school district. Reported suspensions and dropouts fewer than 5 in a district are suppressed and represented as zero in the county totals.

# SCHUYLER COUNTY



Data on this page pertain to the map area shaded green.

## DEMOGRAPHICS

	2022	2021	2020
Population Estimate	4,002	4,021	4,010
Median Household Income	\$49,508	\$49,163	\$46,191
Poverty Estimate, Individuals of All Ages	599	518	675
Poverty Estimate, Children Under Age 18	238	228	287
Labor Force	1,801	1,845	1,961
Employed	1,747	1,765	1,849
Unemployed	54	80	112
Unemployment Rate	3.0%	4.3%	5.7%

## BIRTHS AND DEATHS

	2022	2021	2020
Resident Births	63	59	71
Resident Deaths	52	64	60
Suicide	0	1	1
Homicide	0	0	0
Alcohol Induced Deaths	0	0	0
Drug Induced Deaths	0	0	1
Smoking Attributable Deaths	8	7	11

Source: Missouri Department of Health and Senior Services

## IMPAIRED DRIVING

	2022	2021	2020
Alcohol Involved Fatal Crashes	0	0	0
Alcohol Involved Injury Crashes	0	0	1
Alcohol Involved Property Damage Crashes	1	0	0
Killed in Alcohol Involved Crashes	0	0	0
Injured in Alcohol Involved Crashes	0	0	1
Drug Involved Fatal Crashes	0	0	0
Drug Involved Injury Crashes	0	0	0
Drug Involved Property Damage Crashes	0	0	0
Killed in Drug Involved Crashes	0	0	0
Injured in Drug Involved Crashes	0	0	0

Source: Missouri Department of Public Safety, Missouri State Highway Patrol.

## POLICE REPORTS

	2022	2021	2020
DUI Arrests, DWI Tracking System	15	15	11
Liquor Law Arrests	0	0	0
Drug Arrests	4	3	1
Violent Offenses	6	16	4
Domestic Violence Reports	19	23	20
Property Offenses	63	53	68

Source: Missouri Department of Public Safety, Missouri State Highway Patrol.

## CRIMINAL JUSTICE

	FY 2023	FY 2022	FY 2021
Treatment Court Participants	0	0	0
Drug Conviction: Probation	2	5	0
Drug Conviction: Prison	1	3	3
Drug Conviction: Parole	5	1	5
DWI Conviction: Probation	0	1	0
DWI Conviction: Prison	0	0	0
DWI Conviction: Parole	0	0	0

Sources: Missouri Office of State Courts Administrator; Missouri Department of Corrections.

## JUVENILE PLACEMENTS \*

	2022	2021	2020
Total Out-of-Home Placements	6	6	5
Parental Alcohol Use Reported	1	0	0
Parental Drug Use Reported	1	0	5
Parental Use of Both Alcohol and Drugs Reported	1	0	0

Source: Missouri Department of Social Services, Children's Division

\* The Children's Division reports do not encompass all reasons for a removal from home but document adverse conditions. Multiple factors are often considered when a child is placed out of the home. Removals involving parental substance use conditions are included in this profile. Some 2022 data are not fully compatible with prior years' data due to category changes.

## HOSPITAL / EMERGENCY ROOM \*\*

Principal Disorder	2021	2020	2019
Alcohol Use: E.R. Services, then Discharged	2	4	2
Alcohol Use: E.R. Services, then Admitted	1	0	1
Alcohol Use: Admitted without E.R. Services	2	0	2
Drug Use: E.R. Services, then Discharged	2	4	4
Drug Use: E.R. Services, then Admitted	1	1	1
Drug Use: Admitted without E.R. Services	0	1	1
Mental: E.R. Services, then Discharged	17	16	15
Mental: E.R. Services, then Admitted	9	1	3
Mental: Admitted without E.R. Services	6	13	12

## HOSPITAL / EMERGENCY ROOM

Secondary Disorder	2021	2020	2019
Alcohol Use: E.R. Services, then Discharged	1	2	5
Alcohol Use: E.R. Services, then Admitted	2	2	2
Alcohol Use: Admitted without E.R. Services	13	10	5
Drug Use: E.R. Services, then Discharged	3	1	4
Drug Use: E.R. Services, then Admitted	6	3	4
Drug Use: Admitted without E.R. Services	5	7	5
Mental: E.R. Services, then Discharged	76	134	88
Mental: E.R. Services, then Admitted	13	15	12
Mental: Admitted without E.R. Services	89	86	61

Source: Missouri Department of Health and Senior Services

\*\* Hospital encounters are categorized based on ICD-10 diagnosis codes. Beginning with 2020 data, individuals with more than one encounter for a substance use or mental disorder are counted for each encounter they have during the calendar year.

## JUVENILE COURT REFERRALS

	2022	2021	2020
Child Abuse	0	7	1
Child Neglect	10	2	5
Child Custody Issues	0	0	0
Juvenile Violent Offenses	3	3	2
Juvenile Alcohol Offenses	0	0	0
Juvenile Drug Offenses	0	0	0
School Truancy	3	6	0
Absent from Home	0	0	0
Beyond Parental Control	1	1	0
Injurious Behavior	16	5	20

Source: Missouri Office of State Courts Administrator.

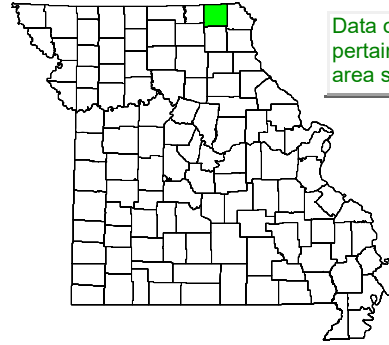
## SCHOOL REPORTS \*\*\*

	2022-23	2021-22	2020-21
Reported School Suspensions	0	0	0
Reported Substance Related Suspensions	0	0	0
Reported Violence or Weapon Suspensions	0	0	0
Enrollment Grades K-8	396	377	395
Enrollment Grades 9-12	169	163	152
Dropouts	0	0	0

Source: Missouri Department of Elementary and Secondary Education.

\*\*\* County-level data are aggregated by school district. Reported suspensions and dropouts fewer than 5 in a district are suppressed and represented as zero in the county totals.

# SCOTLAND COUNTY



Data on this page pertain to the map area shaded green.

## DEMOGRAPHICS

	2022	2021	2020
Population Estimate	4,643	4,679	4,699
Median Household Income	\$54,961	\$48,665	\$47,740
Poverty Estimate, Individuals of All Ages	527	653	683
Poverty Estimate, Children Under Age 18	213	271	323
Labor Force	2,258	2,311	2,393
Employed	2,210	2,250	2,315
Unemployed	48	61	78
Unemployment Rate	2.1%	2.6%	3.3%

## BIRTHS AND DEATHS

	2022	2021	2020
Resident Births	81	87	78
Resident Deaths	49	68	61
Suicide	0	0	1
Homicide	0	0	0
Alcohol Induced Deaths	0	1	0
Drug Induced Deaths	0	0	1
Smoking Attributable Deaths	7	9	8

Source: Missouri Department of Health and Senior Services

## IMPAIRED DRIVING

	2022	2021	2020
Alcohol Involved Fatal Crashes	1	0	0
Alcohol Involved Injury Crashes	2	1	0
Alcohol Involved Property Damage Crashes	1	0	0
Killed in Alcohol Involved Crashes	1	0	0
Injured in Alcohol Involved Crashes	2	1	0
Drug Involved Fatal Crashes	0	0	0
Drug Involved Injury Crashes	0	1	0
Drug Involved Property Damage Crashes	0	0	0
Killed in Drug Involved Crashes	0	0	0
Injured in Drug Involved Crashes	0	2	0

Source: Missouri Department of Public Safety, Missouri State Highway Patrol.

## POLICE REPORTS

	2022	2021	2020
DUI Arrests, DWI Tracking System	12	10	9
Liquor Law Arrests	0	0	0
Drug Arrests	0	0	2
Violent Offenses		0	4
Domestic Violence Reports	0	0	11
Property Offenses	0	0	38

Source: Missouri Department of Public Safety, Missouri State Highway Patrol.

## CRIMINAL JUSTICE

	FY 2023	FY 2022	FY 2021
Treatment Court Participants	0	0	0
Drug Conviction: Probation	0	3	3
Drug Conviction: Prison	1	3	1
Drug Conviction: Parole	3	0	1
DWI Conviction: Probation	1	0	0
DWI Conviction: Prison	0	0	0
DWI Conviction: Parole	0	0	1

Sources: Missouri Office of State Courts Administrator; Missouri Department of Corrections.

## JUVENILE PLACEMENTS \*

	2022	2021	2020
Total Out-of-Home Placements	5	19	0
Parental Alcohol Use Reported	0	0	0
Parental Drug Use Reported	0	7	0
Parental Use of Both Alcohol and Drugs Reported	0	0	0

Source: Missouri Department of Social Services, Children's Division

\* The Children's Division reports do not encompass all reasons for a removal from home but document adverse conditions. Multiple factors are often considered when a child is placed out of the home. Removals involving parental substance use conditions are included in this profile. Some 2022 data are not fully compatible with prior years' data due to category changes.

## HOSPITAL / EMERGENCY ROOM \*\*

Principal Disorder	2021	2020	2019
Alcohol Use: E.R. Services, then Discharged	4	3	1
Alcohol Use: E.R. Services, then Admitted	0	0	0
Alcohol Use: Admitted without E.R. Services	1	0	1
Drug Use: E.R. Services, then Discharged	4	3	6
Drug Use: E.R. Services, then Admitted	0	1	0
Drug Use: Admitted without E.R. Services	1	0	0
Mental: E.R. Services, then Discharged	28	23	24
Mental: E.R. Services, then Admitted	3	4	4
Mental: Admitted without E.R. Services	16	8	22

## HOSPITAL / EMERGENCY ROOM

Secondary Disorder	2021	2020	2019
Alcohol Use: E.R. Services, then Discharged	10	2	3
Alcohol Use: E.R. Services, then Admitted	4	3	1
Alcohol Use: Admitted without E.R. Services	11	7	4
Drug Use: E.R. Services, then Discharged	10	6	5
Drug Use: E.R. Services, then Admitted	4	6	3
Drug Use: Admitted without E.R. Services	6	6	9
Mental: E.R. Services, then Discharged	61	195	61
Mental: E.R. Services, then Admitted	7	12	5
Mental: Admitted without E.R. Services	154	118	84

Source: Missouri Department of Health and Senior Services

\*\* Hospital encounters are categorized based on ICD-10 diagnosis codes. Beginning with 2020 data, individuals with more than one encounter for a substance use or mental disorder are counted for each encounter they have during the calendar year.

## JUVENILE COURT REFERRALS

	2022	2021	2020
Child Abuse	0	3	0
Child Neglect	6	19	9
Child Custody Issues	0	0	0
Juvenile Violent Offenses	1	0	0
Juvenile Alcohol Offenses	0	0	0
Juvenile Drug Offenses	0	1	1
School Truancy	4	7	9
Absent from Home	0	0	0
Beyond Parental Control	4	4	0
Injurious Behavior	27	31	14

Source: Missouri Office of State Courts Administrator.

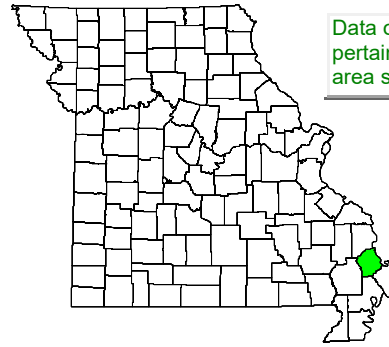
## SCHOOL REPORTS \*\*\*

	2022-23	2021-22	2020-21
Reported School Suspensions	0	0	0
Reported Substance Related Suspensions	0	0	0
Reported Violence or Weapon Suspensions	0	0	0
Enrollment Grades K-8	357	331	343
Enrollment Grades 9-12	160	163	159
Dropouts	0	0	0

Source: Missouri Department of Elementary and Secondary Education.

\*\*\* County-level data are aggregated by school district. Reported suspensions and dropouts fewer than 5 in a district are suppressed and represented as zero in the county totals.

# SCOTT COUNTY



Data on this page pertain to the map area shaded green.

## DEMOGRAPHICS

	2022	2021	2020
Population Estimate	37,840	37,856	38,020
Median Household Income	\$57,678	\$49,257	\$52,864
Poverty Estimate, Individuals of All Ages	6,247	5,909	5,488
Poverty Estimate, Children Under Age 18	2,066	2,071	2,050
Labor Force	19,920	20,195	19,872
Employed	19,446	19,410	18,814
Unemployed	474	785	1,058
Unemployment Rate	2.4%	3.9%	5.3%

## BIRTHS AND DEATHS

	2022	2021	2020
Resident Births	464	466	491
Resident Deaths	520	583	563
Suicide	5	1	7
Homicide	2	2	2
Alcohol Induced Deaths	2	2	0
Drug Induced Deaths	6	11	6
Smoking Attributable Deaths	88	105	96

Source: Missouri Department of Health and Senior Services

## IMPAIRED DRIVING

	2022	2021	2020
Alcohol Involved Fatal Crashes	0	0	2
Alcohol Involved Injury Crashes	14	8	18
Alcohol Involved Property Damage Crashes	23	15	32
Killed in Alcohol Involved Crashes	0	0	2
Injured in Alcohol Involved Crashes	19	9	28
Drug Involved Fatal Crashes	0	1	0
Drug Involved Injury Crashes	3	3	3
Drug Involved Property Damage Crashes	7	7	3
Killed in Drug Involved Crashes	0	2	0
Injured in Drug Involved Crashes	4	9	4

Source: Missouri Department of Public Safety, Missouri State Highway Patrol.

## POLICE REPORTS

	2022	2021	2020
DUI Arrests, DWI Tracking System	166	116	119
Liquor Law Arrests	5	3	4
Drug Arrests	244	254	295
Violent Offenses	275	225	163
Domestic Violence Reports	308	317	354
Property Offenses	713	625	722

Source: Missouri Department of Public Safety, Missouri State Highway Patrol.

## CRIMINAL JUSTICE

	FY 2023	FY 2022	FY 2021
Treatment Court Participants	64	65	77
Drug Conviction: Probation	87	148	96
Drug Conviction: Prison	96	110	91
Drug Conviction: Parole	83	77	76
DWI Conviction: Probation	4	4	6
DWI Conviction: Prison	4	7	2
DWI Conviction: Parole	3	3	2

Sources: Missouri Office of State Courts Administrator; Missouri Department of Corrections.

## JUVENILE PLACEMENTS \*

	2022	2021	2020
Total Out-of-Home Placements	53	50	54
Parental Alcohol Use Reported	0	1	1
Parental Drug Use Reported	42	29	47
Parental Use of Both Alcohol and Drugs Reported	0	0	1

Source: Missouri Department of Social Services, Children's Division

\* The Children's Division reports do not encompass all reasons for a removal from home but document adverse conditions. Multiple factors are often considered when a child is placed out of the home. Removals involving parental substance use conditions are included in this profile. Some 2022 data are not fully compatible with prior years' data due to category changes.

## HOSPITAL / EMERGENCY ROOM \*\*

Principal Disorder	2021	2020	2019
Alcohol Use: E.R. Services, then Discharged	114	98	75
Alcohol Use: E.R. Services, then Admitted	10	3	6
Alcohol Use: Admitted without E.R. Services	27	23	12
Drug Use: E.R. Services, then Discharged	120	138	150
Drug Use: E.R. Services, then Admitted	11	15	11
Drug Use: Admitted without E.R. Services	16	33	42
Mental: E.R. Services, then Discharged	510	502	416
Mental: E.R. Services, then Admitted	85	46	28
Mental: Admitted without E.R. Services	436	438	247

## HOSPITAL / EMERGENCY ROOM

Secondary Disorder	2021	2020	2019
Alcohol Use: E.R. Services, then Discharged	99	89	79
Alcohol Use: E.R. Services, then Admitted	34	35	24
Alcohol Use: Admitted without E.R. Services	182	165	129
Drug Use: E.R. Services, then Discharged	553	442	381
Drug Use: E.R. Services, then Admitted	76	56	41
Drug Use: Admitted without E.R. Services	387	378	240
Mental: E.R. Services, then Discharged	2,361	2,076	1,640
Mental: E.R. Services, then Admitted	179	166	108
Mental: Admitted without E.R. Services	1,345	1,441	837

Source: Missouri Department of Health and Senior Services

\*\* Hospital encounters are categorized based on ICD-10 diagnosis codes. Beginning with 2020 data, individuals with more than one encounter for a substance use or mental disorder are counted for each encounter they have during the calendar year.

## JUVENILE COURT REFERRALS

	2022	2021	2020
Child Abuse	0	1	2
Child Neglect	65	89	112
Child Custody Issues	0	0	0
Juvenile Violent Offenses	111	61	57
Juvenile Alcohol Offenses	4	1	2
Juvenile Drug Offenses	26	17	13
School Truancy	28	35	33
Absent from Home	15	11	11
Beyond Parental Control	22	25	24
Injurious Behavior	49	41	33

Source: Missouri Office of State Courts Administrator.

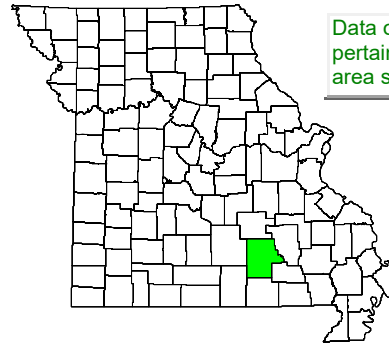
## SCHOOL REPORTS \*\*\*

	2022-23	2021-22	2020-21
Reported School Suspensions	237	143	81
Reported Substance Related Suspensions	21	17	10
Reported Violence or Weapon Suspensions	0	0	0
Enrollment Grades K-8	4,186	4,202	4,328
Enrollment Grades 9-12	2,011	2,051	2,022
Dropouts	6	13	6

Source: Missouri Department of Elementary and Secondary Education.

\*\*\* County-level data are aggregated by school district. Reported suspensions and dropouts fewer than 5 in a district are suppressed and represented as zero in the county totals.

# SHANNON COUNTY



Data on this page pertain to the map area shaded green.

## DEMOGRAPHICS

	2022	2021	2020
Population Estimate	7,193	7,085	7,028
Median Household Income	\$39,671	\$36,683	\$37,599
Poverty Estimate, Individuals of All Ages	1,523	1,517	1,771
Poverty Estimate, Children Under Age 18	562	501	558
Labor Force	3,266	3,366	3,343
Employed	3,147	3,177	3,098
Unemployed	119	189	245
Unemployment Rate	3.6%	5.6%	7.3%

## BIRTHS AND DEATHS

	2022	2021	2020
Resident Births	97	77	82
Resident Deaths	129	120	141
Suicide	2	3	0
Homicide	1	0	2
Alcohol Induced Deaths	3	0	1
Drug Induced Deaths	2	1	0
Smoking Attributable Deaths	25	21	24

Source: Missouri Department of Health and Senior Services

## IMPAIRED DRIVING

	2022	2021	2020
Alcohol Involved Fatal Crashes	0	2	0
Alcohol Involved Injury Crashes	7	8	5
Alcohol Involved Property Damage Crashes	2	3	7
Killed in Alcohol Involved Crashes	0	3	0
Injured in Alcohol Involved Crashes	7	12	7
Drug Involved Fatal Crashes	0	0	0
Drug Involved Injury Crashes	0	2	0
Drug Involved Property Damage Crashes	1	1	1
Killed in Drug Involved Crashes	0	0	0
Injured in Drug Involved Crashes	0	2	0

Source: Missouri Department of Public Safety, Missouri State Highway Patrol.

## POLICE REPORTS

	2022	2021	2020
DUI Arrests, DWI Tracking System	49	62	65
Liquor Law Arrests	0	0	0
Drug Arrests	5	0	18
Violent Offenses	22	5	20
Domestic Violence Reports	19	3	8
Property Offenses	42	14	40

Source: Missouri Department of Public Safety, Missouri State Highway Patrol.

## CRIMINAL JUSTICE

	FY 2023	FY 2022	FY 2021
Treatment Court Participants	13	9	8
Drug Conviction: Probation	17	15	2
Drug Conviction: Prison	6	2	7
Drug Conviction: Parole	3	3	3
DWI Conviction: Probation	1	0	0
DWI Conviction: Prison	2	0	0
DWI Conviction: Parole	1	0	0

Sources: Missouri Office of State Courts Administrator; Missouri Department of Corrections.

## JUVENILE PLACEMENTS \*

	2022	2021	2020
Total Out-of-Home Placements	3	19	5
Parental Alcohol Use Reported	0	1	3
Parental Drug Use Reported	1	4	1
Parental Use of Both Alcohol and Drugs Reported	0	0	0

Source: Missouri Department of Social Services, Children's Division

\* The Children's Division reports do not encompass all reasons for a removal from home but document adverse conditions. Multiple factors are often considered when a child is placed out of the home. Removals involving parental substance use conditions are included in this profile. Some 2022 data are not fully compatible with prior years' data due to category changes.

## HOSPITAL / EMERGENCY ROOM \*\*

Principal Disorder	2021	2020	2019
Alcohol Use: E.R. Services, then Discharged	14	19	18
Alcohol Use: E.R. Services, then Admitted	3	0	3
Alcohol Use: Admitted without E.R. Services	12	10	0
Drug Use: E.R. Services, then Discharged	8	11	5
Drug Use: E.R. Services, then Admitted	0	2	0
Drug Use: Admitted without E.R. Services	4	8	7
Mental: E.R. Services, then Discharged	53	49	51
Mental: E.R. Services, then Admitted	6	9	3
Mental: Admitted without E.R. Services	53	68	49

## HOSPITAL / EMERGENCY ROOM

Secondary Disorder	2021	2020	2019
Alcohol Use: E.R. Services, then Discharged	14	23	8
Alcohol Use: E.R. Services, then Admitted	13	11	8
Alcohol Use: Admitted without E.R. Services	35	41	31
Drug Use: E.R. Services, then Discharged	40	20	19
Drug Use: E.R. Services, then Admitted	19	9	11
Drug Use: Admitted without E.R. Services	53	59	48
Mental: E.R. Services, then Discharged	112	96	71
Mental: E.R. Services, then Admitted	65	67	46
Mental: Admitted without E.R. Services	155	184	135

Source: Missouri Department of Health and Senior Services

\*\* Hospital encounters are categorized based on ICD-10 diagnosis codes. Beginning with 2020 data, individuals with more than one encounter for a substance use or mental disorder are counted for each encounter they have during the calendar year.

## JUVENILE COURT REFERRALS

	2022	2021	2020
Child Abuse	1	2	0
Child Neglect	4	16	3
Child Custody Issues	7	15	2
Juvenile Violent Offenses	1	2	0
Juvenile Alcohol Offenses	2	0	0
Juvenile Drug Offenses	1	5	0
School Truancy	4	14	8
Absent from Home	1	2	1
Beyond Parental Control	1	1	3
Injurious Behavior	3	0	3

Source: Missouri Office of State Courts Administrator.

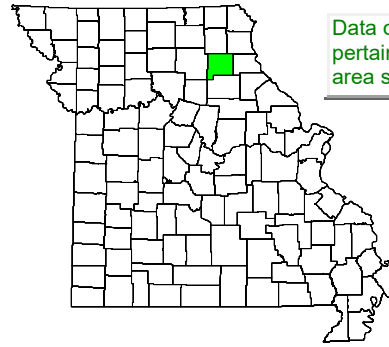
## SCHOOL REPORTS \*\*\*

	2022-23	2021-22	2020-21
Reported School Suspensions	0	0	0
Reported Substance Related Suspensions	0	0	0
Reported Violence or Weapon Suspensions	0	0	0
Enrollment Grades K-8	433	488	487
Enrollment Grades 9-12	225	240	227
Dropouts	0	0	0

Source: Missouri Department of Elementary and Secondary Education.

\*\*\* County-level data are aggregated by school district. Reported suspensions and dropouts fewer than 5 in a district are suppressed and represented as zero in the county totals.

# SHELBY COUNTY



Data on this page pertain to the map area shaded green.

## DEMOGRAPHICS

	2022	2021	2020
Population Estimate	5,982	5,957	6,088
Median Household Income	\$54,264	\$50,838	\$48,430
Poverty Estimate, Individuals of All Ages	875	827	834
Poverty Estimate, Children Under Age 18	288	292	279
Labor Force	2,931	2,985	3,047
Employed	2,863	2,886	2,911
Unemployed	68	99	136
Unemployment Rate	2.3%	3.3%	4.5%

## BIRTHS AND DEATHS

	2022	2021	2020
Resident Births	66	64	61
Resident Deaths	100	87	97
Suicide	1	2	0
Homicide	0	0	0
Alcohol Induced Deaths	1	0	1
Drug Induced Deaths	1	1	0
Smoking Attributable Deaths	18	14	17

Source: Missouri Department of Health and Senior Services

## IMPAIRED DRIVING

	2022	2021	2020
Alcohol Involved Fatal Crashes	1	0	0
Alcohol Involved Injury Crashes	2	1	2
Alcohol Involved Property Damage Crashes	0	3	2
Killed in Alcohol Involved Crashes	1	0	0
Injured in Alcohol Involved Crashes	4	1	4
Drug Involved Fatal Crashes	0	0	0
Drug Involved Injury Crashes	0	0	0
Drug Involved Property Damage Crashes	0	0	0
Killed in Drug Involved Crashes	0	0	0
Injured in Drug Involved Crashes	0	0	0

Source: Missouri Department of Public Safety, Missouri State Highway Patrol.

## POLICE REPORTS

	2022	2021	2020
DUI Arrests, DWI Tracking System	32	20	19
Liquor Law Arrests	1	1	0
Drug Arrests	43	31	47
Violent Offenses	6	8	2
Domestic Violence Reports	21	17	4
Property Offenses	30	26	23

Source: Missouri Department of Public Safety, Missouri State Highway Patrol.

## CRIMINAL JUSTICE

	FY 2023	FY 2022	FY 2021
Treatment Court Participants	0	0	0
Drug Conviction: Probation	13	8	18
Drug Conviction: Prison	3	9	2
Drug Conviction: Parole	8	10	5
DWI Conviction: Probation	2	0	0
DWI Conviction: Prison	0	0	0
DWI Conviction: Parole	0	1	0

Sources: Missouri Office of State Courts Administrator; Missouri Department of Corrections.

## JUVENILE PLACEMENTS \*

	2022	2021	2020
Total Out-of-Home Placements	10	15	15
Parental Alcohol Use Reported	0	1	0
Parental Drug Use Reported	3	6	7
Parental Use of Both Alcohol and Drugs Reported	0	1	0

Source: Missouri Department of Social Services, Children's Division

\* The Children's Division reports do not encompass all reasons for a removal from home but document adverse conditions. Multiple factors are often considered when a child is placed out of the home. Removals involving parental substance use conditions are included in this profile. Some 2022 data are not fully compatible with prior years' data due to category changes.

## HOSPITAL / EMERGENCY ROOM \*\*

Principal Disorder	2021	2020	2019
Alcohol Use: E.R. Services, then Discharged	3	3	5
Alcohol Use: E.R. Services, then Admitted	0	2	2
Alcohol Use: Admitted without E.R. Services	1	0	1
Drug Use: E.R. Services, then Discharged	1	4	3
Drug Use: E.R. Services, then Admitted	1	0	0
Drug Use: Admitted without E.R. Services	0	0	0
Mental: E.R. Services, then Discharged	28	24	32
Mental: E.R. Services, then Admitted	15	8	15
Mental: Admitted without E.R. Services	15	12	15

## HOSPITAL / EMERGENCY ROOM

Secondary Disorder	2021	2020	2019
Alcohol Use: E.R. Services, then Discharged	2	3	5
Alcohol Use: E.R. Services, then Admitted	2	5	6
Alcohol Use: Admitted without E.R. Services	4	4	4
Drug Use: E.R. Services, then Discharged	4	4	7
Drug Use: E.R. Services, then Admitted	9	6	13
Drug Use: Admitted without E.R. Services	4	7	6
Mental: E.R. Services, then Discharged	72	108	57
Mental: E.R. Services, then Admitted	95	98	93
Mental: Admitted without E.R. Services	105	82	59

Source: Missouri Department of Health and Senior Services

\*\* Hospital encounters are categorized based on ICD-10 diagnosis codes. Beginning with 2020 data, individuals with more than one encounter for a substance use or mental disorder are counted for each encounter they have during the calendar year.

## JUVENILE COURT REFERRALS

	2022	2021	2020
Child Abuse	1	7	6
Child Neglect	23	33	31
Child Custody Issues	2	1	0
Juvenile Violent Offenses	3	2	0
Juvenile Alcohol Offenses	0	0	0
Juvenile Drug Offenses	0	0	0
School Truancy	30	15	7
Absent from Home	0	2	1
Beyond Parental Control	10	14	5
Injurious Behavior	31	28	11

Source: Missouri Office of State Courts Administrator.

## SCHOOL REPORTS \*\*\*

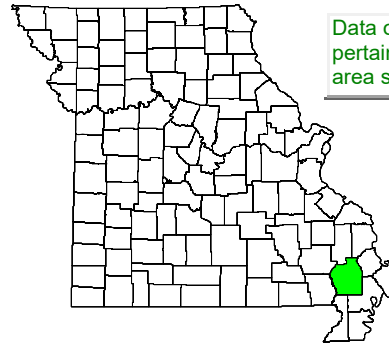
	2022-23	2021-22	2020-21
Reported School Suspensions	0	0	6
Reported Substance Related Suspensions	0	0	0
Reported Violence or Weapon Suspensions	0	0	0
Enrollment Grades K-8	602	618	615
Enrollment Grades 9-12	344	331	308
Dropouts	5	5	0

Source: Missouri Department of Elementary and Secondary Education.

\*\*\* County-level data are aggregated by school district. Reported suspensions and dropouts fewer than 5 in a district are suppressed and represented as zero in the county totals.



# STODDARD COUNTY



Data on this page pertain to the map area shaded green.

## DEMOGRAPHICS

	2022	2021	2020
Population Estimate	28,377	28,482	28,644
Median Household Income	\$53,391	\$46,818	\$47,372
Poverty Estimate, Individuals of All Ages	4,201	5,028	4,787
Poverty Estimate, Children Under Age 18	1,176	1,336	1,332
Labor Force	13,052	13,325	13,238
Employed	12,673	12,730	12,450
Unemployed	379	595	788
Unemployment Rate	2.9%	4.5%	6.0%

## BIRTHS AND DEATHS

	2022	2021	2020
Resident Births	334	327	355
Resident Deaths	464	449	454
Suicide	3	8	5
Homicide	0	4	1
Alcohol Induced Deaths	3	4	0
Drug Induced Deaths	10	3	4
Smoking Attributable Deaths	87	68	86

Source: Missouri Department of Health and Senior Services

## IMPAIRED DRIVING

	2022	2021	2020
Alcohol Involved Fatal Crashes	0	0	0
Alcohol Involved Injury Crashes	8	11	18
Alcohol Involved Property Damage Crashes	12	14	14
Killed in Alcohol Involved Crashes	0	0	0
Injured in Alcohol Involved Crashes	10	15	35
Drug Involved Fatal Crashes	0	0	0
Drug Involved Injury Crashes	2	3	7
Drug Involved Property Damage Crashes	5	6	4
Killed in Drug Involved Crashes	0	0	0
Injured in Drug Involved Crashes	3	3	11

Source: Missouri Department of Public Safety, Missouri State Highway Patrol.

## POLICE REPORTS

	2022	2021	2020
DUI Arrests, DWI Tracking System	139	94	101
Liquor Law Arrests	0	2	0
Drug Arrests	174	142	138
Violent Offenses	61	76	72
Domestic Violence Reports	196	136	234
Property Offenses	371	380	512

Source: Missouri Department of Public Safety, Missouri State Highway Patrol.

## CRIMINAL JUSTICE

	FY 2023	FY 2022	FY 2021
Treatment Court Participants	25	30	26
Drug Conviction: Probation	81	85	54
Drug Conviction: Prison	42	59	53
Drug Conviction: Parole	66	65	68
DWI Conviction: Probation	3	6	7
DWI Conviction: Prison	2	2	6
DWI Conviction: Parole	3	4	3

Sources: Missouri Office of State Courts Administrator; Missouri Department of Corrections.

## JUVENILE PLACEMENTS \*

	2022	2021	2020
Total Out-of-Home Placements	138	148	142
Parental Alcohol Use Reported	8	7	10
Parental Drug Use Reported	57	63	92
Parental Use of Both Alcohol and Drugs Reported	3	3	6

Source: Missouri Department of Social Services, Children's Division

\* The Children's Division reports do not encompass all reasons for a removal from home but document adverse conditions. Multiple factors are often considered when a child is placed out of the home. Removals involving parental substance use conditions are included in this profile. Some 2022 data are not fully compatible with prior years' data due to category changes.

## HOSPITAL / EMERGENCY ROOM \*\*

Principal Disorder	2021	2020	2019
Alcohol Use: E.R. Services, then Discharged	67	77	50
Alcohol Use: E.R. Services, then Admitted	7	11	10
Alcohol Use: Admitted without E.R. Services	14	17	11
Drug Use: E.R. Services, then Discharged	85	103	71
Drug Use: E.R. Services, then Admitted	4	7	14
Drug Use: Admitted without E.R. Services	9	21	27
Mental: E.R. Services, then Discharged	319	371	285
Mental: E.R. Services, then Admitted	89	58	44
Mental: Admitted without E.R. Services	307	330	155

## HOSPITAL / EMERGENCY ROOM

Secondary Disorder	2021	2020	2019
Alcohol Use: E.R. Services, then Discharged	83	59	78
Alcohol Use: E.R. Services, then Admitted	59	71	59
Alcohol Use: Admitted without E.R. Services	71	95	77
Drug Use: E.R. Services, then Discharged	305	202	163
Drug Use: E.R. Services, then Admitted	93	79	70
Drug Use: Admitted without E.R. Services	164	189	133
Mental: E.R. Services, then Discharged	1,474	1,542	1,216
Mental: E.R. Services, then Admitted	400	455	262
Mental: Admitted without E.R. Services	596	624	451

Source: Missouri Department of Health and Senior Services

\*\* Hospital encounters are categorized based on ICD-10 diagnosis codes. Beginning with 2020 data, individuals with more than one encounter for a substance use or mental disorder are counted for each encounter they have during the calendar year.

## JUVENILE COURT REFERRALS

	2022	2021	2020
Child Abuse	21	29	17
Child Neglect	287	261	185
Child Custody Issues	92	108	83
Juvenile Violent Offenses	40	22	20
Juvenile Alcohol Offenses	14	1	0
Juvenile Drug Offenses	18	10	9
School Truancy	39	57	37
Absent from Home	1	1	0
Beyond Parental Control	6	11	11
Injurious Behavior	45	30	23

Source: Missouri Office of State Courts Administrator.

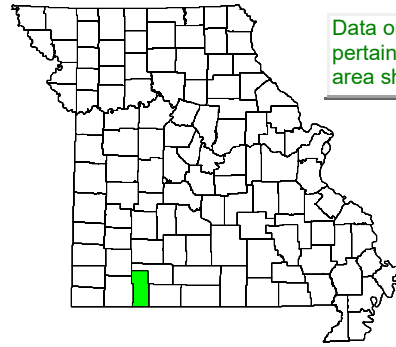
## SCHOOL REPORTS \*\*\*

	2022-23	2021-22	2020-21
Reported School Suspensions	36	52	17
Reported Substance Related Suspensions	0	7	0
Reported Violence or Weapon Suspensions	0	0	0
Enrollment Grades K-8	3,189	3,266	3,322
Enrollment Grades 9-12	1,383	1,413	1,420
Dropouts	0	0	0

Source: Missouri Department of Elementary and Secondary Education.

\*\*\* County-level data are aggregated by school district. Reported suspensions and dropouts fewer than 5 in a district are suppressed and represented as zero in the county totals.

# STONE COUNTY



Data on this page pertain to the map area shaded green.

## DEMOGRAPHICS

	2022	2021	2020
Population Estimate	32,136	31,605	31,206
Median Household Income	\$56,418	\$53,039	\$51,797
Poverty Estimate, Individuals of All Ages	4,113	4,554	4,573
Poverty Estimate, Children Under Age 18	1,025	1,230	1,196
Labor Force	13,346	13,611	13,120
Employed	12,844	12,719	11,836
Unemployed	502	892	1,284
Unemployment Rate	3.8%	6.6%	9.8%

## BIRTHS AND DEATHS

	2022	2021	2020
Resident Births	269	277	272
Resident Deaths	464	498	454
Suicide	6	7	6
Homicide	0	2	1
Alcohol Induced Deaths	2	6	6
Drug Induced Deaths	5	6	9
Smoking Attributable Deaths	86	84	70

Source: Missouri Department of Health and Senior Services

## IMPAIRED DRIVING

	2022	2021	2020
Alcohol Involved Fatal Crashes	2	1	0
Alcohol Involved Injury Crashes	14	15	16
Alcohol Involved Property Damage Crashes	20	24	21
Killed in Alcohol Involved Crashes	2	1	0
Injured in Alcohol Involved Crashes	18	21	19
Drug Involved Fatal Crashes	0	0	1
Drug Involved Injury Crashes	3	4	2
Drug Involved Property Damage Crashes	4	8	7
Killed in Drug Involved Crashes	0	0	1
Injured in Drug Involved Crashes	4	4	2

Source: Missouri Department of Public Safety, Missouri State Highway Patrol.

## POLICE REPORTS

	2022	2021	2020
DUI Arrests, DWI Tracking System	121	109	92
Liquor Law Arrests	1	1	1
Drug Arrests	128	90	137
Violent Offenses	45	79	191
Domestic Violence Reports	240	285	282
Property Offenses	426	483	404

Source: Missouri Department of Public Safety, Missouri State Highway Patrol.

## CRIMINAL JUSTICE

	FY 2023	FY 2022	FY 2021
Treatment Court Participants	104	97	99
Drug Conviction: Probation	57	46	47
Drug Conviction: Prison	19	26	31
Drug Conviction: Parole	30	30	38
DWI Conviction: Probation	5	2	4
DWI Conviction: Prison	1	4	2
DWI Conviction: Parole	0	2	2

Sources: Missouri Office of State Courts Administrator; Missouri Department of Corrections.

## JUVENILE PLACEMENTS \*

	2022	2021	2020
Total Out-of-Home Placements	68	44	48
Parental Alcohol Use Reported	0	3	0
Parental Drug Use Reported	39	33	19
Parental Use of Both Alcohol and Drugs Reporte	0	2	0

Source: Missouri Department of Social Services, Children's Division

\* The Children's Division reports do not encompass all reasons for a removal from home but document adverse conditions. Multiple factors are often considered when a child is placed out of the home. Removals involving parental substance use conditions are included in this profile. Some 2022 data are not fully compatible with prior years' data due to category changes.

## HOSPITAL / EMERGENCY ROOM \*\*

Principal Disorder	2021	2020	2019
Alcohol Use: E.R. Services, then Discharged	61	73	66
Alcohol Use: E.R. Services, then Admitted	37	42	34
Alcohol Use: Admitted without E.R. Services	10	2	5
Drug Use: E.R. Services, then Discharged	63	70	79
Drug Use: E.R. Services, then Admitted	6	12	10
Drug Use: Admitted without E.R. Services	7	9	7
Mental: E.R. Services, then Discharged	181	171	195
Mental: E.R. Services, then Admitted	115	111	100
Mental: Admitted without E.R. Services	193	183	102

## HOSPITAL / EMERGENCY ROOM

Secondary Disorder	2021	2020	2019
Alcohol Use: E.R. Services, then Discharged	92	64	59
Alcohol Use: E.R. Services, then Admitted	122	127	99
Alcohol Use: Admitted without E.R. Services	45	43	35
Drug Use: E.R. Services, then Discharged	145	76	82
Drug Use: E.R. Services, then Admitted	161	168	127
Drug Use: Admitted without E.R. Services	116	86	70
Mental: E.R. Services, then Discharged	1,851	921	242
Mental: E.R. Services, then Admitted	629	634	465
Mental: Admitted without E.R. Services	363	310	257

Source: Missouri Department of Health and Senior Services

\*\* Hospital encounters are categorized based on ICD-10 diagnosis codes. Beginning with 2020 data, individuals with more than one encounter for a substance use or mental disorder are counted for each encounter they have during the calendar year.

## JUVENILE COURT REFERRALS

	2022	2021	2020
Child Abuse	10	11	4
Child Neglect	29	21	19
Child Custody Issues	82	53	49
Juvenile Violent Offenses	49	40	36
Juvenile Alcohol Offenses	10	0	0
Juvenile Drug Offenses	31	10	2
School Truancy	0	0	0
Absent from Home	25	28	29
Beyond Parental Control	3	9	2
Injurious Behavior	38	33	26

Source: Missouri Office of State Courts Administrator.

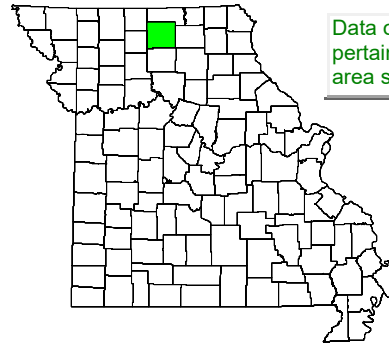
## SCHOOL REPORTS \*\*\*

	2022-23	2021-22	2020-21
Reported School Suspensions	47	60	27
Reported Substance Related Suspensions	18	29	13
Reported Violence or Weapon Suspensions	0	0	0
Enrollment Grades K-8	2,232	2,234	2,183
Enrollment Grades 9-12	1,154	1,172	1,132
Dropouts	7	0	0

Source: Missouri Department of Elementary and Secondary Education.

\*\*\* County-level data are aggregated by school district. Reported suspensions and dropouts fewer than 5 in a district are suppressed and represented as zero in the county totals.

# SULLIVAN COUNTY



Data on this page pertain to the map area shaded green.

## DEMOGRAPHICS

	2022	2021	2020
Population Estimate	5,840	5,916	5,987
Median Household Income	\$52,384	\$46,864	\$43,387
Poverty Estimate, Individuals of All Ages	891	943	927
Poverty Estimate, Children Under Age 18	252	270	257
Labor Force	2,520	2,650	2,785
Employed	2,450	2,521	2,664
Unemployed	70	129	121
Unemployment Rate	2.8%	4.9%	4.3%

## BIRTHS AND DEATHS

	2022	2021	2020
Resident Births	74	56	75
Resident Deaths	73	87	84
Suicide	3	2	0
Homicide	0	0	0
Alcohol Induced Deaths	2	1	1
Drug Induced Deaths	1	2	2
Smoking Attributable Deaths	11	14	12

Source: Missouri Department of Health and Senior Services

## IMPAIRED DRIVING

	2022	2021	2020
Alcohol Involved Fatal Crashes	0	1	0
Alcohol Involved Injury Crashes	2	2	1
Alcohol Involved Property Damage Crashes	7	1	4
Killed in Alcohol Involved Crashes	0	1	0
Injured in Alcohol Involved Crashes	2	2	1
Drug Involved Fatal Crashes	0	1	0
Drug Involved Injury Crashes	0	0	1
Drug Involved Property Damage Crashes	0	0	0
Killed in Drug Involved Crashes	0	1	0
Injured in Drug Involved Crashes	0	0	1

Source: Missouri Department of Public Safety, Missouri State Highway Patrol.

## POLICE REPORTS

	2022	2021	2020
DUI Arrests, DWI Tracking System	51	26	24
Liquor Law Arrests	0	0	0
Drug Arrests	5	4	2
Violent Offenses	5	5	4
Domestic Violence Reports	21	28	7
Property Offenses	21	32	42

Source: Missouri Department of Public Safety, Missouri State Highway Patrol.

## CRIMINAL JUSTICE

	FY 2023	FY 2022	FY 2021
Treatment Court Participants	25	27	19
Drug Conviction: Probation	7	5	5
Drug Conviction: Prison	4	3	3
Drug Conviction: Parole	5	1	7
DWI Conviction: Probation	2	4	2
DWI Conviction: Prison	0	0	2
DWI Conviction: Parole	1	1	0

Sources: Missouri Office of State Courts Administrator; Missouri Department of Corrections.

## JUVENILE PLACEMENTS \*

	2022	2021	2020
Total Out-of-Home Placements	8	9	15
Parental Alcohol Use Reported	0	0	0
Parental Drug Use Reported	1	6	7
Parental Use of Both Alcohol and Drugs Reported	0	0	0

Source: Missouri Department of Social Services, Children's Division

\* The Children's Division reports do not encompass all reasons for a removal from home but document adverse conditions. Multiple factors are often considered when a child is placed out of the home. Removals involving parental substance use conditions are included in this profile. Some 2022 data are not fully compatible with prior years' data due to category changes.

## HOSPITAL / EMERGENCY ROOM \*\*

Principal Disorder	2021	2020	2019
Alcohol Use: E.R. Services, then Discharged	13	8	2
Alcohol Use: E.R. Services, then Admitted	1	1	0
Alcohol Use: Admitted without E.R. Services	3	4	2
Drug Use: E.R. Services, then Discharged	5	2	8
Drug Use: E.R. Services, then Admitted	1	0	1
Drug Use: Admitted without E.R. Services	3	1	0
Mental: E.R. Services, then Discharged	40	36	37
Mental: E.R. Services, then Admitted	6	4	17
Mental: Admitted without E.R. Services	28	16	20

## HOSPITAL / EMERGENCY ROOM

Secondary Disorder	2021	2020	2019
Alcohol Use: E.R. Services, then Discharged	18	12	14
Alcohol Use: E.R. Services, then Admitted	5	5	1
Alcohol Use: Admitted without E.R. Services	21	8	8
Drug Use: E.R. Services, then Discharged	13	13	17
Drug Use: E.R. Services, then Admitted	2	6	14
Drug Use: Admitted without E.R. Services	22	7	18
Mental: E.R. Services, then Discharged	77	77	68
Mental: E.R. Services, then Admitted	16	28	13
Mental: Admitted without E.R. Services	132	130	84

Source: Missouri Department of Health and Senior Services

\*\* Hospital encounters are categorized based on ICD-10 diagnosis codes. Beginning with 2020 data, individuals with more than one encounter for a substance use or mental disorder are counted for each encounter they have during the calendar year.

## JUVENILE COURT REFERRALS

	2022	2021	2020
Child Abuse	0	0	0
Child Neglect	22	19	25
Child Custody Issues	3	3	8
Juvenile Violent Offenses	0	1	0
Juvenile Alcohol Offenses	0	0	0
Juvenile Drug Offenses	0	1	0
School Truancy	12	15	2
Absent from Home	0	0	0
Beyond Parental Control	0	0	0
Injurious Behavior	21	17	15

Source: Missouri Office of State Courts Administrator.

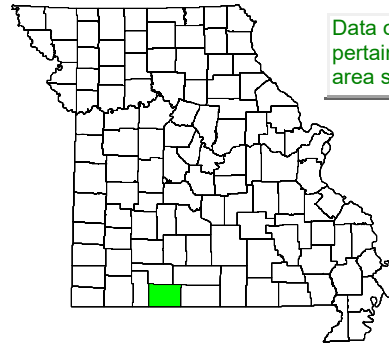
## SCHOOL REPORTS \*\*\*

	2022-23	2021-22	2020-21
Reported School Suspensions	0	0	0
Reported Substance Related Suspensions	0	0	0
Reported Violence or Weapon Suspensions	0	0	0
Enrollment Grades K-8	639	627	659
Enrollment Grades 9-12	314	328	300
Dropouts	0	0	0

Source: Missouri Department of Elementary and Secondary Education.

\*\*\* County-level data are aggregated by school district. Reported suspensions and dropouts fewer than 5 in a district are suppressed and represented as zero in the county totals.

# TANEY COUNTY



Data on this page pertain to the map area shaded green.

## DEMOGRAPHICS

	2022	2021	2020
Population Estimate	56,821	56,334	56,057
Median Household Income	\$53,009	\$47,210	\$44,670
Poverty Estimate, Individuals of All Ages	7,332	8,531	8,497
Poverty Estimate, Children Under Age 18	2,143	2,596	2,769
Labor Force	25,648	26,276	26,259
Employed	24,616	24,306	22,866
Unemployed	1,032	1,970	3,393
Unemployment Rate	4.0%	7.5%	12.9%

## BIRTHS AND DEATHS

	2022	2021	2020
Resident Births	598	565	598
Resident Deaths	742	796	718
Suicide	8	14	9
Homicide	1	3	1
Alcohol Induced Deaths	10	11	5
Drug Induced Deaths	20	28	13
Smoking Attributable Deaths	107	109	107

Source: Missouri Department of Health and Senior Services

## IMPAIRED DRIVING

	2022	2021	2020
Alcohol Involved Fatal Crashes	2	2	3
Alcohol Involved Injury Crashes	21	36	37
Alcohol Involved Property Damage Crashes	54	55	31
Killed in Alcohol Involved Crashes	2	2	3
Injured in Alcohol Involved Crashes	29	51	57
Drug Involved Fatal Crashes	1	1	0
Drug Involved Injury Crashes	9	19	11
Drug Involved Property Damage Crashes	15	13	12
Killed in Drug Involved Crashes	1	1	0
Injured in Drug Involved Crashes	9	27	12

Source: Missouri Department of Public Safety, Missouri State Highway Patrol.

## POLICE REPORTS

	2022	2021	2020
DUI Arrests, DWI Tracking System	212	232	166
Liquor Law Arrests	5	4	2
Drug Arrests	180	115	281
Violent Offenses	136	153	193
Domestic Violence Reports	436	467	523
Property Offenses	1,106	1,075	1,264

Source: Missouri Department of Public Safety, Missouri State Highway Patrol.

## CRIMINAL JUSTICE

	FY 2023	FY 2022	FY 2021
Treatment Court Participants	62	46	52
Drug Conviction: Probation	69	68	88
Drug Conviction: Prison	42	43	44
Drug Conviction: Parole	35	60	54
DWI Conviction: Probation	16	8	15
DWI Conviction: Prison	4	3	7
DWI Conviction: Parole	5	6	4

Sources: Missouri Office of State Courts Administrator; Missouri Department of Corrections.

## JUVENILE PLACEMENTS \*

	2022	2021	2020
Total Out-of-Home Placements	126	158	132
Parental Alcohol Use Reported	4	12	19
Parental Drug Use Reported	45	90	85
Parental Use of Both Alcohol and Drugs Reported	0	8	5

Source: Missouri Department of Social Services, Children's Division

\* The Children's Division reports do not encompass all reasons for a removal from home but document adverse conditions. Multiple factors are often considered when a child is placed out of the home. Removals involving parental substance use conditions are included in this profile. Some 2022 data are not fully compatible with prior years' data due to category changes.

## HOSPITAL / EMERGENCY ROOM \*\*

Principal Disorder	2021	2020	2019
Alcohol Use: E.R. Services, then Discharged	282	302	231
Alcohol Use: E.R. Services, then Admitted	112	150	72
Alcohol Use: Admitted without E.R. Services	16	17	24
Drug Use: E.R. Services, then Discharged	270	237	227
Drug Use: E.R. Services, then Admitted	22	34	22
Drug Use: Admitted without E.R. Services	28	17	38
Mental: E.R. Services, then Discharged	593	560	508
Mental: E.R. Services, then Admitted	290	322	175
Mental: Admitted without E.R. Services	320	282	153

## HOSPITAL / EMERGENCY ROOM

Secondary Disorder	2021	2020	2019
Alcohol Use: E.R. Services, then Discharged	311	248	146
Alcohol Use: E.R. Services, then Admitted	312	310	203
Alcohol Use: Admitted without E.R. Services	122	103	91
Drug Use: E.R. Services, then Discharged	516	307	188
Drug Use: E.R. Services, then Admitted	465	488	307
Drug Use: Admitted without E.R. Services	323	212	169
Mental: E.R. Services, then Discharged	5,769	2,961	549
Mental: E.R. Services, then Admitted	1,273	1,177	806
Mental: Admitted without E.R. Services	579	551	502

Source: Missouri Department of Health and Senior Services

\*\* Hospital encounters are categorized based on ICD-10 diagnosis codes. Beginning with 2020 data, individuals with more than one encounter for a substance use or mental disorder are counted for each encounter they have during the calendar year.

## JUVENILE COURT REFERRALS

	2022	2021	2020
Child Abuse	5	5	9
Child Neglect	141	188	129
Child Custody Issues	82	39	47
Juvenile Violent Offenses	51	28	35
Juvenile Alcohol Offenses	10	10	0
Juvenile Drug Offenses	30	19	9
School Truancy	6	6	1
Absent from Home	32	24	31
Beyond Parental Control	33	14	11
Injurious Behavior	63	58	63

Source: Missouri Office of State Courts Administrator.

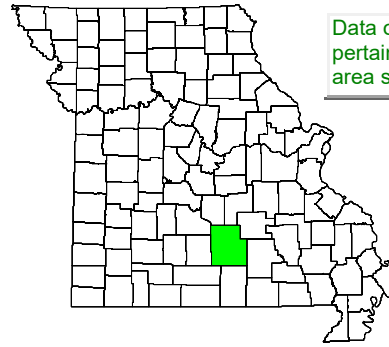
## SCHOOL REPORTS \*\*\*

	2022-23	2021-22	2020-21
Reported School Suspensions	245	96	77
Reported Substance Related Suspensions	66	23	15
Reported Violence or Weapon Suspensions	8	7	0
Enrollment Grades K-8	5,100	5,156	5,117
Enrollment Grades 9-12	2,381	2,422	2,425
Dropouts	32	33	37

Source: Missouri Department of Elementary and Secondary Education.

\*\*\* County-level data are aggregated by school district. Reported suspensions and dropouts fewer than 5 in a district are suppressed and represented as zero in the county totals.

# TEXAS COUNTY



Data on this page pertain to the map area shaded green.

## DEMOGRAPHICS

	2022	2021	2020
Population Estimate	25,336	24,893	24,326
Median Household Income	\$46,622	\$41,483	\$38,985
Poverty Estimate, Individuals of All Ages	4,533	5,146	4,744
Poverty Estimate, Children Under Age 18	1,344	1,652	1,487
Labor Force	8,993	9,000	8,953
Employed	8,726	8,590	8,434
Unemployed	267	410	519
Unemployment Rate	3.0%	4.6%	5.8%

## BIRTHS AND DEATHS

	2022	2021	2020
Resident Births	260	297	259
Resident Deaths	387	440	394
Suicide	9	7	5
Homicide	3	1	3
Alcohol Induced Deaths	7	5	3
Drug Induced Deaths	11	12	16
Smoking Attributable Deaths	51	60	65

Source: Missouri Department of Health and Senior Services

## IMPAIRED DRIVING

	2022	2021	2020
Alcohol Involved Fatal Crashes	3	2	1
Alcohol Involved Injury Crashes	10	7	11
Alcohol Involved Property Damage Crashes	10	11	15
Killed in Alcohol Involved Crashes	3	2	1
Injured in Alcohol Involved Crashes	15	9	13
Drug Involved Fatal Crashes	1	0	2
Drug Involved Injury Crashes	3	1	2
Drug Involved Property Damage Crashes	2	6	3
Killed in Drug Involved Crashes	1	0	2
Injured in Drug Involved Crashes	3	2	2

Source: Missouri Department of Public Safety, Missouri State Highway Patrol.

## POLICE REPORTS

	2022	2021	2020
DUI Arrests, DWI Tracking System	101	101	103
Liquor Law Arrests	10	14	10
Drug Arrests	84	76	149
Violent Offenses	75	85	48
Domestic Violence Reports	190	229	183
Property Offenses	224	286	277

Source: Missouri Department of Public Safety, Missouri State Highway Patrol.

## CRIMINAL JUSTICE

	FY 2023	FY 2022	FY 2021
Treatment Court Participants	0	0	0
Drug Conviction: Probation	61	50	50
Drug Conviction: Prison	37	53	40
Drug Conviction: Parole	39	47	29
DWI Conviction: Probation	6	7	4
DWI Conviction: Prison	2	12	5
DWI Conviction: Parole	2	4	3

Sources: Missouri Office of State Courts Administrator; Missouri Department of Corrections.

## JUVENILE PLACEMENTS \*

	2022	2021	2020
Total Out-of-Home Placements	45	61	49
Parental Alcohol Use Reported	7	1	1
Parental Drug Use Reported	33	28	28
Parental Use of Both Alcohol and Drugs Reported	4	1	0

Source: Missouri Department of Social Services, Children's Division

\* The Children's Division reports do not encompass all reasons for a removal from home but document adverse conditions. Multiple factors are often considered when a child is placed out of the home. Removals involving parental substance use conditions are included in this profile. Some 2022 data are not fully compatible with prior years' data due to category changes.

## HOSPITAL / EMERGENCY ROOM \*\*

Principal Disorder	2021	2020	2019
Alcohol Use: E.R. Services, then Discharged	47	41	44
Alcohol Use: E.R. Services, then Admitted	25	22	15
Alcohol Use: Admitted without E.R. Services	11	9	8
Drug Use: E.R. Services, then Discharged	38	45	25
Drug Use: E.R. Services, then Admitted	3	4	5
Drug Use: Admitted without E.R. Services	6	3	11
Mental: E.R. Services, then Discharged	175	162	126
Mental: E.R. Services, then Admitted	28	48	29
Mental: Admitted without E.R. Services	153	130	79

## HOSPITAL / EMERGENCY ROOM

Secondary Disorder	2021	2020	2019
Alcohol Use: E.R. Services, then Discharged	42	56	46
Alcohol Use: E.R. Services, then Admitted	35	47	33
Alcohol Use: Admitted without E.R. Services	46	59	35
Drug Use: E.R. Services, then Discharged	73	86	67
Drug Use: E.R. Services, then Admitted	43	76	47
Drug Use: Admitted without E.R. Services	82	63	71
Mental: E.R. Services, then Discharged	269	245	236
Mental: E.R. Services, then Admitted	333	405	231
Mental: Admitted without E.R. Services	351	329	250

Source: Missouri Department of Health and Senior Services

\*\* Hospital encounters are categorized based on ICD-10 diagnosis codes. Beginning with 2020 data, individuals with more than one encounter for a substance use or mental disorder are counted for each encounter they have during the calendar year.

## JUVENILE COURT REFERRALS

	2022	2021	2020
Child Abuse	63	85	63
Child Neglect	118	167	107
Child Custody Issues	1	1	6
Juvenile Violent Offenses	15	7	6
Juvenile Alcohol Offenses	16	4	9
Juvenile Drug Offenses	9	6	6
School Truancy	180	64	61
Absent from Home	20	9	12
Beyond Parental Control	0	3	3
Injurious Behavior	199	146	89

Source: Missouri Office of State Courts Administrator.

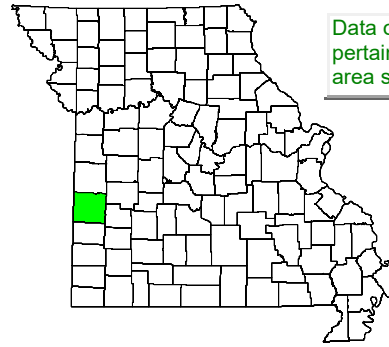
## SCHOOL REPORTS \*\*\*

	2022-23	2021-22	2020-21
Reported School Suspensions	25	33	12
Reported Substance Related Suspensions	5	11	0
Reported Violence or Weapon Suspensions	0	0	0
Enrollment Grades K-8	2,460	2,499	2,404
Enrollment Grades 9-12	1,189	1,174	1,110
Dropouts	0	6	7

Source: Missouri Department of Elementary and Secondary Education.

\*\*\* County-level data are aggregated by school district. Reported suspensions and dropouts fewer than 5 in a district are suppressed and represented as zero in the county totals.

# VERNON COUNTY



Data on this page pertain to the map area shaded green.

## DEMOGRAPHICS

	2022	2021	2020
Population Estimate	19,651	19,605	19,669
Median Household Income	\$51,900	\$48,273	\$45,874
Poverty Estimate, Individuals of All Ages	3,336	3,648	2,933
Poverty Estimate, Children Under Age 18	1,027	1,173	978
Labor Force	9,066	9,422	9,436
Employed	8,839	9,101	9,025
Unemployed	227	321	411
Unemployment Rate	2.5%	3.4%	4.4%

## BIRTHS AND DEATHS

	2022	2021	2020
Resident Births	224	253	258
Resident Deaths	311	339	281
Suicide	4	8	3
Homicide	0	1	1
Alcohol Induced Deaths	4	1	1
Drug Induced Deaths	5	3	0
Smoking Attributable Deaths	48	50	45

Source: Missouri Department of Health and Senior Services

## IMPAIRED DRIVING

	2022	2021	2020
Alcohol Involved Fatal Crashes	1	0	0
Alcohol Involved Injury Crashes	10	6	7
Alcohol Involved Property Damage Crashes	8	11	12
Killed in Alcohol Involved Crashes	1	0	0
Injured in Alcohol Involved Crashes	14	11	7
Drug Involved Fatal Crashes	1	0	0
Drug Involved Injury Crashes	0	2	0
Drug Involved Property Damage Crashes	1	1	3
Killed in Drug Involved Crashes	1	0	0
Injured in Drug Involved Crashes	0	2	0

Source: Missouri Department of Public Safety, Missouri State Highway Patrol.

## POLICE REPORTS

	2022	2021	2020
DUI Arrests, DWI Tracking System	58	76	88
Liquor Law Arrests	13	4	2
Drug Arrests	135	53	20
Violent Offenses	64	156	190
Domestic Violence Reports	192	225	180
Property Offenses	562	571	512

Source: Missouri Department of Public Safety, Missouri State Highway Patrol.

## CRIMINAL JUSTICE

	FY 2023	FY 2022	FY 2021
Treatment Court Participants	34	43	46
Drug Conviction: Probation	27	25	45
Drug Conviction: Prison	22	26	24
Drug Conviction: Parole	21	25	32
DWI Conviction: Probation	4	6	4
DWI Conviction: Prison	0	3	0
DWI Conviction: Parole	1	2	0

Sources: Missouri Office of State Courts Administrator; Missouri Department of Corrections.

## JUVENILE PLACEMENTS \*

	2022	2021	2020
Total Out-of-Home Placements	27	21	11
Parental Alcohol Use Reported	2	0	4
Parental Drug Use Reported	5	10	3
Parental Use of Both Alcohol and Drugs Reported	0	0	1

Source: Missouri Department of Social Services, Children's Division

\* The Children's Division reports do not encompass all reasons for a removal from home but document adverse conditions. Multiple factors are often considered when a child is placed out of the home. Removals involving parental substance use conditions are included in this profile. Some 2022 data are not fully compatible with prior years' data due to category changes.

## HOSPITAL / EMERGENCY ROOM \*\*

Principal Disorder	2021	2020	2019
Alcohol Use: E.R. Services, then Discharged	37	54	40
Alcohol Use: E.R. Services, then Admitted	2	9	4
Alcohol Use: Admitted without E.R. Services	15	19	12
Drug Use: E.R. Services, then Discharged	32	34	42
Drug Use: E.R. Services, then Admitted	3	6	9
Drug Use: Admitted without E.R. Services	9	5	10
Mental: E.R. Services, then Discharged	141	149	140
Mental: E.R. Services, then Admitted	11	61	81
Mental: Admitted without E.R. Services	291	287	155

## HOSPITAL / EMERGENCY ROOM

Secondary Disorder	2021	2020	2019
Alcohol Use: E.R. Services, then Discharged	106	125	63
Alcohol Use: E.R. Services, then Admitted	20	17	24
Alcohol Use: Admitted without E.R. Services	99	74	59
Drug Use: E.R. Services, then Discharged	488	401	138
Drug Use: E.R. Services, then Admitted	15	39	47
Drug Use: Admitted without E.R. Services	157	124	90
Mental: E.R. Services, then Discharged	370	377	200
Mental: E.R. Services, then Admitted	103	121	106
Mental: Admitted without E.R. Services	421	449	312

Source: Missouri Department of Health and Senior Services

\*\* Hospital encounters are categorized based on ICD-10 diagnosis codes. Beginning with 2020 data, individuals with more than one encounter for a substance use or mental disorder are counted for each encounter they have during the calendar year.

## JUVENILE COURT REFERRALS

	2022	2021	2020
Child Abuse	2	9	8
Child Neglect	117	101	71
Child Custody Issues	10	1	2
Juvenile Violent Offenses	72	66	56
Juvenile Alcohol Offenses	11	0	16
Juvenile Drug Offenses	15	15	8
School Truancy	79	40	34
Absent from Home	30	32	44
Beyond Parental Control	71	78	43
Injurious Behavior	53	22	29

Source: Missouri Office of State Courts Administrator.

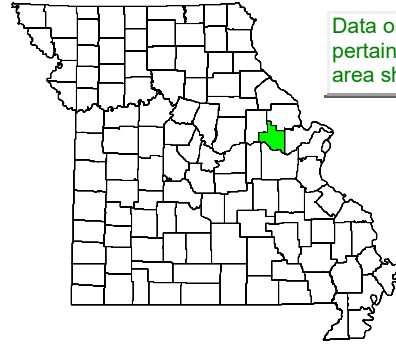
## SCHOOL REPORTS \*\*\*

	2022-23	2021-22	2020-21
Reported School Suspensions	40	46	15
Reported Substance Related Suspensions	19	9	9
Reported Violence or Weapon Suspensions	0	10	0
Enrollment Grades K-8	1,870	1,910	1,870
Enrollment Grades 9-12	972	978	934
Dropouts	11	13	10

Source: Missouri Department of Elementary and Secondary Education.

\*\*\* County-level data are aggregated by school district. Reported suspensions and dropouts fewer than 5 in a district are suppressed and represented as zero in the county totals.

# WARREN COUNTY



Data on this page pertain to the map area shaded green.

## DEMOGRAPHICS

	2022	2021	2020
Population Estimate	37,260	36,529	35,740
Median Household Income	\$74,355	\$71,073	\$69,678
Poverty Estimate, Individuals of All Ages	3,063	2,850	3,277
Poverty Estimate, Children Under Age 18	950	1,025	1,026
Labor Force	18,801	18,722	18,207
Employed	18,335	17,946	17,150
Unemployed	466	776	1,057
Unemployment Rate	2.5%	4.1%	5.8%

## BIRTHS AND DEATHS

	2022	2021	2020
Resident Births	464	433	376
Resident Deaths	433	463	373
Suicide	6	11	7
Homicide	2	1	0
Alcohol Induced Deaths	4	6	1
Drug Induced Deaths	13	20	13
Smoking Attributable Deaths	66	59	55

Source: Missouri Department of Health and Senior Services

## IMPAIRED DRIVING

	2022	2021	2020
Alcohol Involved Fatal Crashes	0	2	0
Alcohol Involved Injury Crashes	14	12	11
Alcohol Involved Property Damage Crashes	18	22	16
Killed in Alcohol Involved Crashes	0	2	0
Injured in Alcohol Involved Crashes	17	20	11
Drug Involved Fatal Crashes	0	1	0
Drug Involved Injury Crashes	4	2	3
Drug Involved Property Damage Crashes	6	10	5
Killed in Drug Involved Crashes	0	1	0
Injured in Drug Involved Crashes	6	5	5

Source: Missouri Department of Public Safety, Missouri State Highway Patrol.

## POLICE REPORTS

	2022	2021	2020
DUI Arrests, DWI Tracking System	129	110	55
Liquor Law Arrests	1	6	0
Drug Arrests	343	146	327
Violent Offenses	70	77	95
Domestic Violence Reports	197	237	370
Property Offenses	425	483	530

Source: Missouri Department of Public Safety, Missouri State Highway Patrol.

## CRIMINAL JUSTICE

	FY 2023	FY 2022	FY 2021
Treatment Court Participants	41	34	28
Drug Conviction: Probation	52	61	33
Drug Conviction: Prison	58	55	59
Drug Conviction: Parole	50	89	76
DWI Conviction: Probation	6	9	3
DWI Conviction: Prison	6	4	5
DWI Conviction: Parole	2	4	6

Sources: Missouri Office of State Courts Administrator; Missouri Department of Corrections.

## JUVENILE PLACEMENTS \*

	2022	2021	2020
Total Out-of-Home Placements	45	40	30
Parental Alcohol Use Reported	0	1	0
Parental Drug Use Reported	37	22	15
Parental Use of Both Alcohol and Drugs Reported	0	0	0

Source: Missouri Department of Social Services, Children's Division

\* The Children's Division reports do not encompass all reasons for a removal from home but document adverse conditions. Multiple factors are often considered when a child is placed out of the home. Removals involving parental substance use conditions are included in this profile. Some 2022 data are not fully compatible with prior years' data due to category changes.

## HOSPITAL / EMERGENCY ROOM \*\*

Principal Disorder	2021	2020	2019
Alcohol Use: E.R. Services, then Discharged	80	80	57
Alcohol Use: E.R. Services, then Admitted	41	19	13
Alcohol Use: Admitted without E.R. Services	19	19	18
Drug Use: E.R. Services, then Discharged	59	62	56
Drug Use: E.R. Services, then Admitted	13	12	13
Drug Use: Admitted without E.R. Services	29	21	15
Mental: E.R. Services, then Discharged	295	270	306
Mental: E.R. Services, then Admitted	243	280	180
Mental: Admitted without E.R. Services	188	192	139

## HOSPITAL / EMERGENCY ROOM

Secondary Disorder	2021	2020	2019
Alcohol Use: E.R. Services, then Discharged	79	73	74
Alcohol Use: E.R. Services, then Admitted	167	172	132
Alcohol Use: Admitted without E.R. Services	89	76	68
Drug Use: E.R. Services, then Discharged	116	131	148
Drug Use: E.R. Services, then Admitted	237	190	160
Drug Use: Admitted without E.R. Services	132	133	146
Mental: E.R. Services, then Discharged	525	497	447
Mental: E.R. Services, then Admitted	905	744	492
Mental: Admitted without E.R. Services	443	416	365

Source: Missouri Department of Health and Senior Services

\*\* Hospital encounters are categorized based on ICD-10 diagnosis codes. Beginning with 2020 data, individuals with more than one encounter for a substance use or mental disorder are counted for each encounter they have during the calendar year.

## JUVENILE COURT REFERRALS

	2022	2021	2020
Child Abuse	4	1	2
Child Neglect	55	35	50
Child Custody Issues	2	0	0
Juvenile Violent Offenses	9	19	23
Juvenile Alcohol Offenses	1	1	2
Juvenile Drug Offenses	5	1	13
School Truancy	10	7	25
Absent from Home	19	28	48
Beyond Parental Control	6	5	18
Injurious Behavior	58	53	91

Source: Missouri Office of State Courts Administrator.

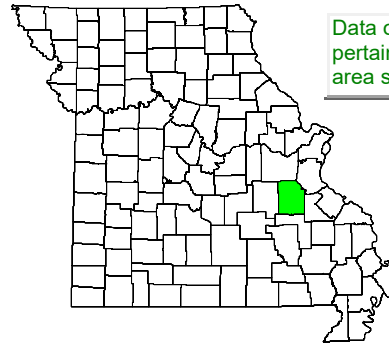
## SCHOOL REPORTS \*\*\*

	2022-23	2021-22	2020-21
Reported School Suspensions	95	94	47
Reported Substance Related Suspensions	43	25	18
Reported Violence or Weapon Suspensions	0	0	0
Enrollment Grades K-8	3,222	3,207	3,218
Enrollment Grades 9-12	1,540	1,506	1,448
Dropouts	33	42	27

Source: Missouri Department of Elementary and Secondary Education.

\*\*\* County-level data are aggregated by school district. Reported suspensions and dropouts fewer than 5 in a district are suppressed and represented as zero in the county totals.

# WASHINGTON COUNTY



Data on this page pertain to the map area shaded green.

## DEMOGRAPHICS

	2022	2021	2020
Population Estimate	23,441	23,444	23,416
Median Household Income	\$47,636	\$44,063	\$42,683
Poverty Estimate, Individuals of All Ages	4,376	4,355	4,559
Poverty Estimate, Children Under Age 18	1,311	1,383	1,359
Labor Force	10,059	10,094	10,143
Employed	9,738	9,578	9,415
Unemployed	321	516	728
Unemployment Rate	3.2%	5.1%	7.2%

## BIRTHS AND DEATHS

	2022	2021	2020
Resident Births	265	272	264
Resident Deaths	367	398	372
Suicide	7	5	8
Homicide	2	2	2
Alcohol Induced Deaths	2	3	2
Drug Induced Deaths	13	18	14
Smoking Attributable Deaths	65	58	58

Source: Missouri Department of Health and Senior Services

## IMPAIRED DRIVING

	2022	2021	2020
Alcohol Involved Fatal Crashes	5	1	3
Alcohol Involved Injury Crashes	13	6	13
Alcohol Involved Property Damage Crashes	11	8	12
Killed in Alcohol Involved Crashes	5	1	3
Injured in Alcohol Involved Crashes	23	7	21
Drug Involved Fatal Crashes	2	0	0
Drug Involved Injury Crashes	5	3	3
Drug Involved Property Damage Crashes	1	1	6
Killed in Drug Involved Crashes	2	0	0
Injured in Drug Involved Crashes	6	7	4

Source: Missouri Department of Public Safety, Missouri State Highway Patrol.

## POLICE REPORTS

	2022	2021	2020
DUI Arrests, DWI Tracking System	53	71	44
Liquor Law Arrests	2	7	2
Drug Arrests	249	167	102
Violent Offenses	76	82	116
Domestic Violence Reports	148	168	355
Property Offenses	282	396	718

Source: Missouri Department of Public Safety, Missouri State Highway Patrol.

## CRIMINAL JUSTICE

	FY 2023	FY 2022	FY 2021
Treatment Court Participants	30	38	32
Drug Conviction: Probation	49	61	42
Drug Conviction: Prison	41	66	59
Drug Conviction: Parole	60	58	49
DWI Conviction: Probation	3	2	6
DWI Conviction: Prison	2	1	2
DWI Conviction: Parole	3	0	0

Sources: Missouri Office of State Courts Administrator; Missouri Department of Corrections.

## JUVENILE PLACEMENTS \*

	2022	2021	2020
Total Out-of-Home Placements	29	83	45
Parental Alcohol Use Reported	1	6	5
Parental Drug Use Reported	23	47	32
Parental Use of Both Alcohol and Drugs Reported	0	1	4

Source: Missouri Department of Social Services, Children's Division

\* The Children's Division reports do not encompass all reasons for a removal from home but document adverse conditions. Multiple factors are often considered when a child is placed out of the home. Removals involving parental substance use conditions are included in this profile. Some 2022 data are not fully compatible with prior years' data due to category changes.

## HOSPITAL / EMERGENCY ROOM \*\*

Principal Disorder	2021	2020	2019
Alcohol Use: E.R. Services, then Discharged	59	35	28
Alcohol Use: E.R. Services, then Admitted	19	8	11
Alcohol Use: Admitted without E.R. Services	12	8	4
Drug Use: E.R. Services, then Discharged	114	87	76
Drug Use: E.R. Services, then Admitted	11	9	11
Drug Use: Admitted without E.R. Services	10	15	20
Mental: E.R. Services, then Discharged	378	325	260
Mental: E.R. Services, then Admitted	74	75	69
Mental: Admitted without E.R. Services	200	185	129

## HOSPITAL / EMERGENCY ROOM

Secondary Disorder	2021	2020	2019
Alcohol Use: E.R. Services, then Discharged	64	53	57
Alcohol Use: E.R. Services, then Admitted	52	66	52
Alcohol Use: Admitted without E.R. Services	48	55	55
Drug Use: E.R. Services, then Discharged	354	360	340
Drug Use: E.R. Services, then Admitted	128	97	83
Drug Use: Admitted without E.R. Services	170	146	100
Mental: E.R. Services, then Discharged	1,702	680	607
Mental: E.R. Services, then Admitted	624	566	363
Mental: Admitted without E.R. Services	537	543	327

Source: Missouri Department of Health and Senior Services

\*\* Hospital encounters are categorized based on ICD-10 diagnosis codes. Beginning with 2020 data, individuals with more than one encounter for a substance use or mental disorder are counted for each encounter they have during the calendar year.

## JUVENILE COURT REFERRALS

	2022	2021	2020
Child Abuse	7	8	12
Child Neglect	4	49	50
Child Custody Issues	0	0	0
Juvenile Violent Offenses	2	15	17
Juvenile Alcohol Offenses	0	0	0
Juvenile Drug Offenses	0	5	1
School Truancy	1	2	12
Absent from Home	1	0	2
Beyond Parental Control	1	12	8
Injurious Behavior	1	6	9

Source: Missouri Office of State Courts Administrator.

## SCHOOL REPORTS \*\*\*

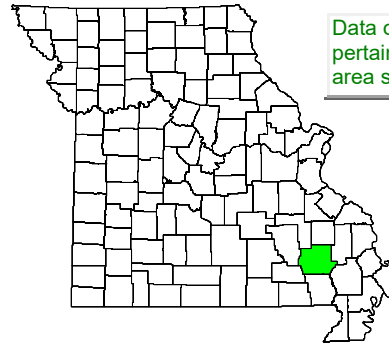
	2022-23	2021-22	2020-21
Reported School Suspensions	24	27	12
Reported Substance Related Suspensions	0	9	0
Reported Violence or Weapon Suspensions	0	0	0
Enrollment Grades K-8	2,281	2,256	2,306
Enrollment Grades 9-12	1,064	1,044	1,058
Dropouts	0	0	6

Source: Missouri Department of Elementary and Secondary Education.

\*\*\* County-level data are aggregated by school district. Reported suspensions and dropouts fewer than 5 in a district are suppressed and represented as zero in the county totals.



# WAYNE COUNTY



Data on this page pertain to the map area shaded green.

## DEMOGRAPHICS

	2022	2021	2020
Population Estimate	10,792	10,907	10,933
Median Household Income	\$41,724	\$41,271	\$43,848
Poverty Estimate, Individuals of All Ages	2,693	2,157	2,927
Poverty Estimate, Children Under Age 18	774	669	896
Labor Force	4,731	4,838	5,085
Employed	4,563	4,595	4,775
Unemployed	168	243	310
Unemployment Rate	3.6%	5.0%	6.1%

## BIRTHS AND DEATHS

	2022	2021	2020
Resident Births	129	106	112
Resident Deaths	206	242	223
Suicide	3	3	1
Homicide	0	0	1
Alcohol Induced Deaths	4	4	2
Drug Induced Deaths	1	3	3
Smoking Attributable Deaths	36	39	47

Source: Missouri Department of Health and Senior Services

## IMPAIRED DRIVING

	2022	2021	2020
Alcohol Involved Fatal Crashes	1	0	0
Alcohol Involved Injury Crashes	5	5	5
Alcohol Involved Property Damage Crashes	5	8	6
Killed in Alcohol Involved Crashes	1	0	0
Injured in Alcohol Involved Crashes	9	8	6
Drug Involved Fatal Crashes	0	0	0
Drug Involved Injury Crashes	1	1	0
Drug Involved Property Damage Crashes	0	1	0
Killed in Drug Involved Crashes	0	0	0
Injured in Drug Involved Crashes	1	1	0

Source: Missouri Department of Public Safety, Missouri State Highway Patrol.

## POLICE REPORTS

	2022	2021	2020
DUI Arrests, DWI Tracking System	28	35	29
Liquor Law Arrests	0	0	0
Drug Arrests	39	105	55
Violent Offenses	70	66	20
Domestic Violence Reports	79	71	115
Property Offenses	150	168	181

Source: Missouri Department of Public Safety, Missouri State Highway Patrol.

## CRIMINAL JUSTICE

	FY 2023	FY 2022	FY 2021
Treatment Court Participants	33	31	26
Drug Conviction: Probation	52	54	44
Drug Conviction: Prison	32	38	26
Drug Conviction: Parole	40	27	48
DWI Conviction: Probation	2	2	3
DWI Conviction: Prison	1	1	1
DWI Conviction: Parole	0	0	1

Sources: Missouri Office of State Courts Administrator, Missouri Department of Corrections.

## JUVENILE PLACEMENTS \*

	2022	2021	2020
Total Out-of-Home Placements	27	42	48
Parental Alcohol Use Reported	0	2	1
Parental Drug Use Reported	15	31	29
Parental Use of Both Alcohol and Drugs Reported	0	1	1

Source: Missouri Department of Social Services, Children's Division

\* The Children's Division reports do not encompass all reasons for a removal from home but document adverse conditions. Multiple factors are often considered when a child is placed out of the home. Removals involving parental substance use conditions are included in this profile. Some 2022 data are not fully compatible with prior years' data due to category changes.

## HOSPITAL / EMERGENCY ROOM \*\*

Principal Disorder	2021	2020	2019
Alcohol Use: E.R. Services, then Discharged	25	20	20
Alcohol Use: E.R. Services, then Admitted	11	8	8
Alcohol Use: Admitted without E.R. Services	3	5	7
Drug Use: E.R. Services, then Discharged	26	35	18
Drug Use: E.R. Services, then Admitted	5	13	11
Drug Use: Admitted without E.R. Services	1	4	4
Mental: E.R. Services, then Discharged	106	130	96
Mental: E.R. Services, then Admitted	107	61	36
Mental: Admitted without E.R. Services	70	88	30

## HOSPITAL / EMERGENCY ROOM

Secondary Disorder	2021	2020	2019
Alcohol Use: E.R. Services, then Discharged	27	19	19
Alcohol Use: E.R. Services, then Admitted	62	36	45
Alcohol Use: Admitted without E.R. Services	21	29	27
Drug Use: E.R. Services, then Discharged	82	66	53
Drug Use: E.R. Services, then Admitted	133	78	57
Drug Use: Admitted without E.R. Services	47	73	42
Mental: E.R. Services, then Discharged	459	549	416
Mental: E.R. Services, then Admitted	302	286	168
Mental: Admitted without E.R. Services	221	266	168

Source: Missouri Department of Health and Senior Services

\*\* Hospital encounters are categorized based on ICD-10 diagnosis codes. Beginning with 2020 data, individuals with more than one encounter for a substance use or mental disorder are counted for each encounter they have during the calendar year.

## JUVENILE COURT REFERRALS

	2022	2021	2020
Child Abuse	4	0	1
Child Neglect	6	16	27
Child Custody Issues	0	0	0
Juvenile Violent Offenses	0	1	2
Juvenile Alcohol Offenses	0	0	0
Juvenile Drug Offenses	0	1	1
School Truancy	0	1	0
Absent from Home	1	0	0
Beyond Parental Control	1	1	4
Injurious Behavior	0	0	0

Source: Missouri Office of State Courts Administrator.

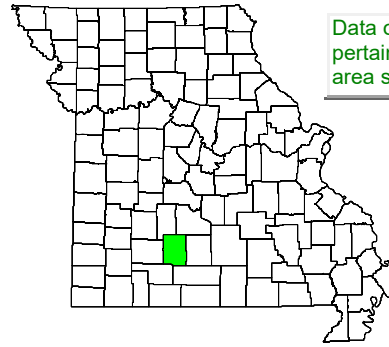
## SCHOOL REPORTS \*\*\*

	2022-23	2021-22	2020-21
Reported School Suspensions	17	16	0
Reported Substance Related Suspensions	0	0	0
Reported Violence or Weapon Suspensions	0	0	0
Enrollment Grades K-8	1,048	1,074	1,054
Enrollment Grades 9-12	453	450	470
Dropouts	5	5	16

Source: Missouri Department of Elementary and Secondary Education.

\*\*\* County-level data are aggregated by school district. Reported suspensions and dropouts fewer than 5 in a district are suppressed and represented as zero in the county totals.

# WEBSTER COUNTY



Data on this page pertain to the map area shaded green.

## DEMOGRAPHICS

	2022	2021	2020
Population Estimate	40,335	39,580	39,002
Median Household Income	\$59,784	\$59,303	\$55,431
Poverty Estimate, Individuals of All Ages	6,229	5,857	5,847
Poverty Estimate, Children Under Age 18	2,569	2,566	2,652
Labor Force	17,627	17,409	17,322
Employed	17,241	16,811	16,396
Unemployed	386	598	926
Unemployment Rate	2.2%	3.4%	5.3%

## BIRTHS AND DEATHS

	2022	2021	2020
Resident Births	617	604	551
Resident Deaths	458	507	435
Suicide	7	7	11
Homicide	1	1	3
Alcohol Induced Deaths	5	5	5
Drug Induced Deaths	6	9	6
Smoking Attributable Deaths	69	76	69

Source: Missouri Department of Health and Senior Services

## IMPAIRED DRIVING

	2022	2021	2020
Alcohol Involved Fatal Crashes	1	3	3
Alcohol Involved Injury Crashes	12	7	17
Alcohol Involved Property Damage Crashes	8	19	19
Killed in Alcohol Involved Crashes	1	3	4
Injured in Alcohol Involved Crashes	20	8	30
Drug Involved Fatal Crashes	0	2	0
Drug Involved Injury Crashes	3	5	5
Drug Involved Property Damage Crashes	3	6	7
Killed in Drug Involved Crashes	0	2	0
Injured in Drug Involved Crashes	3	17	6

Source: Missouri Department of Public Safety, Missouri State Highway Patrol.

## POLICE REPORTS

	2022	2021	2020
DUI Arrests, DWI Tracking System	82	91	95
Liquor Law Arrests	3	6	0
Drug Arrests	164	102	181
Violent Offenses	198	123	42
Domestic Violence Reports	251	185	121
Property Offenses	385	574	552

Source: Missouri Department of Public Safety, Missouri State Highway Patrol.

## CRIMINAL JUSTICE

	FY 2023	FY 2022	FY 2021
Treatment Court Participants	25	19	24
Drug Conviction: Probation	41	76	67
Drug Conviction: Prison	32	29	37
Drug Conviction: Parole	30	29	42
DWI Conviction: Probation	4	7	9
DWI Conviction: Prison	1	4	3
DWI Conviction: Parole	3	1	4

Sources: Missouri Office of State Courts Administrator; Missouri Department of Corrections.

## JUVENILE PLACEMENTS \*

	2022	2021	2020
Total Out-of-Home Placements	37	54	89
Parental Alcohol Use Reported	7	2	14
Parental Drug Use Reported	11	18	30
Parental Use of Both Alcohol and Drugs Reported	4	0	1

Source: Missouri Department of Social Services, Children's Division

\* The Children's Division reports do not encompass all reasons for a removal from home but document adverse conditions. Multiple factors are often considered when a child is placed out of the home. Removals involving parental substance use conditions are included in this profile. Some 2022 data are not fully compatible with prior years' data due to category changes.

## HOSPITAL / EMERGENCY ROOM \*\*

Principal Disorder	2021	2020	2019
Alcohol Use: E.R. Services, then Discharged	67	71	57
Alcohol Use: E.R. Services, then Admitted	40	51	39
Alcohol Use: Admitted without E.R. Services	8	3	4
Drug Use: E.R. Services, then Discharged	68	78	74
Drug Use: E.R. Services, then Admitted	7	17	12
Drug Use: Admitted without E.R. Services	8	2	9
Mental: E.R. Services, then Discharged	248	236	241
Mental: E.R. Services, then Admitted	186	248	150
Mental: Admitted without E.R. Services	100	104	64

## HOSPITAL / EMERGENCY ROOM

Secondary Disorder	2021	2020	2019
Alcohol Use: E.R. Services, then Discharged	56	52	33
Alcohol Use: E.R. Services, then Admitted	128	110	91
Alcohol Use: Admitted without E.R. Services	38	29	26
Drug Use: E.R. Services, then Discharged	116	99	60
Drug Use: E.R. Services, then Admitted	209	234	154
Drug Use: Admitted without E.R. Services	101	81	70
Mental: E.R. Services, then Discharged	1,330	822	363
Mental: E.R. Services, then Admitted	957	840	610
Mental: Admitted without E.R. Services	349	334	295

Source: Missouri Department of Health and Senior Services

\*\* Hospital encounters are categorized based on ICD-10 diagnosis codes. Beginning with 2020 data, individuals with more than one encounter for a substance use or mental disorder are counted for each encounter they have during the calendar year.

## JUVENILE COURT REFERRALS

	2022	2021	2020
Child Abuse	35	12	22
Child Neglect	83	84	105
Child Custody Issues	13	2	6
Juvenile Violent Offenses	46	59	64
Juvenile Alcohol Offenses	3	4	9
Juvenile Drug Offenses	10	23	25
School Truancy	2	0	0
Absent from Home	3	2	14
Beyond Parental Control	1	2	4
Injurious Behavior	20	4	7

Source: Missouri Office of State Courts Administrator.

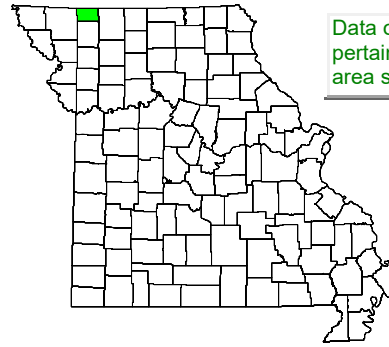
## SCHOOL REPORTS \*\*\*

	2022-23	2021-22	2020-21
Reported School Suspensions	34	32	45
Reported Substance Related Suspensions	10	0	18
Reported Violence or Weapon Suspensions	10	17	10
Enrollment Grades K-8	3,098	3,068	3,056
Enrollment Grades 9-12	1,424	1,338	1,360
Dropouts	13	17	25

Source: Missouri Department of Elementary and Secondary Education.

\*\*\* County-level data are aggregated by school district. Reported suspensions and dropouts fewer than 5 in a district are suppressed and represented as zero in the county totals.

# WORTH COUNTY



Data on this page pertain to the map area shaded green.

## DEMOGRAPHICS

	2022	2021	2020
Population Estimate	1,955	1,969	1,962
Median Household Income	\$48,397	\$45,477	\$44,361
Poverty Estimate, Individuals of All Ages	315	271	262
Poverty Estimate, Children Under Age 18	79	76	66
Labor Force	1,138	1,181	1,180
Employed	1,116	1,151	1,131
Unemployed	22	30	49
Unemployment Rate	1.9%	2.5%	4.2%

## BIRTHS AND DEATHS

	2022	2021	2020
Resident Births	24	16	26
Resident Deaths	50	32	29
Suicide	0	0	0
Homicide	0	0	1
Alcohol Induced Deaths	0	0	1
Drug Induced Deaths	1	0	0
Smoking Attributable Deaths	6	7	1

Source: Missouri Department of Health and Senior Services

## IMPAIRED DRIVING

	2022	2021	2020
Alcohol Involved Fatal Crashes	2	0	0
Alcohol Involved Injury Crashes	1	1	0
Alcohol Involved Property Damage Crashes	2	1	1
Killed in Alcohol Involved Crashes	2	0	0
Injured in Alcohol Involved Crashes	1	1	0
Drug Involved Fatal Crashes	0	0	0
Drug Involved Injury Crashes	0	0	0
Drug Involved Property Damage Crashes	0	0	1
Killed in Drug Involved Crashes	0	0	0
Injured in Drug Involved Crashes	0	0	0

Source: Missouri Department of Public Safety, Missouri State Highway Patrol.

## POLICE REPORTS

	2022	2021	2020
DUI Arrests, DWI Tracking System	7	4	3
Liquor Law Arrests	0	0	0
Drug Arrests	7	0	0
Violent Offenses	5	0	4
Domestic Violence Reports	6	0	3
Property Offenses	14	0	13

Source: Missouri Department of Public Safety, Missouri State Highway Patrol.

## CRIMINAL JUSTICE

	FY 2023	FY 2022	FY 2021
Treatment Court Participants	1	1	0
Drug Conviction: Probation	5	2	2
Drug Conviction: Prison	1	0	1
Drug Conviction: Parole	0	1	0
DWI Conviction: Probation	2	1	0
DWI Conviction: Prison	0	1	0
DWI Conviction: Parole	0	0	0

Sources: Missouri Office of State Courts Administrator; Missouri Department of Corrections.

## JUVENILE PLACEMENTS \*

	2022	2021	2020
Total Out-of-Home Placements	2	8	5
Parental Alcohol Use Reported	1	0	0
Parental Drug Use Reported	0	3	4
Parental Use of Both Alcohol and Drugs Reporte	0	0	0

Source: Missouri Department of Social Services, Children's Division

\* The Children's Division reports do not encompass all reasons for a removal from home but document adverse conditions. Multiple factors are often considered when a child is placed out of the home. Removals involving parental substance use conditions are included in this profile. Some 2022 data are not fully compatible with prior years' data due to category changes.

## HOSPITAL / EMERGENCY ROOM \*\*

Principal Disorder	2021	2020	2019
Alcohol Use: E.R. Services, then Discharged	2	3	4
Alcohol Use: E.R. Services, then Admitted	3	1	0
Alcohol Use: Admitted without E.R. Services	1	5	0
Drug Use: E.R. Services, then Discharged	0	2	4
Drug Use: E.R. Services, then Admitted	0	1	0
Drug Use: Admitted without E.R. Services	0	0	1
Mental: E.R. Services, then Discharged	10	8	6
Mental: E.R. Services, then Admitted	4	16	12
Mental: Admitted without E.R. Services	11	7	3

## HOSPITAL / EMERGENCY ROOM

Secondary Disorder	2021	2020	2019
Alcohol Use: E.R. Services, then Discharged	4	10	7
Alcohol Use: E.R. Services, then Admitted	9	4	2
Alcohol Use: Admitted without E.R. Services	8	10	5
Drug Use: E.R. Services, then Discharged	5	2	2
Drug Use: E.R. Services, then Admitted	5	6	7
Drug Use: Admitted without E.R. Services	8	10	4
Mental: E.R. Services, then Discharged	72	47	41
Mental: E.R. Services, then Admitted	21	39	18
Mental: Admitted without E.R. Services	53	55	26

Source: Missouri Department of Health and Senior Services

\*\* Hospital encounters are categorized based on ICD-10 diagnosis codes. Beginning with 2020 data, individuals with more than one encounter for a substance use or mental disorder are counted for each encounter they have during the calendar year.

## JUVENILE COURT REFERRALS

	2022	2021	2020
Child Abuse	0	0	0
Child Neglect	11	9	9
Child Custody Issues	1	0	0
Juvenile Violent Offenses	0	2	0
Juvenile Alcohol Offenses	1	0	0
Juvenile Drug Offenses	1	0	0
School Truancy	0	0	0
Absent from Home	0	0	0
Beyond Parental Control	4	4	2
Injurious Behavior	6	0	0

Source: Missouri Office of State Courts Administrator.

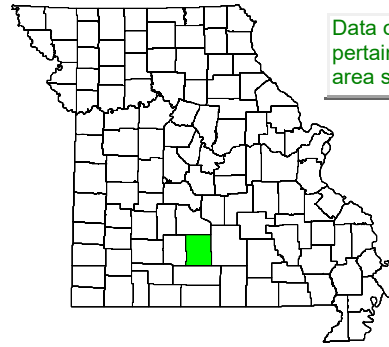
## SCHOOL REPORTS \*\*\*

	2022-23	2021-22	2020-21
Reported School Suspensions	0	0	0
Reported Substance Related Suspensions	0	0	0
Reported Violence or Weapon Suspensions	0	0	0
Enrollment Grades K-8	194	194	190
Enrollment Grades 9-12	81	77	89
Dropouts	0	0	0

Source: Missouri Department of Elementary and Secondary Education.

\*\*\* County-level data are aggregated by school district. Reported suspensions and dropouts fewer than 5 in a district are suppressed and represented as zero in the county totals.

# WRIGHT COUNTY



Data on this page pertain to the map area shaded green.

## DEMOGRAPHICS

	2022	2021	2020
Population Estimate	19,156	18,640	18,211
Median Household Income	\$45,017	\$41,748	\$39,521
Poverty Estimate, Individuals of All Ages	4,317	3,636	3,296
Poverty Estimate, Children Under Age 18	1,552	1,338	1,359
Labor Force	7,549	7,596	7,369
Employed	7,343	7,290	6,851
Unemployed	206	306	518
Unemployment Rate	2.7%	4.0%	7.0%

## BIRTHS AND DEATHS

	2022	2021	2020
Resident Births	258	247	222
Resident Deaths	303	292	232
Suicide	6	4	0
Homicide	3	0	1
Alcohol Induced Deaths	2	2	1
Drug Induced Deaths	7	2	2
Smoking Attributable Deaths	44	45	33

Source: Missouri Department of Health and Senior Services

## IMPAIRED DRIVING

	2022	2021	2020
Alcohol Involved Fatal Crashes	3	0	1
Alcohol Involved Injury Crashes	5	5	4
Alcohol Involved Property Damage Crashes	8	8	14
Killed in Alcohol Involved Crashes	3	0	1
Injured in Alcohol Involved Crashes	6	6	4
Drug Involved Fatal Crashes	0	0	1
Drug Involved Injury Crashes	3	1	0
Drug Involved Property Damage Crashes	0	5	5
Killed in Drug Involved Crashes	0	0	1
Injured in Drug Involved Crashes	5	1	0

Source: Missouri Department of Public Safety, Missouri State Highway Patrol.

## POLICE REPORTS

	2022	2021	2020
DUI Arrests, DWI Tracking System	66	87	70
Liquor Law Arrests	5	3	0
Drug Arrests	215	104	312
Violent Offenses	67	46	43
Domestic Violence Reports	84	63	19
Property Offenses	162	185	156

Source: Missouri Department of Public Safety, Missouri State Highway Patrol.

## CRIMINAL JUSTICE

	FY 2023	FY 2022	FY 2021
Treatment Court Participants	80	74	54
Drug Conviction: Probation	125	107	54
Drug Conviction: Prison	54	36	37
Drug Conviction: Parole	38	38	34
DWI Conviction: Probation	6	5	5
DWI Conviction: Prison	4	4	0
DWI Conviction: Parole	2	3	3

Sources: Missouri Office of State Courts Administrator; Missouri Department of Corrections.

## JUVENILE PLACEMENTS \*

	2022	2021	2020
Total Out-of-Home Placements	26	63	48
Parental Alcohol Use Reported	3	2	3
Parental Drug Use Reported	12	26	16
Parental Use of Both Alcohol and Drugs Reported	3	2	2

Source: Missouri Department of Social Services, Children's Division

\* The Children's Division reports do not encompass all reasons for a removal from home but document adverse conditions. Multiple factors are often considered when a child is placed out of the home. Removals involving parental substance use conditions are included in this profile. Some 2022 data are not fully compatible with prior years' data due to category changes.

## HOSPITAL / EMERGENCY ROOM \*\*

Principal Disorder	2021	2020	2019
Alcohol Use: E.R. Services, then Discharged	46	45	31
Alcohol Use: E.R. Services, then Admitted	22	18	10
Alcohol Use: Admitted without E.R. Services	4	6	12
Drug Use: E.R. Services, then Discharged	20	31	29
Drug Use: E.R. Services, then Admitted	4	5	5
Drug Use: Admitted without E.R. Services	8	11	17
Mental: E.R. Services, then Discharged	129	115	98
Mental: E.R. Services, then Admitted	71	58	48
Mental: Admitted without E.R. Services	135	148	72

## HOSPITAL / EMERGENCY ROOM

Secondary Disorder	2021	2020	2019
Alcohol Use: E.R. Services, then Discharged	31	37	26
Alcohol Use: E.R. Services, then Admitted	54	43	31
Alcohol Use: Admitted without E.R. Services	34	32	22
Drug Use: E.R. Services, then Discharged	56	44	39
Drug Use: E.R. Services, then Admitted	72	75	62
Drug Use: Admitted without E.R. Services	67	59	68
Mental: E.R. Services, then Discharged	375	267	160
Mental: E.R. Services, then Admitted	396	388	293
Mental: Admitted without E.R. Services	241	230	209

Source: Missouri Department of Health and Senior Services

\*\* Hospital encounters are categorized based on ICD-10 diagnosis codes. Beginning with 2020 data, individuals with more than one encounter for a substance use or mental disorder are counted for each encounter they have during the calendar year.

## JUVENILE COURT REFERRALS

	2022	2021	2020
Child Abuse	0	1	0
Child Neglect	12	53	36
Child Custody Issues	2	5	0
Juvenile Violent Offenses	18	14	5
Juvenile Alcohol Offenses	0	0	1
Juvenile Drug Offenses	7	3	4
School Truancy	6	10	3
Absent from Home	1	3	1
Beyond Parental Control	4	4	0
Injurious Behavior	5	1	2

Source: Missouri Office of State Courts Administrator.

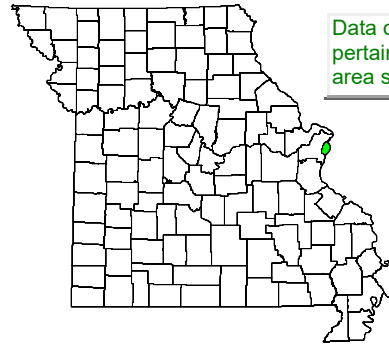
## SCHOOL REPORTS \*\*\*

	2022-23	2021-22	2020-21
Reported School Suspensions	23	24	10
Reported Substance Related Suspensions	0	0	0
Reported Violence or Weapon Suspensions	0	0	0
Enrollment Grades K-8	2,112	2,102	2,057
Enrollment Grades 9-12	997	1,053	1,046
Dropouts	5	6	0

Source: Missouri Department of Elementary and Secondary Education.

\*\*\* County-level data are aggregated by school district. Reported suspensions and dropouts fewer than 5 in a district are suppressed and represented as zero in the county totals.

# SAINT LOUIS CITY



Data on this page pertain to the map area shaded green.

## DEMOGRAPHICS

	2022	2021	2020
Population Estimate	286,578	293,562	300,483
Median Household Income	\$52,278	\$49,246	\$45,773
Poverty Estimate, Individuals of All Ages	59,041	60,908	59,993
Poverty Estimate, Children Under Age 18	16,815	17,437	15,614
Labor Force	149,069	150,531	152,292
Employed	144,444	140,948	139,334
Unemployed	4,625	9,583	12,958
Unemployment Rate	3.1%	6.4%	8.5%

## BIRTHS AND DEATHS

	2022	2021	2020
Resident Births	3,344	3,707	3,792
Resident Deaths	3,302	3,423	3,666
Suicide	57	37	37
Homicide	164	161	193
Alcohol Induced Deaths	93	62	71
Drug Induced Deaths	320	288	303
Smoking Attributable Deaths	349	385	384

Source: Missouri Department of Health and Senior Services

## IMPAIRED DRIVING

	2022	2021	2020
Alcohol Involved Fatal Crashes	1	1	2
Alcohol Involved Injury Crashes	30	36	31
Alcohol Involved Property Damage Crashes	18	26	31
Killed in Alcohol Involved Crashes	1	0	2
Injured in Alcohol Involved Crashes	43	57	44
Drug Involved Fatal Crashes	0	0	0
Drug Involved Injury Crashes	10	10	16
Drug Involved Property Damage Crashes	5	8	5
Killed in Drug Involved Crashes	0	0	0
Injured in Drug Involved Crashes	13	17	28

Source: Missouri Department of Public Safety, Missouri State Highway Patrol.

## POLICE REPORTS

	2022	2021	2020
DUI Arrests, DWI Tracking System	87	153	195
Liquor Law Arrests	201	285	0
Drug Arrests	1,377	1,163	828
Violent Offenses	4,245	4,984	6,018
Domestic Violence Reports	1,890	1,996	718
Property Offenses	20,968	17,879	17,619

Source: Missouri Department of Public Safety, Missouri State Highway Patrol.

## CRIMINAL JUSTICE

	FY 2023	FY 2022	FY 2021
Treatment Court Participants	175	169	279
Drug Conviction: Probation	80	110	66
Drug Conviction: Prison	42	75	109
Drug Conviction: Parole	96	124	211
DWI Conviction: Probation	1	1	0
DWI Conviction: Prison	0	1	0
DWI Conviction: Parole	0	0	0

Sources: Missouri Office of State Courts Administrator; Missouri Department of Corrections.

## JUVENILE PLACEMENTS \*

	2022	2021	2020
Total Out-of-Home Placements	282	276	241
Parental Alcohol Use Reported	5	4	12
Parental Drug Use Reported	117	116	94
Parental Use of Both Alcohol and Drugs Reporte	5	4	3

Source: Missouri Department of Social Services, Children's Division

\* The Children's Division reports do not encompass all reasons for a removal from home but document adverse conditions. Multiple factors are often considered when a child is placed out of the home. Removals involving parental substance use conditions are included in this profile. Some 2022 data are not fully compatible with prior years' data due to category changes.

## HOSPITAL / EMERGENCY ROOM \*\*

Principal Disorder	2021	2020	2019
Alcohol Use: E.R. Services, then Discharged	1,330	1,502	1,160
Alcohol Use: E.R. Services, then Admitted	515	514	293
Alcohol Use: Admitted without E.R. Services	255	173	183
Drug Use: E.R. Services, then Discharged	1,467	1,728	1,284
Drug Use: E.R. Services, then Admitted	447	454	380
Drug Use: Admitted without E.R. Services	354	328	348
Mental: E.R. Services, then Discharged	2,908	3,111	2,685
Mental: E.R. Services, then Admitted	2,485	2,763	1,756
Mental: Admitted without E.R. Services	1,851	1,654	1,068

## HOSPITAL / EMERGENCY ROOM

Secondary Disorder	2021	2020	2019
Alcohol Use: E.R. Services, then Discharged	1,218	1,439	1,300
Alcohol Use: E.R. Services, then Admitted	2,233	2,358	1,607
Alcohol Use: Admitted without E.R. Services	859	669	644
Drug Use: E.R. Services, then Discharged	2,765	3,789	3,472
Drug Use: E.R. Services, then Admitted	3,685	3,819	2,596
Drug Use: Admitted without E.R. Services	2,005	1,842	1,552
Mental: E.R. Services, then Discharged	7,619	8,487	6,677
Mental: E.R. Services, then Admitted	8,089	7,620	4,427
Mental: Admitted without E.R. Services	3,693	3,103	2,432

Source: Missouri Department of Health and Senior Services

\*\* Hospital encounters are categorized based on ICD-10 diagnosis codes. Beginning with 2020 data, individuals with more than one encounter for a substance use or mental disorder are counted for each encounter they have during the calendar year.

## JUVENILE COURT REFERRALS

	2022	2021	2020
Child Abuse	29	41	29
Child Neglect	321	338	478
Child Custody Issues	72	70	67
Juvenile Violent Offenses	186	148	137
Juvenile Alcohol Offenses	2	1	1
Juvenile Drug Offenses	31	30	33
School Truancy	63	22	121
Absent from Home	36	22	32
Beyond Parental Control	0	1	5
Injurious Behavior	19	16	10

Source: Missouri Office of State Courts Administrator.

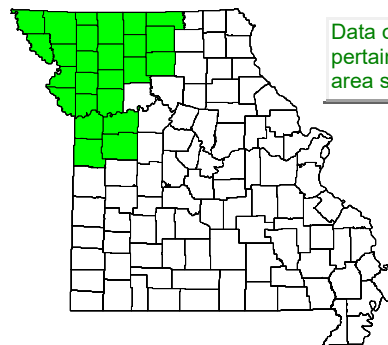
## SCHOOL REPORTS \*\*\*

	2022-23	2021-22	2020-21
Reported School Suspensions	801	1,015	53
Reported Substance Related Suspensions	118	162	0
Reported Violence or Weapon Suspensions	237	247	8
Enrollment Grades K-8	20,771	21,685	22,229
Enrollment Grades 9-12	7,225	7,319	8,163
Dropouts	660	621	405

Source: Missouri Department of Elementary and Secondary Education.

\*\*\* County-level data are aggregated by school district. Reported suspensions and dropouts fewer than 5 in a district are suppressed and represented as zero in the county totals.

# NORTHWEST DATA REGION



Data on this page pertain to the map area shaded green.

## DEMOGRAPHICS

	2022	2021	2020
Population Estimate	1,552,398	1,550,589	1,546,368
Median Household Income			
Poverty Estimate, Individuals of All Ages	192,361	175,663	160,725
Poverty Estimate, Children Under Age 18	54,832	52,556	47,925
Labor Force	785,958	786,333	785,511
Employed	765,272	748,243	736,502
Unemployed	20,686	38,090	49,009
Unemployment Rate	2.6%	4.8%	6.2%

## BIRTHS AND DEATHS

	2022	2021	2020
Resident Births	18,026	17,772	18,250
Resident Deaths	16,602	16,954	16,496
Suicide	319	312	303
Homicide	236	224	223
Alcohol Induced Deaths	245	264	234
Drug Induced Deaths	522	433	325
Smoking Attributable Deaths	2,181	2,177	2,208

Source: Missouri Department of Health and Senior Services

## IMPAIRED DRIVING

	2022	2021	2020
Alcohol Involved Fatal Crashes	25	31	40
Alcohol Involved Injury Crashes	526	602	598
Alcohol Involved Property Damage Crashes	875	905	844
Killed in Alcohol Involved Crashes	25	33	44
Injured in Alcohol Involved Crashes	740	831	853
Drug Involved Fatal Crashes	12	13	23
Drug Involved Injury Crashes	113	187	195
Drug Involved Property Damage Crashes	130	183	189
Killed in Drug Involved Crashes	12	13	25
Injured in Drug Involved Crashes	166	283	302

Source: Missouri Department of Public Safety, Missouri State Highway Patrol.

## POLICE REPORTS

	2022	2021	2020
DUI Arrests, DWI Tracking System	6,194	5,619	4,587
Liquor Law Arrests	459	483	333
Drug Arrests	4,894	3,682	4,238
Violent Offenses	10,659	10,499	11,156
Domestic Violence Reports	10,761	11,057	23,215
Property Offenses	45,555	40,634	44,862

Source: Missouri Department of Public Safety, Missouri State Highway Patrol.

## CRIMINAL JUSTICE

	FY 2023	FY 2022	FY 2021
Treatment Court Participants	2,100	2,273	2,324
Drug Conviction: Probation	810	1,105	1,039
Drug Conviction: Prison	581	736	708
Drug Conviction: Parole	847	883	943
DWI Conviction: Probation	183	174	155
DWI Conviction: Prison	56	84	81
DWI Conviction: Parole	61	78	97

Sources: Missouri Office of State Courts Administrator; Missouri Department of Corrections.

## JUVENILE PLACEMENTS \*

	2022	2021	2020
Total Out-of-Home Placements	1,100	1,214	1,261
Parental Alcohol Use Reported	50	55	59
Parental Drug Use Reported	387	573	522
Parental Use of Both Alcohol and Drugs Reported	16	24	27

Source: Missouri Department of Social Services, Children's Division

\* The Children's Division reports do not encompass all reasons for a removal from home but document adverse conditions. Multiple factors are often considered when a child is placed out of the home. Removals involving parental substance use conditions are included in this profile. Some 2022 data are not fully compatible with prior years' data due to category changes.

## HOSPITAL / EMERGENCY ROOM \*\*

Principal Disorder	2021	2020	2019
Alcohol Use: E.R. Services, then Discharged	6,650	6,615	4,348
Alcohol Use: E.R. Services, then Admitted	956	865	557
Alcohol Use: Admitted without E.R. Services	2,033	2,017	1,206
Drug Use: E.R. Services, then Discharged	4,674	4,291	3,725
Drug Use: E.R. Services, then Admitted	454	344	293
Drug Use: Admitted without E.R. Services	1,074	1,001	832
Mental: E.R. Services, then Discharged	18,035	15,416	10,674
Mental: E.R. Services, then Admitted	2,240	1,839	1,383
Mental: Admitted without E.R. Services	12,149	13,531	9,347

## HOSPITAL / EMERGENCY ROOM

Secondary Disorder	2021	2020	2019
Alcohol Use: E.R. Services, then Discharged	4,518	5,010	4,485
Alcohol Use: E.R. Services, then Admitted	3,330	3,187	2,336
Alcohol Use: Admitted without E.R. Services	6,194	6,749	5,171
Drug Use: E.R. Services, then Discharged	7,847	7,766	6,686
Drug Use: E.R. Services, then Admitted	5,469	4,663	3,762
Drug Use: Admitted without E.R. Services	10,542	11,166	8,920
Mental: E.R. Services, then Discharged	31,579	35,305	29,229
Mental: E.R. Services, then Admitted	17,010	17,073	10,466
Mental: Admitted without E.R. Services	34,879	34,089	24,158

Source: Missouri Department of Health and Senior Services

\*\* Hospital encounters are categorized based on ICD-10 diagnosis codes. Beginning with 2020 data, individuals with more than one encounter for a substance use or mental disorder are counted for each encounter they have during the calendar year.

## JUVENILE COURT REFERRALS

	2022	2021	2020
Child Abuse	436	501	496
Child Neglect	1,959	2,200	2,198
Child Custody Issues	334	288	330
Juvenile Violent Offenses	1,149	1,006	812
Juvenile Alcohol Offenses	75	76	27
Juvenile Drug Offenses	408	236	155
School Truancy	605	570	405
Absent from Home	267	401	360
Beyond Parental Control	369	354	321
Injurious Behavior	894	640	565

Source: Missouri Office of State Courts Administrator.

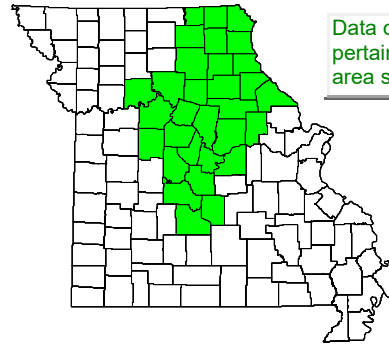
## SCHOOL REPORTS \*\*\*

	2022-23	2021-22	2020-21
Reported School Suspensions	3,324	2,969	612
Reported Substance Related Suspensions	876	749	201
Reported Violence or Weapon Suspensions	258	238	12
Enrollment Grades K-8	156,417	157,681	158,254
Enrollment Grades 9-12	72,348	71,649	70,644
Dropouts	1,434	1,684	1,139

Source: Missouri Department of Elementary and Secondary Education.

\*\*\* County-level data are aggregated by school district. Reported suspensions and dropouts fewer than 5 in a district are suppressed and represented as zero in the county totals.

# CENTRAL DATA REGION



Data on this page pertain to the map area shaded green.

## DEMOGRAPHICS

	2022	2021	2020
Population Estimate	829,290	826,487	822,234
Median Household Income			
Poverty Estimate, Individuals of All Ages	111,792	113,593	102,637
Poverty Estimate, Children Under Age 18	29,053	30,435	28,786
Labor Force	385,260	386,845	386,170
Employed	376,169	372,785	366,341
Unemployed	9,091	14,060	19,829
Unemployment Rate	2.4%	3.6%	5.1%

## BIRTHS AND DEATHS

	2022	2021	2020
Resident Births	9,218	9,296	9,164
Resident Deaths	9,281	9,633	9,672
Suicide	168	173	152
Homicide	40	36	36
Alcohol Induced Deaths	75	88	79
Drug Induced Deaths	198	199	165
Smoking Attributable Deaths	1,365	1,389	1,447

Source: Missouri Department of Health and Senior Services

## IMPAIRED DRIVING

	2022	2021	2020
Alcohol Involved Fatal Crashes	25	17	27
Alcohol Involved Injury Crashes	260	299	294
Alcohol Involved Property Damage Crashes	429	451	408
Killed in Alcohol Involved Crashes	30	19	28
Injured in Alcohol Involved Crashes	377	401	391
Drug Involved Fatal Crashes	6	14	16
Drug Involved Injury Crashes	54	61	86
Drug Involved Property Damage Crashes	79	122	102
Killed in Drug Involved Crashes	7	15	17
Injured in Drug Involved Crashes	85	82	124

Source: Missouri Department of Public Safety, Missouri State Highway Patrol.

## POLICE REPORTS

	2022	2021	2020
DUI Arrests, DWI Tracking System	3,349	3,459	2,779
Liquor Law Arrests	167	265	297
Drug Arrests	3,823	3,332	3,657
Violent Offenses	2,280	2,373	2,240
Domestic Violence Reports	4,124	4,348	7,247
Property Offenses	12,065	12,469	14,907

Source: Missouri Department of Public Safety, Missouri State Highway Patrol.

## CRIMINAL JUSTICE

	FY 2023	FY 2022	FY 2021
Treatment Court Participants	1,016	904	911
Drug Conviction: Probation	1,405	1,480	1,049
Drug Conviction: Prison	879	993	877
Drug Conviction: Parole	988	1,007	1,068
DWI Conviction: Probation	172	159	112
DWI Conviction: Prison	51	42	47
DWI Conviction: Parole	41	36	37

Sources: Missouri Office of State Courts Administrator, Missouri Department of Corrections.

## JUVENILE PLACEMENTS \*

	2022	2021	2020
Total Out-of-Home Placements	917	1,092	935
Parental Alcohol Use Reported	48	71	59
Parental Drug Use Reported	377	493	458
Parental Use of Both Alcohol and Drugs Reporte	21	26	33

Source: Missouri Department of Social Services, Children's Division

\* The Children's Division reports do not encompass all reasons for a removal from home but document adverse conditions. Multiple factors are often considered when a child is placed out of the home. Removals involving parental substance use conditions are included in this profile. Some 2022 data are not fully compatible with prior years' data due to category changes.

## HOSPITAL / EMERGENCY ROOM \*\*

Principal Disorder	2021	2020	2019
Alcohol Use: E.R. Services, then Discharged	1,917	1,765	1,402
Alcohol Use: E.R. Services, then Admitted	556	621	333
Alcohol Use: Admitted without E.R. Services	382	338	243
Drug Use: E.R. Services, then Discharged	1,241	1,371	1,263
Drug Use: E.R. Services, then Admitted	289	322	272
Drug Use: Admitted without E.R. Services	210	236	190
Mental: E.R. Services, then Discharged	6,430	6,270	5,936
Mental: E.R. Services, then Admitted	3,213	3,176	2,261
Mental: Admitted without E.R. Services	3,967	4,068	2,461

## HOSPITAL / EMERGENCY ROOM

Secondary Disorder	2021	2020	2019
Alcohol Use: E.R. Services, then Discharged	2,122	2,715	1,930
Alcohol Use: E.R. Services, then Admitted	1,662	1,902	1,433
Alcohol Use: Admitted without E.R. Services	1,761	1,667	1,241
Drug Use: E.R. Services, then Discharged	3,840	3,489	2,492
Drug Use: E.R. Services, then Admitted	2,354	2,689	2,055
Drug Use: Admitted without E.R. Services	2,576	2,436	2,052
Mental: E.R. Services, then Discharged	23,553	27,540	17,993
Mental: E.R. Services, then Admitted	9,145	11,718	6,996
Mental: Admitted without E.R. Services	14,591	13,676	8,789

Source: Missouri Department of Health and Senior Services

\*\* Hospital encounters are categorized based on ICD-10 diagnosis codes. Beginning with 2020 data, individuals with more than one encounter for a substance use or mental disorder are counted for each encounter they have during the calendar year.

## JUVENILE COURT REFERRALS

	2022	2021	2020
Child Abuse	387	428	488
Child Neglect	1,240	1,516	1,355
Child Custody Issues	370	377	354
Juvenile Violent Offenses	975	642	574
Juvenile Alcohol Offenses	81	38	49
Juvenile Drug Offenses	345	207	138
School Truancy	664	545	420
Absent from Home	246	232	153
Beyond Parental Control	687	502	458
Injurious Behavior	1,744	1,339	1,093

Source: Missouri Office of State Courts Administrator.

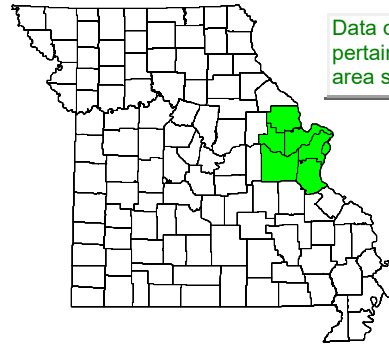
## SCHOOL REPORTS \*\*\*

	2022-23	2021-22	2020-21
Reported School Suspensions	1,867	1,417	696
Reported Substance Related Suspensions	463	209	129
Reported Violence or Weapon Suspensions	157	134	16
Enrollment Grades K-8	75,619	75,277	81,715
Enrollment Grades 9-12	36,348	35,702	34,905
Dropouts	546	624	571

Source: Missouri Department of Elementary and Secondary Education.

\*\*\* County-level data are aggregated by school district. Reported suspensions and dropouts fewer than 5 in a district are suppressed and represented as zero in the county totals.

# EASTERN DATA REGION



Data on this page pertain to the map area shaded green.

## DEMOGRAPHICS

	2022	2021	2020
Population Estimate	2,126,425	2,133,745	2,137,293
Median Household Income			
Poverty Estimate, Individuals of All Ages	220,634	222,562	207,290
Poverty Estimate, Children Under Age 18	62,469	62,853	56,018
Labor Force	1,125,594	1,122,287	1,117,899
Employed	1,098,139	1,072,140	1,047,148
Unemployed	27,455	50,147	70,751
Unemployment Rate	2.4%	4.5%	6.3%

## BIRTHS AND DEATHS

	2022	2021	2020
Resident Births	22,832	23,193	23,045
Resident Deaths	23,149	23,386	24,643
Suicide	374	341	354
Homicide	374	361	408
Alcohol Induced Deaths	333	297	266
Drug Induced Deaths	1,029	1,045	1,032
Smoking Attributable Deaths	2,849	2,833	2,951

Source: Missouri Department of Health and Senior Services

## IMPAIRED DRIVING

	2022	2021	2020
Alcohol Involved Fatal Crashes	29	29	34
Alcohol Involved Injury Crashes	479	521	488
Alcohol Involved Property Damage Crashes	868	901	820
Killed in Alcohol Involved Crashes	31	51	34
Injured in Alcohol Involved Crashes	659	738	668
Drug Involved Fatal Crashes	13	34	34
Drug Involved Injury Crashes	137	172	206
Drug Involved Property Damage Crashes	163	241	221
Killed in Drug Involved Crashes	14	35	42
Injured in Drug Involved Crashes	189	257	308

Source: Missouri Department of Public Safety, Missouri State Highway Patrol.

## POLICE REPORTS

	2022	2021	2020
DUI Arrests, DWI Tracking System	5,354	5,307	4,515
Liquor Law Arrests	471	511	225
Drug Arrests	9,211	7,709	7,400
Violent Offenses	9,891	11,413	12,225
Domestic Violence Reports	10,002	10,323	12,166
Property Offenses	53,707	48,754	51,742

Source: Missouri Department of Public Safety, Missouri State Highway Patrol.

## CRIMINAL JUSTICE

	FY 2023	FY 2022	FY 2021
Treatment Court Participants	1,082	999	1,183
Drug Conviction: Probation	1,137	1,243	873
Drug Conviction: Prison	456	566	579
Drug Conviction: Parole	721	762	1,026
DWI Conviction: Probation	223	249	185
DWI Conviction: Prison	54	59	56
DWI Conviction: Parole	55	70	86

Sources: Missouri Office of State Courts Administrator; Missouri Department of Corrections.

## JUVENILE PLACEMENTS \*

	2022	2021	2020
Total Out-of-Home Placements	1,305	1,304	1,290
Parental Alcohol Use Reported	47	40	71
Parental Drug Use Reported	612	649	607
Parental Use of Both Alcohol and Drugs Reporte	26	19	35

Source: Missouri Department of Social Services, Children's Division

\* The Children's Division reports do not encompass all reasons for a removal from home but document adverse conditions. Multiple factors are often considered when a child is placed out of the home. Removals involving parental substance use conditions are included in this profile. Some 2022 data are not fully compatible with prior years' data due to category changes.

## HOSPITAL / EMERGENCY ROOM \*\*

Principal Disorder	2021	2020	2019
Alcohol Use: E.R. Services, then Discharged	5,056	5,149	4,327
Alcohol Use: E.R. Services, then Admitted	2,076	1,891	1,250
Alcohol Use: Admitted without E.R. Services	1,309	1,098	1,081
Drug Use: E.R. Services, then Discharged	4,607	5,427	4,635
Drug Use: E.R. Services, then Admitted	1,075	1,176	1,056
Drug Use: Admitted without E.R. Services	1,280	1,221	1,199
Mental: E.R. Services, then Discharged	16,786	16,503	15,158
Mental: E.R. Services, then Admitted	14,436	14,522	9,737
Mental: Admitted without E.R. Services	9,312	8,761	5,694

## HOSPITAL / EMERGENCY ROOM

Secondary Disorder	2021	2020	2019
Alcohol Use: E.R. Services, then Discharged	4,632	5,254	4,904
Alcohol Use: E.R. Services, then Admitted	9,921	9,869	7,372
Alcohol Use: Admitted without E.R. Services	3,821	3,639	3,508
Drug Use: E.R. Services, then Discharged	9,090	11,101	11,140
Drug Use: E.R. Services, then Admitted	13,842	13,360	9,745
Drug Use: Admitted without E.R. Services	7,494	7,187	6,274
Mental: E.R. Services, then Discharged	37,875	42,078	35,827
Mental: E.R. Services, then Admitted	52,386	46,575	30,334
Mental: Admitted without E.R. Services	26,637	24,575	18,906

Source: Missouri Department of Health and Senior Services

\*\* Hospital encounters are categorized based on ICD-10 diagnosis codes. Beginning with 2020 data, individuals with more than one encounter for a substance use or mental disorder are counted for each encounter they have during the calendar year.

## JUVENILE COURT REFERRALS

	2022	2021	2020
Child Abuse	775	554	464
Child Neglect	1,423	1,685	1,772
Child Custody Issues	406	368	358
Juvenile Violent Offenses	1,832	1,313	1,179
Juvenile Alcohol Offenses	123	76	77
Juvenile Drug Offenses	603	312	294
School Truancy	729	590	692
Absent from Home	1,149	960	1,090
Beyond Parental Control	84	101	115
Injurious Behavior	345	318	264

Source: Missouri Office of State Courts Administrator.

## SCHOOL REPORTS \*\*\*

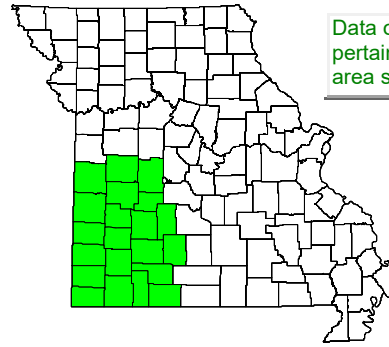
	2022-23	2021-22	2020-21
Reported School Suspensions	6,350	6,212	1,010
Reported Substance Related Suspensions	1,367	1,118	256
Reported Violence or Weapon Suspensions	591	570	18
Enrollment Grades K-8	190,372	191,616	192,034
Enrollment Grades 9-12	89,863	89,430	89,207
Dropouts	2,098	2,078	1,485

Source: Missouri Department of Elementary and Secondary Education.

\*\*\* County-level data are aggregated by school district. Reported suspensions and dropouts fewer than 5 in a district are suppressed and represented as zero in the county totals.



# SOUTHWEST DATA REGION



Data on this page pertain to the map area shaded green.

## DEMOGRAPHICS

	2022	2021	2020
Population Estimate	987,952	978,420	969,138
Median Household Income			
Poverty Estimate, Individuals of All Ages	144,049	138,359	138,421
Poverty Estimate, Children Under Age 18	42,030	41,062	40,165
Labor Force	463,373	461,719	457,031
Employed	452,190	443,466	429,688
Unemployed	11,183	18,253	27,343
Unemployment Rate	2.4%	4.0%	6.0%

## BIRTHS AND DEATHS

	2022	2021	2020
Resident Births	11,346	11,297	11,072
Resident Deaths	12,497	12,971	12,272
Suicide	206	215	185
Homicide	45	60	63
Alcohol Induced Deaths	176	177	140
Drug Induced Deaths	276	302	219
Smoking Attributable Deaths	1,824	1,856	1,830

Source: Missouri Department of Health and Senior Services

## IMPAIRED DRIVING

	2022	2021	2020
Alcohol Involved Fatal Crashes	24	30	31
Alcohol Involved Injury Crashes	361	348	379
Alcohol Involved Property Damage Crashes	511	536	519
Killed in Alcohol Involved Crashes	27	34	35
Injured in Alcohol Involved Crashes	499	496	535
Drug Involved Fatal Crashes	8	19	13
Drug Involved Injury Crashes	84	122	121
Drug Involved Property Damage Crashes	101	158	170
Killed in Drug Involved Crashes	10	22	13
Injured in Drug Involved Crashes	112	199	184

Source: Missouri Department of Public Safety, Missouri State Highway Patrol.

## POLICE REPORTS

	2022	2021	2020
DUI Arrests, DWI Tracking System	3,717	3,699	3,455
Liquor Law Arrests	293	356	207
Drug Arrests	4,520	2,260	3,436
Violent Offenses	4,556	5,137	4,741
Domestic Violence Reports	6,773	7,042	10,101
Property Offenses	22,059	25,330	27,307

Source: Missouri Department of Public Safety, Missouri State Highway Patrol.

## CRIMINAL JUSTICE

	FY 2023	FY 2022	FY 2021
Treatment Court Participants	1,312	1,289	1,398
Drug Conviction: Probation	1,063	1,052	922
Drug Conviction: Prison	548	583	591
Drug Conviction: Parole	588	661	742
DWI Conviction: Probation	180	177	196
DWI Conviction: Prison	70	85	63
DWI Conviction: Parole	67	75	71

Sources: Missouri Office of State Courts Administrator; Missouri Department of Corrections.

## JUVENILE PLACEMENTS \*

	2022	2021	2020
Total Out-of-Home Placements	1,353	1,466	1,484
Parental Alcohol Use Reported	96	95	141
Parental Drug Use Reported	611	753	717
Parental Use of Both Alcohol and Drugs Reporte	29	38	56

Source: Missouri Department of Social Services, Children's Division

\* The Children's Division reports do not encompass all reasons for a removal from home but document adverse conditions. Multiple factors are often considered when a child is placed out of the home. Removals involving parental substance use conditions are included in this profile. Some 2022 data are not fully compatible with prior years' data due to category changes.

## HOSPITAL / EMERGENCY ROOM \*\*

Principal Disorder	2021	2020	2019
Alcohol Use: E.R. Services, then Discharged	3,118	3,319	2,449
Alcohol Use: E.R. Services, then Admitted	1,542	1,783	995
Alcohol Use: Admitted without E.R. Services	376	406	357
Drug Use: E.R. Services, then Discharged	3,065	2,873	2,714
Drug Use: E.R. Services, then Admitted	720	738	611
Drug Use: Admitted without E.R. Services	410	381	403
Mental: E.R. Services, then Discharged	7,209	7,060	7,128
Mental: E.R. Services, then Admitted	5,537	5,781	3,941
Mental: Admitted without E.R. Services	4,941	4,742	3,076

## HOSPITAL / EMERGENCY ROOM

Secondary Disorder	2021	2020	2019
Alcohol Use: E.R. Services, then Discharged	2,952	2,640	1,910
Alcohol Use: E.R. Services, then Admitted	4,023	3,769	2,693
Alcohol Use: Admitted without E.R. Services	1,826	1,864	1,509
Drug Use: E.R. Services, then Discharged	5,797	4,185	3,205
Drug Use: E.R. Services, then Admitted	6,688	6,313	4,366
Drug Use: Admitted without E.R. Services	3,748	3,368	2,809
Mental: E.R. Services, then Discharged	45,770	30,810	15,541
Mental: E.R. Services, then Admitted	19,584	18,511	12,659
Mental: Admitted without E.R. Services	13,299	13,694	10,166

Source: Missouri Department of Health and Senior Services

\*\* Hospital encounters are categorized based on ICD-10 diagnosis codes. Beginning with 2020 data, individuals with more than one encounter for a substance use or mental disorder are counted for each encounter they have during the calendar year.

## JUVENILE COURT REFERRALS

	2022	2021	2020
Child Abuse	366	313	362
Child Neglect	1,797	2,175	1,829
Child Custody Issues	419	379	364
Juvenile Violent Offenses	935	866	676
Juvenile Alcohol Offenses	120	45	81
Juvenile Drug Offenses	349	243	178
School Truancy	227	192	226
Absent from Home	329	273	359
Beyond Parental Control	309	283	236
Injurious Behavior	1,045	701	691

Source: Missouri Office of State Courts Administrator.

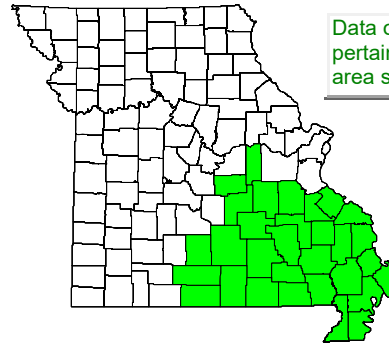
## SCHOOL REPORTS \*\*\*

	2022-23	2021-22	2020-21
Reported School Suspensions	2,437	1,822	926
Reported Substance Related Suspensions	822	572	212
Reported Violence or Weapon Suspensions	135	105	35
Enrollment Grades K-8	95,278	95,528	93,443
Enrollment Grades 9-12	44,260	43,788	42,951
Dropouts	510	559	672

Source: Missouri Department of Elementary and Secondary Education.

\*\*\* County-level data are aggregated by school district. Reported suspensions and dropouts fewer than 5 in a district are suppressed and represented as zero in the county totals.

# SOUTHEAST DATA REGION



Data on this page pertain to the map area shaded green.

## DEMOGRAPHICS

	2022	2021	2020
Population Estimate	681,892	680,582	678,965
Median Household Income			
Poverty Estimate, Individuals of All Ages	118,331	114,921	116,043
Poverty Estimate, Children Under Age 18	35,819	36,089	35,516
Labor Force	301,104	305,274	306,099
Employed	292,575	291,737	287,488
Unemployed	8,529	13,537	18,611
Unemployment Rate	2.8%	4.4%	6.1%

## BIRTHS AND DEATHS

	2022	2021	2020
Resident Births	7,532	7,711	7,746
Resident Deaths	10,240	10,887	10,799
Suicide	147	133	131
Homicide	45	35	72
Alcohol Induced Deaths	81	95	71
Drug Induced Deaths	225	260	213
Smoking Attributable Deaths	1,734	1,637	1,687

Source: Missouri Department of Health and Senior Services

## IMPAIRED DRIVING

	2022	2021	2020
Alcohol Involved Fatal Crashes	31	25	23
Alcohol Involved Injury Crashes	244	266	263
Alcohol Involved Property Damage Crashes	325	406	402
Killed in Alcohol Involved Crashes	32	26	24
Injured in Alcohol Involved Crashes	345	365	370
Drug Involved Fatal Crashes	12	8	12
Drug Involved Injury Crashes	51	80	65
Drug Involved Property Damage Crashes	83	125	94
Killed in Drug Involved Crashes	13	9	13
Injured in Drug Involved Crashes	71	120	95

Source: Missouri Department of Public Safety, Missouri State Highway Patrol.

## POLICE REPORTS

	2022	2021	2020
DUI Arrests, DWI Tracking System	2,373	2,475	2,278
Liquor Law Arrests	123	86	68
Drug Arrests	3,934	2,827	3,336
Violent Offenses	2,332	2,679	2,426
Domestic Violence Reports	4,337	4,387	5,100
Property Offenses	10,809	12,230	13,680

Source: Missouri Department of Public Safety, Missouri State Highway Patrol.

## CRIMINAL JUSTICE

	FY 2023	FY 2022	FY 2021
Treatment Court Participants	870	879	781
Drug Conviction: Probation	1,583	1,719	1,165
Drug Conviction: Prison	1,054	1,252	1,011
Drug Conviction: Parole	1,287	1,279	1,257
DWI Conviction: Probation	104	125	94
DWI Conviction: Prison	63	69	49
DWI Conviction: Parole	53	54	61

Sources: Missouri Office of State Courts Administrator; Missouri Department of Corrections.

## JUVENILE PLACEMENTS \*

	2022	2021	2020
Total Out-of-Home Placements	1,392	1,669	1,341
Parental Alcohol Use Reported	63	65	63
Parental Drug Use Reported	781	907	788
Parental Use of Both Alcohol and Drugs Reported	33	37	42

Source: Missouri Department of Social Services, Children's Division

\* The Children's Division reports do not encompass all reasons for a removal from home but document adverse conditions. Multiple factors are often considered when a child is placed out of the home. Removals involving parental substance use conditions are included in this profile. Some 2022 data are not fully compatible with prior years' data due to category changes.

## HOSPITAL / EMERGENCY ROOM \*\*

Principal Disorder	2021	2020	2019
Alcohol Use: E.R. Services, then Discharged	1,630	1,593	1,279
Alcohol Use: E.R. Services, then Admitted	284	279	223
Alcohol Use: Admitted without E.R. Services	386	409	300
Drug Use: E.R. Services, then Discharged	1,833	1,867	1,680
Drug Use: E.R. Services, then Admitted	176	316	294
Drug Use: Admitted without E.R. Services	384	501	583
Mental: E.R. Services, then Discharged	7,067	7,197	6,164
Mental: E.R. Services, then Admitted	2,299	2,090	1,641
Mental: Admitted without E.R. Services	6,055	6,028	3,477

## HOSPITAL / EMERGENCY ROOM

Secondary Disorder	2021	2020	2019
Alcohol Use: E.R. Services, then Discharged	1,678	1,707	1,620
Alcohol Use: E.R. Services, then Admitted	1,374	1,532	1,256
Alcohol Use: Admitted without E.R. Services	2,216	2,234	1,814
Drug Use: E.R. Services, then Discharged	5,443	4,933	4,408
Drug Use: E.R. Services, then Admitted	2,608	2,424	1,985
Drug Use: Admitted without E.R. Services	4,433	4,158	3,033
Mental: E.R. Services, then Discharged	26,784	28,007	21,170
Mental: E.R. Services, then Admitted	9,484	9,984	6,192
Mental: Admitted without E.R. Services	16,373	16,257	10,322

Source: Missouri Department of Health and Senior Services

\*\* Hospital encounters are categorized based on ICD-10 diagnosis codes. Beginning with 2020 data, individuals with more than one encounter for a substance use or mental disorder are counted for each encounter they have during the calendar year.

## JUVENILE COURT REFERRALS

	2022	2021	2020
Child Abuse	314	320	283
Child Neglect	2,134	2,394	1,750
Child Custody Issues	194	236	243
Juvenile Violent Offenses	771	593	425
Juvenile Alcohol Offenses	115	46	50
Juvenile Drug Offenses	285	168	111
School Truancy	814	628	465
Absent from Home	270	300	209
Beyond Parental Control	231	309	301
Injurious Behavior	947	711	594

Source: Missouri Office of State Courts Administrator.

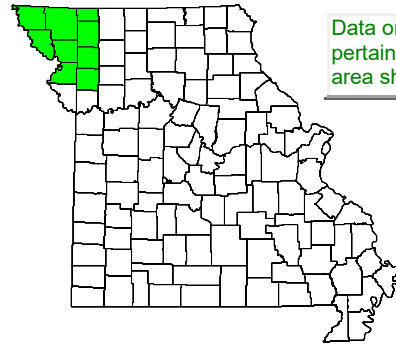
## SCHOOL REPORTS \*\*\*

	2022-23	2021-22	2020-21
Reported School Suspensions	1,608	1,286	763
Reported Substance Related Suspensions	429	206	89
Reported Violence or Weapon Suspensions	147	54	39
Enrollment Grades K-8	68,526	69,432	69,701
Enrollment Grades 9-12	31,878	31,960	31,612
Dropouts	255	363	376

Source: Missouri Department of Elementary and Secondary Education.

\*\*\* County-level data are aggregated by school district. Reported suspensions and dropouts fewer than 5 in a district are suppressed and represented as zero in the county totals.

# SUBSTANCE USE S.A. 1



Data on this page pertain to the map area shaded green.

## DEMOGRAPHICS

	2022	2021	2020
Population Estimate	171,900	173,220	173,966
Median Household Income			
Poverty Estimate, Individuals of All Ages	24,854	24,782	20,408
Poverty Estimate, Children Under Age 18	6,401	6,672	5,572
Labor Force	86,361	88,252	89,560
Employed	84,314	85,003	85,320
Unemployed	2,047	3,249	4,240
Unemployment Rate	2.4%	3.7%	4.7%

## BIRTHS AND DEATHS

	2022	2021	2020
Resident Births	1,885	1,888	1,991
Resident Deaths	2,155	2,170	2,325
Suicide	25	29	41
Homicide	6	11	11
Alcohol Induced Deaths	27	33	16
Drug Induced Deaths	55	44	38
Smoking Attributable Deaths	336	360	327

Source: Missouri Department of Health and Senior Services

## IMPAIRED DRIVING

	2022	2021	2020
Alcohol Involved Fatal Crashes	8	8	4
Alcohol Involved Injury Crashes	60	76	81
Alcohol Involved Property Damage Crashes	100	115	94
Killed in Alcohol Involved Crashes	8	8	5
Injured in Alcohol Involved Crashes	84	104	121
Drug Involved Fatal Crashes	5	4	1
Drug Involved Injury Crashes	20	27	31
Drug Involved Property Damage Crashes	12	33	22
Killed in Drug Involved Crashes	5	4	1
Injured in Drug Involved Crashes	32	48	41

Source: Missouri Department of Public Safety, Missouri State Highway Patrol.

## POLICE REPORTS

	2022	2021	2020
DUI Arrests, DWI Tracking System	796	791	743
Liquor Law Arrests	147	170	113
Drug Arrests	658	542	540
Violent Offenses	696	639	561
Domestic Violence Reports	1,156	1,359	2,866
Property Offenses	3,980	4,109	4,875

Source: Missouri Department of Public Safety, Missouri State Highway Patrol.

## CRIMINAL JUSTICE

	FY 2023	FY 2022	FY 2021
Treatment Court Participants	271	279	291
Drug Conviction: Probation	116	187	149
Drug Conviction: Prison	145	194	201
Drug Conviction: Parole	240	271	265
DWI Conviction: Probation	29	27	22
DWI Conviction: Prison	8	16	19
DWI Conviction: Parole	9	24	21

Sources: Missouri Office of State Courts Administrator; Missouri Department of Corrections.

## JUVENILE PLACEMENTS \*

	2022	2021	2020
Total Out-of-Home Placements	149	165	164
Parental Alcohol Use Reported	11	7	7
Parental Drug Use Reported	47	68	71
Parental Use of Both Alcohol and Drugs Reported	2	3	3

Source: Missouri Department of Social Services, Children's Division

\* The Children's Division reports do not encompass all reasons for a removal from home but document adverse conditions. Multiple factors are often considered when a child is placed out of the home. Removals involving parental substance use conditions are included in this profile. Some 2022 data are not fully compatible with prior years' data due to category changes.

## HOSPITAL / EMERGENCY ROOM \*\*

Principal Disorder	2021	2020	2019
Alcohol Use: E.R. Services, then Discharged	482	488	300
Alcohol Use: E.R. Services, then Admitted	180	145	96
Alcohol Use: Admitted without E.R. Services	42	71	29
Drug Use: E.R. Services, then Discharged	367	283	260
Drug Use: E.R. Services, then Admitted	204	189	124
Drug Use: Admitted without E.R. Services	34	34	29
Mental: E.R. Services, then Discharged	1,472	1,310	1,155
Mental: E.R. Services, then Admitted	1,151	1,307	898
Mental: Admitted without E.R. Services	772	730	539

## HOSPITAL / EMERGENCY ROOM

Secondary Disorder	2021	2020	2019
Alcohol Use: E.R. Services, then Discharged	667	646	464
Alcohol Use: E.R. Services, then Admitted	942	935	537
Alcohol Use: Admitted without E.R. Services	282	258	219
Drug Use: E.R. Services, then Discharged	1,304	1,263	1,281
Drug Use: E.R. Services, then Admitted	1,459	1,430	833
Drug Use: Admitted without E.R. Services	517	437	417
Mental: E.R. Services, then Discharged	10,958	9,631	6,357
Mental: E.R. Services, then Admitted	4,122	4,178	2,263
Mental: Admitted without E.R. Services	2,402	2,233	1,557

Source: Missouri Department of Health and Senior Services

\*\* Hospital encounters are categorized based on ICD-10 diagnosis codes. Beginning with 2020 data, individuals with more than one encounter for a substance use or mental disorder are counted for each encounter they have during the calendar year.

## JUVENILE COURT REFERRALS

	2022	2021	2020
Child Abuse	116	129	111
Child Neglect	307	311	381
Child Custody Issues	2	5	0
Juvenile Violent Offenses	142	124	113
Juvenile Alcohol Offenses	10	27	5
Juvenile Drug Offenses	32	22	11
School Truancy	319	288	194
Absent from Home	91	160	179
Beyond Parental Control	168	182	168
Injurious Behavior	296	208	94

Source: Missouri Office of State Courts Administrator.

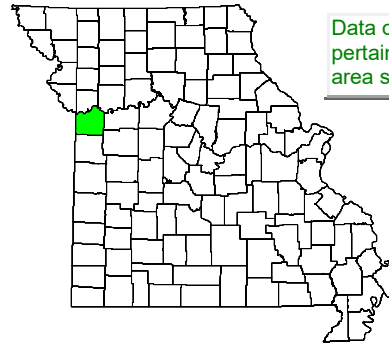
## SCHOOL REPORTS \*\*\*

	2022-23	2021-22	2020-21
Reported School Suspensions	331	274	102
Reported Substance Related Suspensions	157	66	34
Reported Violence or Weapon Suspensions	17	0	0
Enrollment Grades K-8	16,680	16,781	16,758
Enrollment Grades 9-12	7,584	7,545	7,513
Dropouts	120	219	266

Source: Missouri Department of Elementary and Secondary Education.

\*\*\* County-level data are aggregated by school district. Reported suspensions and dropouts fewer than 5 in a district are suppressed and represented as zero in the county totals.

# SUBSTANCE USE S.A. 2-5



Data on this page pertain to the map area shaded green.

## DEMOGRAPHICS

	2022	2021	2020
Population Estimate	716,531	717,616	717,572
Median Household Income			
Poverty Estimate, Individuals of All Ages	105,642	92,796	86,479
Poverty Estimate, Children Under Age 18	31,620	28,284	26,612
Labor Force	360,551	359,763	360,213
Employed	350,264	340,103	334,471
Unemployed	10,287	19,660	25,742
Unemployment Rate	2.9%	5.5%	7.1%

## BIRTHS AND DEATHS

	2022	2021	2020
Resident Births	8,558	8,348	8,789
Resident Deaths	7,661	7,850	7,537
Suicide	163	161	137
Homicide	196	186	178
Alcohol Induced Deaths	142	143	149
Drug Induced Deaths	320	253	181
Smoking Attributable Deaths	929	947	967

Source: Missouri Department of Health and Senior Services

## IMPAIRED DRIVING

	2022	2021	2020
Alcohol Involved Fatal Crashes	7	10	26
Alcohol Involved Injury Crashes	255	337	304
Alcohol Involved Property Damage Crashes	445	456	440
Killed in Alcohol Involved Crashes	7	11	29
Injured in Alcohol Involved Crashes	374	480	468
Drug Involved Fatal Crashes	2	3	12
Drug Involved Injury Crashes	55	117	109
Drug Involved Property Damage Crashes	72	97	102
Killed in Drug Involved Crashes	2	3	14
Injured in Drug Involved Crashes	84	171	180

Source: Missouri Department of Public Safety, Missouri State Highway Patrol.

## POLICE REPORTS

	2022	2021	2020
DUI Arrests, DWI Tracking System	2,557	2,330	1,787
Liquor Law Arrests	139	126	116
Drug Arrests	2,232	1,588	1,892
Violent Offenses	9,016	8,939	9,543
Domestic Violence Reports	7,611	7,752	16,371
Property Offenses	34,750	30,960	32,876

Source: Missouri Department of Public Safety, Missouri State Highway Patrol.

## CRIMINAL JUSTICE

	FY 2023	FY 2022	FY 2021
Treatment Court Participants	1,335	1,534	1,615
Drug Conviction: Probation	90	188	278
Drug Conviction: Prison	36	46	41
Drug Conviction: Parole	66	60	80
DWI Conviction: Probation	62	46	55
DWI Conviction: Prison	15	16	17
DWI Conviction: Parole	5	10	18

Sources: Missouri Office of State Courts Administrator; Missouri Department of Corrections.

## JUVENILE PLACEMENTS \*

	2022	2021	2020
Total Out-of-Home Placements	587	681	750
Parental Alcohol Use Reported	21	20	33
Parental Drug Use Reported	207	340	337
Parental Use of Both Alcohol and Drugs Reported	7	10	16

Source: Missouri Department of Social Services, Children's Division

\* The Children's Division reports do not encompass all reasons for a removal from home but document adverse conditions. Multiple factors are often considered when a child is placed out of the home. Removals involving parental substance use conditions are included in this profile. Some 2022 data are not fully compatible with prior years' data due to category changes.

## HOSPITAL / EMERGENCY ROOM \*\*

Principal Disorder	2021	2020	2019
Alcohol Use: E.R. Services, then Discharged	4,536	4,501	2,848
Alcohol Use: E.R. Services, then Admitted	555	494	320
Alcohol Use: Admitted without E.R. Services	1,272	1,252	730
Drug Use: E.R. Services, then Discharged	3,338	3,100	2,603
Drug Use: E.R. Services, then Admitted	185	99	106
Drug Use: Admitted without E.R. Services	777	741	579
Mental: E.R. Services, then Discharged	9,688	8,320	5,396
Mental: E.R. Services, then Admitted	741	267	240
Mental: Admitted without E.R. Services	6,502	7,685	5,101

## HOSPITAL / EMERGENCY ROOM

Secondary Disorder	2021	2020	2019
Alcohol Use: E.R. Services, then Discharged	2,430	2,833	2,717
Alcohol Use: E.R. Services, then Admitted	1,774	1,632	1,322
Alcohol Use: Admitted without E.R. Services	3,648	3,926	2,959
Drug Use: E.R. Services, then Discharged	4,473	4,379	3,495
Drug Use: E.R. Services, then Admitted	3,232	2,552	2,260
Drug Use: Admitted without E.R. Services	6,436	7,007	5,372
Mental: E.R. Services, then Discharged	12,328	15,800	13,896
Mental: E.R. Services, then Admitted	8,699	8,754	5,600
Mental: Admitted without E.R. Services	16,889	16,386	11,326

Source: Missouri Department of Health and Senior Services

\*\* Hospital encounters are categorized based on ICD-10 diagnosis codes. Beginning with 2020 data, individuals with more than one encounter for a substance use or mental disorder are counted for each encounter they have during the calendar year.

## JUVENILE COURT REFERRALS

	2022	2021	2020
Child Abuse	183	257	285
Child Neglect	617	827	874
Child Custody Issues	246	191	259
Juvenile Violent Offenses	412	377	305
Juvenile Alcohol Offenses	4	2	1
Juvenile Drug Offenses	56	63	28
School Truancy	8	10	0
Absent from Home	11	39	31
Beyond Parental Control	10	2	4
Injurious Behavior	12	26	14

Source: Missouri Office of State Courts Administrator.

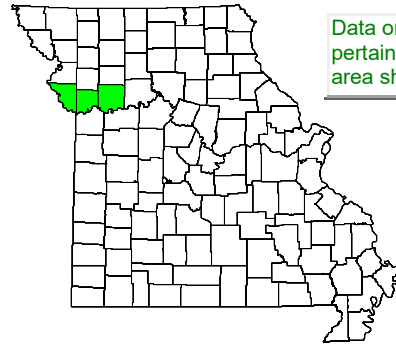
## SCHOOL REPORTS \*\*\*

	2022-23	2021-22	2020-21
Reported School Suspensions	1,900	1,699	221
Reported Substance Related Suspensions	406	341	74
Reported Violence or Weapon Suspensions	195	181	12
Enrollment Grades K-8	71,116	71,795	72,209
Enrollment Grades 9-12	31,381	31,118	30,519
Dropouts	952	1,104	579

Source: Missouri Department of Elementary and Secondary Education.

\*\*\* County-level data are aggregated by school district. Reported suspensions and dropouts fewer than 5 in a district are suppressed and represented as zero in the county totals.

# SUBSTANCE USE S.A. 6



Data on this page pertain to the map area shaded green.

## DEMOGRAPHICS

	2022	2021	2020
Population Estimate	390,674	387,641	384,409
Median Household Income			
Poverty Estimate, Individuals of All Ages	31,387	30,295	27,264
Poverty Estimate, Children Under Age 18	8,275	8,854	7,414
Labor Force	209,888	208,811	205,992
Employed	204,756	198,879	193,682
Unemployed	5,132	9,932	12,310
Unemployment Rate	2.4%	4.8%	6.0%

## BIRTHS AND DEATHS

	2022	2021	2020
Resident Births	4,404	4,435	4,437
Resident Deaths	3,522	3,506	3,433
Suicide	66	67	63
Homicide	19	17	17
Alcohol Induced Deaths	49	55	47
Drug Induced Deaths	93	86	71
Smoking Attributable Deaths	443	422	458

Source: Missouri Department of Health and Senior Services

## IMPAIRED DRIVING

	2022	2021	2020
Alcohol Involved Fatal Crashes	6	4	3
Alcohol Involved Injury Crashes	107	99	114
Alcohol Involved Property Damage Crashes	177	208	168
Killed in Alcohol Involved Crashes	6	4	3
Injured in Alcohol Involved Crashes	149	129	143
Drug Involved Fatal Crashes	2	2	4
Drug Involved Injury Crashes	27	19	26
Drug Involved Property Damage Crashes	22	34	38
Killed in Drug Involved Crashes	2	2	4
Injured in Drug Involved Crashes	35	26	37

Source: Missouri Department of Public Safety, Missouri State Highway Patrol.

## POLICE REPORTS

	2022	2021	2020
DUI Arrests, DWI Tracking System	1,705	1,461	1,170
Liquor Law Arrests	23	47	20
Drug Arrests	1,122	770	948
Violent Offenses	499	536	571
Domestic Violence Reports	895	952	1,756
Property Offenses	3,841	2,899	3,648

Source: Missouri Department of Public Safety, Missouri State Highway Patrol.

## CRIMINAL JUSTICE

	FY 2023	FY 2022	FY 2021
Treatment Court Participants	226	189	166
Drug Conviction: Probation	281	289	223
Drug Conviction: Prison	120	160	156
Drug Conviction: Parole	203	214	269
DWI Conviction: Probation	41	51	43
DWI Conviction: Prison	17	22	25
DWI Conviction: Parole	27	24	39

Sources: Missouri Office of State Courts Administrator; Missouri Department of Corrections.

## JUVENILE PLACEMENTS \*

	2022	2021	2020
Total Out-of-Home Placements	114	106	92
Parental Alcohol Use Reported	6	16	7
Parental Drug Use Reported	56	41	35
Parental Use of Both Alcohol and Drugs Reported	2	5	6

Source: Missouri Department of Social Services, Children's Division

\* The Children's Division reports do not encompass all reasons for a removal from home but document adverse conditions. Multiple factors are often considered when a child is placed out of the home. Removals involving parental substance use conditions are included in this profile. Some 2022 data are not fully compatible with prior years' data due to category changes.

## HOSPITAL / EMERGENCY ROOM \*\*

Principal Disorder	2021	2020	2019
Alcohol Use: E.R. Services, then Discharged	1,106	1,139	816
Alcohol Use: E.R. Services, then Admitted	60	79	42
Alcohol Use: Admitted without E.R. Services	498	499	300
Drug Use: E.R. Services, then Discharged	612	588	525
Drug Use: E.R. Services, then Admitted	19	16	22
Drug Use: Admitted without E.R. Services	168	145	148
Mental: E.R. Services, then Discharged	4,385	3,556	2,353
Mental: E.R. Services, then Admitted	104	48	54
Mental: Admitted without E.R. Services	2,990	3,217	2,316

## HOSPITAL / EMERGENCY ROOM

Secondary Disorder	2021	2020	2019
Alcohol Use: E.R. Services, then Discharged	808	889	671
Alcohol Use: E.R. Services, then Admitted	200	218	165
Alcohol Use: Admitted without E.R. Services	1,488	1,734	1,348
Drug Use: E.R. Services, then Discharged	1,283	1,361	1,155
Drug Use: E.R. Services, then Admitted	259	241	193
Drug Use: Admitted without E.R. Services	2,386	2,561	2,081
Mental: E.R. Services, then Discharged	4,732	4,472	4,079
Mental: E.R. Services, then Admitted	1,459	1,531	1,018
Mental: Admitted without E.R. Services	9,492	9,426	7,004

Source: Missouri Department of Health and Senior Services

\*\* Hospital encounters are categorized based on ICD-10 diagnosis codes. Beginning with 2020 data, individuals with more than one encounter for a substance use or mental disorder are counted for each encounter they have during the calendar year.

## JUVENILE COURT REFERRALS

	2022	2021	2020
Child Abuse	26	35	43
Child Neglect	324	367	248
Child Custody Issues	13	17	13
Juvenile Violent Offenses	228	184	161
Juvenile Alcohol Offenses	19	20	9
Juvenile Drug Offenses	135	66	57
School Truancy	45	28	40
Absent from Home	21	35	39
Beyond Parental Control	15	17	16
Injurious Behavior	80	49	79

Source: Missouri Office of State Courts Administrator.

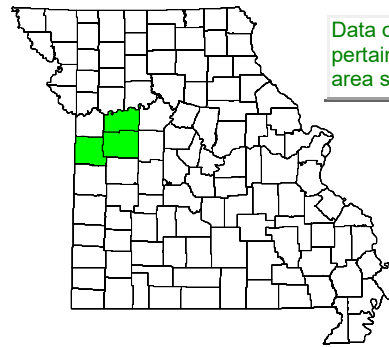
## SCHOOL REPORTS \*\*\*

	2022-23	2021-22	2020-21
Reported School Suspensions	589	601	148
Reported Substance Related Suspensions	158	224	63
Reported Violence or Weapon Suspensions	29	29	0
Enrollment Grades K-8	41,365	41,706	41,879
Enrollment Grades 9-12	20,248	19,871	19,616
Dropouts	200	184	143

Source: Missouri Department of Elementary and Secondary Education.

\*\*\* County-level data are aggregated by school district. Reported suspensions and dropouts fewer than 5 in a district are suppressed and represented as zero in the county totals.

# SUBSTANCE USE S.A. 7



Data on this page pertain to the map area shaded green.

## DEMOGRAPHICS

	2022	2021	2020
Population Estimate	197,723	196,753	195,225
Median Household Income			
Poverty Estimate, Individuals of All Ages	19,481	17,160	15,987
Poverty Estimate, Children Under Age 18	5,028	5,090	4,720
Labor Force	94,580	94,146	93,769
Employed	92,221	90,301	88,710
Unemployed	2,359	3,845	5,059
Unemployment Rate	2.5%	4.1%	5.4%

## BIRTHS AND DEATHS

	2022	2021	2020
Resident Births	2,237	2,229	2,118
Resident Deaths	2,165	2,290	2,073
Suicide	49	38	37
Homicide	11	9	15
Alcohol Induced Deaths	22	27	14
Drug Induced Deaths	38	38	25
Smoking Attributable Deaths	289	285	299

Source: Missouri Department of Health and Senior Services

## IMPAIRED DRIVING

	2022	2021	2020
Alcohol Involved Fatal Crashes	4	6	5
Alcohol Involved Injury Crashes	76	63	75
Alcohol Involved Property Damage Crashes	114	102	103
Killed in Alcohol Involved Crashes	4	7	5
Injured in Alcohol Involved Crashes	101	79	94
Drug Involved Fatal Crashes	2	3	5
Drug Involved Injury Crashes	11	14	20
Drug Involved Property Damage Crashes	21	15	19
Killed in Drug Involved Crashes	2	3	5
Injured in Drug Involved Crashes	15	23	33

Source: Missouri Department of Public Safety, Missouri State Highway Patrol.

## POLICE REPORTS

	2022	2021	2020
DUI Arrests, DWI Tracking System	768	684	575
Liquor Law Arrests	132	119	69
Drug Arrests	670	586	691
Violent Offenses	331	271	363
Domestic Violence Reports	861	734	1,738
Property Offenses	2,477	2,199	2,873

Source: Missouri Department of Public Safety, Missouri State Highway Patrol.

## CRIMINAL JUSTICE

	FY 2023	FY 2022	FY 2021
Treatment Court Participants	154	149	132
Drug Conviction: Probation	208	281	277
Drug Conviction: Prison	151	190	167
Drug Conviction: Parole	182	175	174
DWI Conviction: Probation	33	26	17
DWI Conviction: Prison	4	17	10
DWI Conviction: Parole	6	12	8

Sources: Missouri Office of State Courts Administrator; Missouri Department of Corrections.

## JUVENILE PLACEMENTS \*

	2022	2021	2020
Total Out-of-Home Placements	137	130	144
Parental Alcohol Use Reported	5	5	4
Parental Drug Use Reported	33	66	47
Parental Use of Both Alcohol and Drugs Reported	2	2	0

Source: Missouri Department of Social Services, Children's Division

\* The Children's Division reports do not encompass all reasons for a removal from home but document adverse conditions. Multiple factors are often considered when a child is placed out of the home. Removals involving parental substance use conditions are included in this profile. Some 2022 data are not fully compatible with prior years' data due to category changes.

## HOSPITAL / EMERGENCY ROOM \*\*

Principal Disorder	2021	2020	2019
Alcohol Use: E.R. Services, then Discharged	427	388	295
Alcohol Use: E.R. Services, then Admitted	122	124	90
Alcohol Use: Admitted without E.R. Services	173	155	113
Drug Use: E.R. Services, then Discharged	288	272	254
Drug Use: E.R. Services, then Admitted	30	26	23
Drug Use: Admitted without E.R. Services	84	67	56
Mental: E.R. Services, then Discharged	1,876	1,624	1,248
Mental: E.R. Services, then Admitted	129	73	64
Mental: Admitted without E.R. Services	1,368	1,417	1,046

## HOSPITAL / EMERGENCY ROOM

Secondary Disorder	2021	2020	2019
Alcohol Use: E.R. Services, then Discharged	434	460	472
Alcohol Use: E.R. Services, then Admitted	334	312	256
Alcohol Use: Admitted without E.R. Services	550	595	464
Drug Use: E.R. Services, then Discharged	548	571	534
Drug Use: E.R. Services, then Admitted	428	338	378
Drug Use: Admitted without E.R. Services	932	894	792
Mental: E.R. Services, then Discharged	2,413	4,146	3,780
Mental: E.R. Services, then Admitted	2,376	2,204	1,320
Mental: Admitted without E.R. Services	3,964	3,786	2,829

Source: Missouri Department of Health and Senior Services

\*\* Hospital encounters are categorized based on ICD-10 diagnosis codes. Beginning with 2020 data, individuals with more than one encounter for a substance use or mental disorder are counted for each encounter they have during the calendar year.

## JUVENILE COURT REFERRALS

	2022	2021	2020
Child Abuse	6	7	22
Child Neglect	335	374	403
Child Custody Issues	69	66	44
Juvenile Violent Offenses	287	244	174
Juvenile Alcohol Offenses	18	13	5
Juvenile Drug Offenses	120	70	50
School Truancy	95	97	82
Absent from Home	124	147	78
Beyond Parental Control	148	132	119
Injurious Behavior	307	200	236

Source: Missouri Office of State Courts Administrator.

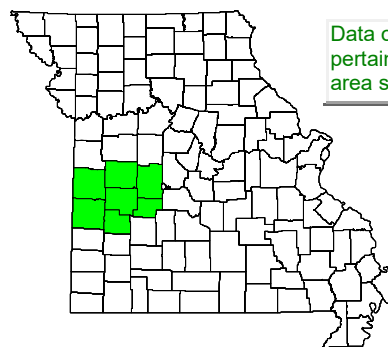
## SCHOOL REPORTS \*\*\*

	2022-23	2021-22	2020-21
Reported School Suspensions	462	365	126
Reported Substance Related Suspensions	155	118	30
Reported Violence or Weapon Suspensions	17	28	0
Enrollment Grades K-8	19,816	19,917	19,886
Enrollment Grades 9-12	9,505	9,420	9,307
Dropouts	139	155	132

Source: Missouri Department of Elementary and Secondary Education.

\*\*\* County-level data are aggregated by school district. Reported suspensions and dropouts fewer than 5 in a district are suppressed and represented as zero in the county totals.

# SUBSTANCE USE S.A. 8



Data on this page pertain to the map area shaded green.

## DEMOGRAPHICS

	2022	2021	2020
Population Estimate	111,297	110,342	108,974
Median Household Income			
Poverty Estimate, Individuals of All Ages	17,929	17,898	17,739
Poverty Estimate, Children Under Age 18	5,454	5,684	5,463
Labor Force	47,512	48,048	47,383
Employed	46,180	46,045	44,790
Unemployed	1,332	2,003	2,593
Unemployment Rate	2.8%	4.2%	5.5%

## BIRTHS AND DEATHS

	2022	2021	2020
Resident Births	1,224	1,246	1,234
Resident Deaths	1,855	1,876	1,749
Suicide	26	30	19
Homicide	4	3	7
Alcohol Induced Deaths	20	18	18
Drug Induced Deaths	27	25	16
Smoking Attributable Deaths	282	287	277

Source: Missouri Department of Health and Senior Services

## IMPAIRED DRIVING

	2022	2021	2020
Alcohol Involved Fatal Crashes	3	6	1
Alcohol Involved Injury Crashes	47	34	38
Alcohol Involved Property Damage Crashes	55	49	47
Killed in Alcohol Involved Crashes	3	6	1
Injured in Alcohol Involved Crashes	61	47	48
Drug Involved Fatal Crashes	1	3	1
Drug Involved Injury Crashes	5	7	5
Drug Involved Property Damage Crashes	5	6	15
Killed in Drug Involved Crashes	1	3	1
Injured in Drug Involved Crashes	8	13	5

Source: Missouri Department of Public Safety, Missouri State Highway Patrol.

## POLICE REPORTS

	2022	2021	2020
DUI Arrests, DWI Tracking System	345	344	351
Liquor Law Arrests	24	25	3
Drug Arrests	379	263	315
Violent Offenses	418	505	404
Domestic Violence Reports	528	608	754
Property Offenses	1,553	1,943	1,763

Source: Missouri Department of Public Safety, Missouri State Highway Patrol.

## CRIMINAL JUSTICE

	FY 2023	FY 2022	FY 2021
Treatment Court Participants	67	70	79
Drug Conviction: Probation	167	172	141
Drug Conviction: Prison	88	121	114
Drug Conviction: Parole	112	126	138
DWI Conviction: Probation	9	16	18
DWI Conviction: Prison	2	10	5
DWI Conviction: Parole	6	11	3

Sources: Missouri Office of State Courts Administrator; Missouri Department of Corrections.

## JUVENILE PLACEMENTS \*

	2022	2021	2020
Total Out-of-Home Placements	120	152	109
Parental Alcohol Use Reported	7	5	7
Parental Drug Use Reported	41	74	47
Parental Use of Both Alcohol and Drugs Reported	0	3	1

Source: Missouri Department of Social Services, Children's Division

\* The Children's Division reports do not encompass all reasons for a removal from home but document adverse conditions. Multiple factors are often considered when a child is placed out of the home. Removals involving parental substance use conditions are included in this profile. Some 2022 data are not fully compatible with prior years' data due to category changes.

## HOSPITAL / EMERGENCY ROOM \*\*

Principal Disorder	2021	2020	2019
Alcohol Use: E.R. Services, then Discharged	238	255	228
Alcohol Use: E.R. Services, then Admitted	30	33	24
Alcohol Use: Admitted without E.R. Services	86	110	92
Drug Use: E.R. Services, then Discharged	190	150	187
Drug Use: E.R. Services, then Admitted	15	16	21
Drug Use: Admitted without E.R. Services	59	37	40
Mental: E.R. Services, then Discharged	987	928	908
Mental: E.R. Services, then Admitted	94	144	170
Mental: Admitted without E.R. Services	1,016	989	616

## HOSPITAL / EMERGENCY ROOM

Secondary Disorder	2021	2020	2019
Alcohol Use: E.R. Services, then Discharged	495	590	389
Alcohol Use: E.R. Services, then Admitted	97	103	98
Alcohol Use: Admitted without E.R. Services	460	494	388
Drug Use: E.R. Services, then Discharged	1,038	856	483
Drug Use: E.R. Services, then Admitted	149	159	171
Drug Use: Admitted without E.R. Services	713	670	581
Mental: E.R. Services, then Discharged	3,855	3,677	2,922
Mental: E.R. Services, then Admitted	490	545	366
Mental: Admitted without E.R. Services	3,271	3,545	2,393

Source: Missouri Department of Health and Senior Services

\*\* Hospital encounters are categorized based on ICD-10 diagnosis codes. Beginning with 2020 data, individuals with more than one encounter for a substance use or mental disorder are counted for each encounter they have during the calendar year.

## JUVENILE COURT REFERRALS

	2022	2021	2020
Child Abuse	54	93	87
Child Neglect	423	401	354
Child Custody Issues	21	26	25
Juvenile Violent Offenses	138	145	115
Juvenile Alcohol Offenses	29	8	20
Juvenile Drug Offenses	43	40	29
School Truancy	119	90	68
Absent from Home	72	62	79
Beyond Parental Control	107	121	78
Injurious Behavior	133	143	96

Source: Missouri Office of State Courts Administrator.

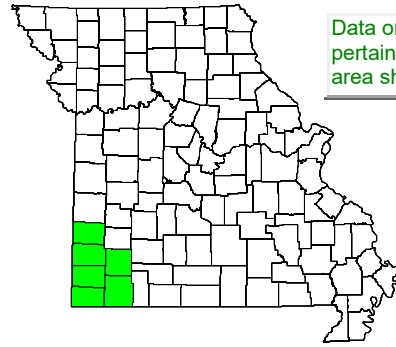
## SCHOOL REPORTS \*\*\*

	2022-23	2021-22	2020-21
Reported School Suspensions	188	192	119
Reported Substance Related Suspensions	60	48	22
Reported Violence or Weapon Suspensions	13	22	6
Enrollment Grades K-8	10,386	10,399	10,203
Enrollment Grades 9-12	4,977	5,015	4,826
Dropouts	36	54	54

Source: Missouri Department of Elementary and Secondary Education.

\*\*\* County-level data are aggregated by school district. Reported suspensions and dropouts fewer than 5 in a district are suppressed and represented as zero in the county totals.

# SUBSTANCE USE S.A. 9



Data on this page pertain to the map area shaded green.

## DEMOGRAPHICS

	2022	2021	2020
Population Estimate	292,977	290,840	288,974
Median Household Income			
Poverty Estimate, Individuals of All Ages	46,948	46,991	43,376
Poverty Estimate, Children Under Age 18	15,331	14,904	13,778
Labor Force	131,241	132,347	132,015
Employed	128,072	127,205	124,402
Unemployed	3,169	5,142	7,613
Unemployment Rate	2.4%	3.9%	5.8%

## BIRTHS AND DEATHS

	2022	2021	2020
Resident Births	3,697	3,599	3,523
Resident Deaths	3,801	3,916	3,784
Suicide	52	59	47
Homicide	17	15	13
Alcohol Induced Deaths	34	51	31
Drug Induced Deaths	58	60	57
Smoking Attributable Deaths	623	582	613

Source: Missouri Department of Health and Senior Services

## IMPAIRED DRIVING

	2022	2021	2020
Alcohol Involved Fatal Crashes	10	9	11
Alcohol Involved Injury Crashes	133	105	125
Alcohol Involved Property Damage Crashes	178	156	178
Killed in Alcohol Involved Crashes	12	10	12
Injured in Alcohol Involved Crashes	180	143	181
Drug Involved Fatal Crashes	3	8	8
Drug Involved Injury Crashes	25	31	34
Drug Involved Property Damage Crashes	30	54	43
Killed in Drug Involved Crashes	5	10	8
Injured in Drug Involved Crashes	37	51	58

Source: Missouri Department of Public Safety, Missouri State Highway Patrol.

## POLICE REPORTS

	2022	2021	2020
DUI Arrests, DWI Tracking System	1,616	1,543	1,420
Liquor Law Arrests	82	66	29
Drug Arrests	1,578	752	1,009
Violent Offenses	902	1,046	918
Domestic Violence Reports	1,819	2,024	3,926
Property Offenses	7,522	8,059	8,076

Source: Missouri Department of Public Safety, Missouri State Highway Patrol.

## CRIMINAL JUSTICE

	FY 2023	FY 2022	FY 2021
Treatment Court Participants	430	433	403
Drug Conviction: Probation	322	314	219
Drug Conviction: Prison	130	137	131
Drug Conviction: Parole	168	166	206
DWI Conviction: Probation	64	78	63
DWI Conviction: Prison	23	27	25
DWI Conviction: Parole	35	31	35

Sources: Missouri Office of State Courts Administrator; Missouri Department of Corrections.

## JUVENILE PLACEMENTS \*

	2022	2021	2020
Total Out-of-Home Placements	541	561	541
Parental Alcohol Use Reported	32	32	46
Parental Drug Use Reported	257	274	249
Parental Use of Both Alcohol and Drugs Reported	14	18	18

Source: Missouri Department of Social Services, Children's Division

\* The Children's Division reports do not encompass all reasons for a removal from home but document adverse conditions. Multiple factors are often considered when a child is placed out of the home. Removals involving parental substance use conditions are included in this profile. Some 2022 data are not fully compatible with prior years' data due to category changes.

## HOSPITAL / EMERGENCY ROOM \*\*

Principal Disorder	2021	2020	2019
Alcohol Use: E.R. Services, then Discharged	777	907	683
Alcohol Use: E.R. Services, then Admitted	447	485	327
Alcohol Use: Admitted without E.R. Services	163	191	144
Drug Use: E.R. Services, then Discharged	672	789	670
Drug Use: E.R. Services, then Admitted	429	434	343
Drug Use: Admitted without E.R. Services	174	176	155
Mental: E.R. Services, then Discharged	1,706	1,659	1,647
Mental: E.R. Services, then Admitted	1,627	1,597	1,280
Mental: Admitted without E.R. Services	1,554	1,432	1,078

## HOSPITAL / EMERGENCY ROOM

Secondary Disorder	2021	2020	2019
Alcohol Use: E.R. Services, then Discharged	726	638	524
Alcohol Use: E.R. Services, then Admitted	1,251	1,162	860
Alcohol Use: Admitted without E.R. Services	636	652	514
Drug Use: E.R. Services, then Discharged	1,227	1,008	898
Drug Use: E.R. Services, then Admitted	1,911	1,741	1,232
Drug Use: Admitted without E.R. Services	1,136	1,095	822
Mental: E.R. Services, then Discharged	10,503	7,788	4,612
Mental: E.R. Services, then Admitted	5,818	5,574	3,712
Mental: Admitted without E.R. Services	4,288	4,462	3,172

Source: Missouri Department of Health and Senior Services

\*\* Hospital encounters are categorized based on ICD-10 diagnosis codes. Beginning with 2020 data, individuals with more than one encounter for a substance use or mental disorder are counted for each encounter they have during the calendar year.

## JUVENILE COURT REFERRALS

	2022	2021	2020
Child Abuse	40	35	66
Child Neglect	597	846	597
Child Custody Issues	109	153	138
Juvenile Violent Offenses	231	269	159
Juvenile Alcohol Offenses	45	15	41
Juvenile Drug Offenses	145	84	45
School Truancy	62	80	125
Absent from Home	120	113	130
Beyond Parental Control	117	104	93
Injurious Behavior	197	133	123

Source: Missouri Office of State Courts Administrator.

## SCHOOL REPORTS \*\*\*

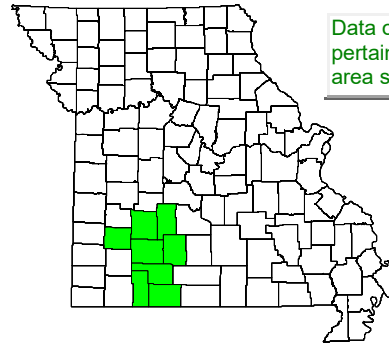
	2022-23	2021-22	2020-21
Reported School Suspensions	638	592	301
Reported Substance Related Suspensions	195	162	41
Reported Violence or Weapon Suspensions	37	18	0
Enrollment Grades K-8	31,807	32,071	31,585
Enrollment Grades 9-12	14,678	14,526	14,215
Dropouts	248	250	382

Source: Missouri Department of Elementary and Secondary Education.

\*\*\* County-level data are aggregated by school district. Reported suspensions and dropouts fewer than 5 in a district are suppressed and represented as zero in the county totals.



# SUBSTANCE USE S.A. 10



Data on this page pertain to the map area shaded green.

## DEMOGRAPHICS

	2022	2021	2020
Population Estimate	583,678	577,238	571,190
Median Household Income			
Poverty Estimate, Individuals of All Ages	79,172	73,470	77,306
Poverty Estimate, Children Under Age 18	21,245	20,474	20,924
Labor Force	284,620	281,324	277,633
Employed	277,938	270,216	260,496
Unemployed	6,682	11,108	17,137
Unemployment Rate	2.3%	3.9%	6.2%

## BIRTHS AND DEATHS

	2022	2021	2020
Resident Births	6,425	6,452	6,315
Resident Deaths	6,841	7,179	6,739
Suicide	128	126	119
Homicide	24	42	43
Alcohol Induced Deaths	122	108	91
Drug Induced Deaths	191	217	146
Smoking Attributable Deaths	919	987	940

Source: Missouri Department of Health and Senior Services

## IMPAIRED DRIVING

	2022	2021	2020
Alcohol Involved Fatal Crashes	11	15	19
Alcohol Involved Injury Crashes	181	209	216
Alcohol Involved Property Damage Crashes	278	331	294
Killed in Alcohol Involved Crashes	12	18	22
Injured in Alcohol Involved Crashes	258	306	306
Drug Involved Fatal Crashes	4	8	4
Drug Involved Injury Crashes	54	84	82
Drug Involved Property Damage Crashes	66	98	112
Killed in Drug Involved Crashes	4	9	4
Injured in Drug Involved Crashes	67	135	121

Source: Missouri Department of Public Safety, Missouri State Highway Patrol.

## POLICE REPORTS

	2022	2021	2020
DUI Arrests, DWI Tracking System	1,756	1,812	1,684
Liquor Law Arrests	187	265	175
Drug Arrests	2,563	1,245	2,112
Violent Offenses	3,236	3,586	3,419
Domestic Violence Reports	4,426	4,410	5,421
Property Offenses	12,984	15,328	17,468

Source: Missouri Department of Public Safety, Missouri State Highway Patrol.

## CRIMINAL JUSTICE

	FY 2023	FY 2022	FY 2021
Treatment Court Participants	815	786	916
Drug Conviction: Probation	574	566	562
Drug Conviction: Prison	330	325	346
Drug Conviction: Parole	308	369	398
DWI Conviction: Probation	107	83	115
DWI Conviction: Prison	45	48	33
DWI Conviction: Parole	26	33	33

Sources: Missouri Office of State Courts Administrator; Missouri Department of Corrections.

## JUVENILE PLACEMENTS \*

	2022	2021	2020
Total Out-of-Home Placements	692	753	834
Parental Alcohol Use Reported	57	58	88
Parental Drug Use Reported	313	405	421
Parental Use of Both Alcohol and Drugs Reported	15	17	37

Source: Missouri Department of Social Services, Children's Division

\* The Children's Division reports do not encompass all reasons for a removal from home but document adverse conditions. Multiple factors are often considered when a child is placed out of the home. Removals involving parental substance use conditions are included in this profile. Some 2022 data are not fully compatible with prior years' data due to category changes.

## HOSPITAL / EMERGENCY ROOM \*\*

Principal Disorder	2021	2020	2019
Alcohol Use: E.R. Services, then Discharged	2,103	2,157	1,538
Alcohol Use: E.R. Services, then Admitted	1,065	1,265	644
Alcohol Use: Admitted without E.R. Services	127	105	121
Drug Use: E.R. Services, then Discharged	2,203	1,934	1,857
Drug Use: E.R. Services, then Admitted	276	288	247
Drug Use: Admitted without E.R. Services	177	168	208
Mental: E.R. Services, then Discharged	4,516	4,473	4,573
Mental: E.R. Services, then Admitted	3,816	4,040	2,491
Mental: Admitted without E.R. Services	2,371	2,321	1,382

## HOSPITAL / EMERGENCY ROOM

Secondary Disorder	2021	2020	2019
Alcohol Use: E.R. Services, then Discharged	1,731	1,412	997
Alcohol Use: E.R. Services, then Admitted	2,675	2,504	1,735
Alcohol Use: Admitted without E.R. Services	730	718	607
Drug Use: E.R. Services, then Discharged	3,532	2,321	1,824
Drug Use: E.R. Services, then Admitted	4,628	4,413	2,963
Drug Use: Admitted without E.R. Services	1,899	1,603	1,406
Mental: E.R. Services, then Discharged	31,412	19,345	8,007
Mental: E.R. Services, then Admitted	13,276	12,392	8,581
Mental: Admitted without E.R. Services	5,740	5,687	4,601

Source: Missouri Department of Health and Senior Services

\*\* Hospital encounters are categorized based on ICD-10 diagnosis codes. Beginning with 2020 data, individuals with more than one encounter for a substance use or mental disorder are counted for each encounter they have during the calendar year.

## JUVENILE COURT REFERRALS

	2022	2021	2020
Child Abuse	272	185	209
Child Neglect	777	928	878
Child Custody Issues	289	200	201
Juvenile Violent Offenses	566	452	402
Juvenile Alcohol Offenses	46	22	20
Juvenile Drug Offenses	161	119	104
School Truancy	46	22	33
Absent from Home	137	98	150
Beyond Parental Control	85	58	65
Injurious Behavior	715	425	472

Source: Missouri Office of State Courts Administrator.

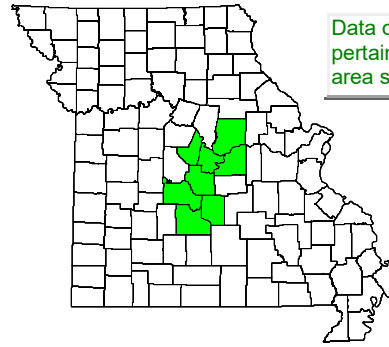
## SCHOOL REPORTS \*\*\*

	2022-23	2021-22	2020-21
Reported School Suspensions	1,611	1,038	506
Reported Substance Related Suspensions	567	362	149
Reported Violence or Weapon Suspensions	85	65	29
Enrollment Grades K-8	53,085	53,058	51,655
Enrollment Grades 9-12	24,605	24,247	23,910
Dropouts	226	255	236

Source: Missouri Department of Elementary and Secondary Education.

\*\*\* County-level data are aggregated by school district. Reported suspensions and dropouts fewer than 5 in a district are suppressed and represented as zero in the county totals.

# SUBSTANCE USE S.A. 11



Data on this page pertain to the map area shaded green.

## DEMOGRAPHICS

	2022	2021	2020
Population Estimate	309,775	308,446	307,062
Median Household Income			
Poverty Estimate, Individuals of All Ages	33,483	36,040	35,194
Poverty Estimate, Children Under Age 18	10,139	10,797	10,099
Labor Force	137,730	136,969	137,414
Employed	134,407	131,785	129,874
Unemployed	3,323	5,184	7,540
Unemployment Rate	2.4%	3.8%	5.5%

## BIRTHS AND DEATHS

	2022	2021	2020
Resident Births	3,461	3,529	3,411
Resident Deaths	3,483	3,672	3,641
Suicide	65	77	59
Homicide	15	11	14
Alcohol Induced Deaths	28	31	41
Drug Induced Deaths	76	88	78
Smoking Attributable Deaths	541	521	544

Source: Missouri Department of Health and Senior Services

## IMPAIRED DRIVING

	2022	2021	2020
Alcohol Involved Fatal Crashes	12	7	7
Alcohol Involved Injury Crashes	125	134	129
Alcohol Involved Property Damage Crashes	194	216	196
Killed in Alcohol Involved Crashes	14	8	7
Injured in Alcohol Involved Crashes	185	181	170
Drug Involved Fatal Crashes	2	5	6
Drug Involved Injury Crashes	24	27	33
Drug Involved Property Damage Crashes	35	48	51
Killed in Drug Involved Crashes	2	6	6
Injured in Drug Involved Crashes	36	37	48

Source: Missouri Department of Public Safety, Missouri State Highway Patrol.

## POLICE REPORTS

	2022	2021	2020
DUI Arrests, DWI Tracking System	1,352	1,415	1,030
Liquor Law Arrests	48	54	170
Drug Arrests	1,300	1,292	1,457
Violent Offenses	646	665	660
Domestic Violence Reports	1,303	1,417	3,213
Property Offenses	3,515	3,635	5,545

Source: Missouri Department of Public Safety, Missouri State Highway Patrol.

## CRIMINAL JUSTICE

	FY 2023	FY 2022	FY 2021
Treatment Court Participants	345	294	307
Drug Conviction: Probation	607	646	397
Drug Conviction: Prison	295	334	289
Drug Conviction: Parole	320	352	344
DWI Conviction: Probation	83	65	46
DWI Conviction: Prison	17	11	19
DWI Conviction: Parole	16	8	16

Sources: Missouri Office of State Courts Administrator; Missouri Department of Corrections.

## JUVENILE PLACEMENTS \*

	2022	2021	2020
Total Out-of-Home Placements	289	383	358
Parental Alcohol Use Reported	14	27	24
Parental Drug Use Reported	112	176	189
Parental Use of Both Alcohol and Drugs Reported	7	6	20

Source: Missouri Department of Social Services, Children's Division

\* The Children's Division reports do not encompass all reasons for a removal from home but document adverse conditions. Multiple factors are often considered when a child is placed out of the home. Removals involving parental substance use conditions are included in this profile. Some 2022 data are not fully compatible with prior years' data due to category changes.

## HOSPITAL / EMERGENCY ROOM \*\*

Principal Disorder	2021	2020	2019
Alcohol Use: E.R. Services, then Discharged	684	658	530
Alcohol Use: E.R. Services, then Admitted	181	196	130
Alcohol Use: Admitted without E.R. Services	154	106	102
Drug Use: E.R. Services, then Discharged	464	551	527
Drug Use: E.R. Services, then Admitted	91	94	92
Drug Use: Admitted without E.R. Services	96	112	81
Mental: E.R. Services, then Discharged	2,490	2,487	2,298
Mental: E.R. Services, then Admitted	1,139	1,252	931
Mental: Admitted without E.R. Services	1,685	1,651	1,033

## HOSPITAL / EMERGENCY ROOM

Secondary Disorder	2021	2020	2019
Alcohol Use: E.R. Services, then Discharged	831	691	962
Alcohol Use: E.R. Services, then Admitted	604	704	580
Alcohol Use: Admitted without E.R. Services	707	616	521
Drug Use: E.R. Services, then Discharged	1,298	1,092	899
Drug Use: E.R. Services, then Admitted	800	1,032	805
Drug Use: Admitted without E.R. Services	1,008	842	788
Mental: E.R. Services, then Discharged	8,418	9,169	6,141
Mental: E.R. Services, then Admitted	3,086	4,145	2,609
Mental: Admitted without E.R. Services	4,855	4,270	3,167

Source: Missouri Department of Health and Senior Services

\*\* Hospital encounters are categorized based on ICD-10 diagnosis codes. Beginning with 2020 data, individuals with more than one encounter for a substance use or mental disorder are counted for each encounter they have during the calendar year.

## JUVENILE COURT REFERRALS

	2022	2021	2020
Child Abuse	200	229	254
Child Neglect	463	758	594
Child Custody Issues	228	259	245
Juvenile Violent Offenses	372	238	205
Juvenile Alcohol Offenses	27	23	18
Juvenile Drug Offenses	111	78	42
School Truancy	272	258	184
Absent from Home	73	84	53
Beyond Parental Control	248	177	188
Injurious Behavior	542	403	294

Source: Missouri Office of State Courts Administrator.

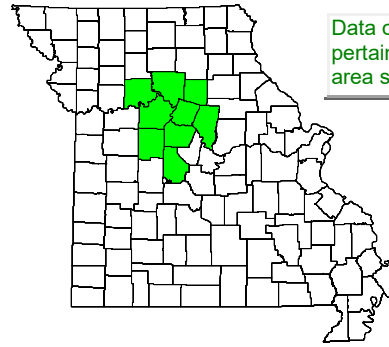
## SCHOOL REPORTS \*\*\*

	2022-23	2021-22	2020-21
Reported School Suspensions	1,040	781	448
Reported Substance Related Suspensions	303	148	94
Reported Violence or Weapon Suspensions	56	62	8
Enrollment Grades K-8	28,880	29,113	29,249
Enrollment Grades 9-12	13,976	13,942	13,567
Dropouts	244	244	272

Source: Missouri Department of Elementary and Secondary Education.

\*\*\* County-level data are aggregated by school district. Reported suspensions and dropouts fewer than 5 in a district are suppressed and represented as zero in the county totals.

# SUBSTANCE USE S.A. 12



Data on this page pertain to the map area shaded green.

## DEMOGRAPHICS

	2022	2021	2020
Population Estimate	343,206	341,072	338,454
Median Household Income			
Poverty Estimate, Individuals of All Ages	51,529	51,254	42,528
Poverty Estimate, Children Under Age 18	11,309	11,899	11,014
Labor Force	168,265	168,782	166,589
Employed	164,555	162,940	158,472
Unemployed	3,710	5,842	8,117
Unemployment Rate	2.2%	3.5%	4.9%

## BIRTHS AND DEATHS

	2022	2021	2020
Resident Births	3,792	3,745	3,755
Resident Deaths	3,443	3,519	3,569
Suicide	62	65	59
Homicide	17	22	19
Alcohol Induced Deaths	33	40	25
Drug Induced Deaths	87	79	57
Smoking Attributable Deaths	485	511	522

Source: Missouri Department of Health and Senior Services

## IMPAIRED DRIVING

	2022	2021	2020
Alcohol Involved Fatal Crashes	6	3	13
Alcohol Involved Injury Crashes	85	102	91
Alcohol Involved Property Damage Crashes	170	149	139
Killed in Alcohol Involved Crashes	9	3	14
Injured in Alcohol Involved Crashes	124	141	125
Drug Involved Fatal Crashes	2	6	6
Drug Involved Injury Crashes	17	20	27
Drug Involved Property Damage Crashes	25	60	32
Killed in Drug Involved Crashes	3	6	7
Injured in Drug Involved Crashes	27	27	40

Source: Missouri Department of Public Safety, Missouri State Highway Patrol.

## POLICE REPORTS

	2022	2021	2020
DUI Arrests, DWI Tracking System	1,411	1,446	1,169
Liquor Law Arrests	112	158	108
Drug Arrests	1,659	1,334	1,384
Violent Offenses	1,284	1,334	1,179
Domestic Violence Reports	2,015	2,065	2,505
Property Offenses	6,097	5,934	6,015

Source: Missouri Department of Public Safety, Missouri State Highway Patrol.

## CRIMINAL JUSTICE

	FY 2023	FY 2022	FY 2021
Treatment Court Participants	422	400	416
Drug Conviction: Probation	504	559	437
Drug Conviction: Prison	395	424	384
Drug Conviction: Parole	442	408	436
DWI Conviction: Probation	65	75	49
DWI Conviction: Prison	24	25	21
DWI Conviction: Parole	21	22	12

Sources: Missouri Office of State Courts Administrator; Missouri Department of Corrections.

## JUVENILE PLACEMENTS \*

	2022	2021	2020
Total Out-of-Home Placements	326	351	326
Parental Alcohol Use Reported	17	25	16
Parental Drug Use Reported	131	156	137
Parental Use of Both Alcohol and Drugs Reported	9	11	6

Source: Missouri Department of Social Services, Children's Division

\* The Children's Division reports do not encompass all reasons for a removal from home but document adverse conditions. Multiple factors are often considered when a child is placed out of the home. Removals involving parental substance use conditions are included in this profile. Some 2022 data are not fully compatible with prior years' data due to category changes.

## HOSPITAL / EMERGENCY ROOM \*\*

Principal Disorder	2021	2020	2019
Alcohol Use: E.R. Services, then Discharged	929	809	642
Alcohol Use: E.R. Services, then Admitted	318	385	162
Alcohol Use: Admitted without E.R. Services	167	188	92
Drug Use: E.R. Services, then Discharged	606	609	550
Drug Use: E.R. Services, then Admitted	161	191	136
Drug Use: Admitted without E.R. Services	79	99	79
Mental: E.R. Services, then Discharged	2,874	2,592	2,505
Mental: E.R. Services, then Admitted	1,526	1,395	941
Mental: Admitted without E.R. Services	1,424	1,597	892

## HOSPITAL / EMERGENCY ROOM

Secondary Disorder	2021	2020	2019
Alcohol Use: E.R. Services, then Discharged	980	1,684	702
Alcohol Use: E.R. Services, then Admitted	734	888	591
Alcohol Use: Admitted without E.R. Services	722	727	451
Drug Use: E.R. Services, then Discharged	1,940	1,829	1,266
Drug Use: E.R. Services, then Admitted	1,176	1,233	907
Drug Use: Admitted without E.R. Services	1,086	1,101	838
Mental: E.R. Services, then Discharged	11,698	13,421	9,177
Mental: E.R. Services, then Admitted	3,933	5,159	2,857
Mental: Admitted without E.R. Services	6,634	6,409	3,692

Source: Missouri Department of Health and Senior Services

\*\* Hospital encounters are categorized based on ICD-10 diagnosis codes. Beginning with 2020 data, individuals with more than one encounter for a substance use or mental disorder are counted for each encounter they have during the calendar year.

## JUVENILE COURT REFERRALS

	2022	2021	2020
Child Abuse	124	130	190
Child Neglect	422	383	465
Child Custody Issues	120	105	104
Juvenile Violent Offenses	457	294	297
Juvenile Alcohol Offenses	29	7	17
Juvenile Drug Offenses	130	90	74
School Truancy	207	111	124
Absent from Home	108	99	69
Beyond Parental Control	284	181	160
Injurious Behavior	840	682	574

Source: Missouri Office of State Courts Administrator.

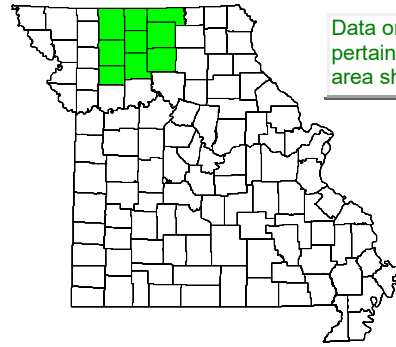
## SCHOOL REPORTS \*\*\*

	2022-23	2021-22	2020-21
Reported School Suspensions	529	362	122
Reported Substance Related Suspensions	88	41	24
Reported Violence or Weapon Suspensions	90	58	0
Enrollment Grades K-8	31,116	30,538	29,921
Enrollment Grades 9-12	14,729	14,111	13,888
Dropouts	220	290	199

Source: Missouri Department of Elementary and Secondary Education.

\*\*\* County-level data are aggregated by school district. Reported suspensions and dropouts fewer than 5 in a district are suppressed and represented as zero in the county totals.

# SUBSTANCE USE S.A. 13



Data on this page pertain to the map area shaded green.

DEMOGRAPHICS	2022	2021	2020
Population Estimate	75,570	75,359	75,196
Median Household Income			
Poverty Estimate, Individuals of All Ages	10,997	10,630	10,587
Poverty Estimate, Children Under Age 18	3,508	3,656	3,607
Labor Force	34,578	35,361	35,977
Employed	33,717	33,957	34,319
Unemployed	861	1,404	1,658
Unemployment Rate	2.5%	4.0%	4.6%

BIRTHS AND DEATHS	2022	2021	2020
Resident Births	942	872	915
Resident Deaths	1,099	1,138	1,128
Suicide	16	17	25
Homicide	4	1	2
Alcohol Induced Deaths	5	6	8
Drug Induced Deaths	16	12	10
Smoking Attributable Deaths	184	163	157

Source: Missouri Department of Health and Senior Services

IMPAIRED DRIVING	2022	2021	2020
Alcohol Involved Fatal Crashes	0	3	2
Alcohol Involved Injury Crashes	28	27	24
Alcohol Involved Property Damage Crashes	39	24	39
Killed in Alcohol Involved Crashes	0	3	2
Injured in Alcohol Involved Crashes	32	39	27
Drug Involved Fatal Crashes	1	1	1
Drug Involved Injury Crashes	0	10	9
Drug Involved Property Damage Crashes	3	4	8
Killed in Drug Involved Crashes	1	1	1
Injured in Drug Involved Crashes	0	15	11

Source: Missouri Department of Public Safety, Missouri State Highway Patrol.

POLICE REPORTS	2022	2021	2020
DUI Arrests, DWI Tracking System	368	353	312
Liquor Law Arrests	18	21	15
Drug Arrests	212	196	167
Violent Offenses	117	114	118
Domestic Violence Reports	238	260	484
Property Offenses	507	467	590

Source: Missouri Department of Public Safety, Missouri State Highway Patrol.

CRIMINAL JUSTICE	FY 2023	FY 2022	FY 2021
Treatment Court Participants	114	122	120
Drug Conviction: Probation	115	160	112
Drug Conviction: Prison	129	146	143
Drug Conviction: Parole	156	163	155
DWI Conviction: Probation	18	24	18
DWI Conviction: Prison	12	13	10
DWI Conviction: Parole	14	8	11

Sources: Missouri Office of State Courts Administrator; Missouri Department of Corrections.

JUVENILE PLACEMENTS *	2022	2021	2020
Total Out-of-Home Placements	113	132	111
Parental Alcohol Use Reported	7	7	8
Parental Drug Use Reported	44	58	32
Parental Use of Both Alcohol and Drugs Reported	3	4	2

Source: Missouri Department of Social Services, Children's Division

\* The Children's Division reports do not encompass all reasons for a removal from home but document adverse conditions. Multiple factors are often considered when a child is placed out of the home. Removals involving parental substance use conditions are included in this profile. Some 2022 data are not fully compatible with prior years' data due to category changes.

HOSPITAL / EMERGENCY ROOM **	2021	2020	2019
<b>Principal Disorder</b>			
Alcohol Use: E.R. Services, then Discharged	99	99	89
Alcohol Use: E.R. Services, then Admitted	39	23	9
Alcohol Use: Admitted without E.R. Services	48	40	34
Drug Use: E.R. Services, then Discharged	69	48	83
Drug Use: E.R. Services, then Admitted	16	14	18
Drug Use: Admitted without E.R. Services	11	14	20
Mental: E.R. Services, then Discharged	614	606	522
Mental: E.R. Services, then Admitted	115	144	127
Mental: Admitted without E.R. Services	517	482	345

HOSPITAL / EMERGENCY ROOM	2021	2020	2019
<b>Secondary Disorder</b>			
Alcohol Use: E.R. Services, then Discharged	179	182	161
Alcohol Use: E.R. Services, then Admitted	80	90	56
Alcohol Use: Admitted without E.R. Services	226	236	181
Drug Use: E.R. Services, then Discharged	239	192	221
Drug Use: E.R. Services, then Admitted	91	102	98
Drug Use: Admitted without E.R. Services	271	267	258
Mental: E.R. Services, then Discharged	1,148	1,256	1,117
Mental: E.R. Services, then Admitted	354	406	265
Mental: Admitted without E.R. Services	2,132	2,258	1,442

Source: Missouri Department of Health and Senior Services

\*\* Hospital encounters are categorized based on ICD-10 diagnosis codes. Beginning with 2020 data, individuals with more than one encounter for a substance use or mental disorder are counted for each encounter they have during the calendar year.

JUVENILE COURT REFERRALS	2022	2021	2020
Child Abuse	105	73	35
Child Neglect	376	321	292
Child Custody Issues	4	9	14
Juvenile Violent Offenses	80	77	59
Juvenile Alcohol Offenses	24	14	7
Juvenile Drug Offenses	65	15	9
School Truancy	138	147	89
Absent from Home	20	20	33
Beyond Parental Control	28	21	14
Injurious Behavior	199	157	142

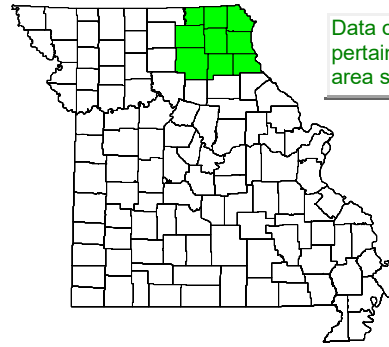
Source: Missouri Office of State Courts Administrator.

SCHOOL REPORTS ***	2022-23	2021-22	2020-21
Reported School Suspensions	42	30	15
Reported Substance Related Suspensions	0	0	0
Reported Violence or Weapon Suspensions	0	0	0
Enrollment Grades K-8	7,440	7,482	7,522
Enrollment Grades 9-12	3,630	3,695	3,689
Dropouts	23	22	19

Source: Missouri Department of Elementary and Secondary Education.

\*\*\* County-level data are aggregated by school district. Reported suspensions and dropouts fewer than 5 in a district are suppressed and represented as zero in the county totals.

# SUBSTANCE USE S.A. 14



Data on this page pertain to the map area shaded green.

## DEMOGRAPHICS

	2022	2021	2020
Population Estimate	103,669	104,016	104,182
Median Household Income			
Poverty Estimate, Individuals of All Ages	16,426	16,037	14,702
Poverty Estimate, Children Under Age 18	4,360	4,496	4,403
Labor Force	47,146	48,293	49,113
Employed	45,929	46,495	46,726
Unemployed	1,217	1,798	2,387
Unemployment Rate	2.6%	3.7%	4.9%

## BIRTHS AND DEATHS

	2022	2021	2020
Resident Births	1,203	1,190	1,196
Resident Deaths	1,335	1,456	1,375
Suicide	23	19	18
Homicide	3	3	1
Alcohol Induced Deaths	5	8	10
Drug Induced Deaths	13	17	17
Smoking Attributable Deaths	197	206	214

Source: Missouri Department of Health and Senior Services

## IMPAIRED DRIVING

	2022	2021	2020
Alcohol Involved Fatal Crashes	6	2	3
Alcohol Involved Injury Crashes	33	33	38
Alcohol Involved Property Damage Crashes	41	51	43
Killed in Alcohol Involved Crashes	6	2	3
Injured in Alcohol Involved Crashes	44	36	48
Drug Involved Fatal Crashes	0	1	1
Drug Involved Injury Crashes	10	8	13
Drug Involved Property Damage Crashes	11	6	9
Killed in Drug Involved Crashes	0	1	1
Injured in Drug Involved Crashes	17	11	19

Source: Missouri Department of Public Safety, Missouri State Highway Patrol.

## POLICE REPORTS

	2022	2021	2020
DUI Arrests, DWI Tracking System	362	380	361
Liquor Law Arrests	6	37	19
Drug Arrests	568	476	518
Violent Offenses	216	214	256
Domestic Violence Reports	526	501	819
Property Offenses	1,932	2,147	2,389

Source: Missouri Department of Public Safety, Missouri State Highway Patrol.

## CRIMINAL JUSTICE

	FY 2023	FY 2022	FY 2021
Treatment Court Participants	177	148	130
Drug Conviction: Probation	169	151	123
Drug Conviction: Prison	111	125	118
Drug Conviction: Parole	132	136	168
DWI Conviction: Probation	15	11	8
DWI Conviction: Prison	5	1	3
DWI Conviction: Parole	3	3	3

Sources: Missouri Office of State Courts Administrator; Missouri Department of Corrections.

## JUVENILE PLACEMENTS \*

	2022	2021	2020
Total Out-of-Home Placements	233	253	174
Parental Alcohol Use Reported	17	13	17
Parental Drug Use Reported	106	118	88
Parental Use of Both Alcohol and Drugs Reported	5	6	5

Source: Missouri Department of Social Services, Children's Division

\* The Children's Division reports do not encompass all reasons for a removal from home but document adverse conditions. Multiple factors are often considered when a child is placed out of the home. Removals involving parental substance use conditions are included in this profile. Some 2022 data are not fully compatible with prior years' data due to category changes.

## HOSPITAL / EMERGENCY ROOM \*\*

Principal Disorder	2021	2020	2019
Alcohol Use: E.R. Services, then Discharged	174	191	134
Alcohol Use: E.R. Services, then Admitted	29	18	22
Alcohol Use: Admitted without E.R. Services	32	29	31
Drug Use: E.R. Services, then Discharged	101	115	97
Drug Use: E.R. Services, then Admitted	20	18	26
Drug Use: Admitted without E.R. Services	21	12	12
Mental: E.R. Services, then Discharged	622	558	578
Mental: E.R. Services, then Admitted	218	125	145
Mental: Admitted without E.R. Services	523	422	316

## HOSPITAL / EMERGENCY ROOM

Secondary Disorder	2021	2020	2019
Alcohol Use: E.R. Services, then Discharged	201	207	130
Alcohol Use: E.R. Services, then Admitted	142	138	117
Alcohol Use: Admitted without E.R. Services	198	189	166
Drug Use: E.R. Services, then Discharged	366	304	146
Drug Use: E.R. Services, then Admitted	178	176	160
Drug Use: Admitted without E.R. Services	287	282	241
Mental: E.R. Services, then Discharged	2,270	3,426	1,517
Mental: E.R. Services, then Admitted	1,121	1,149	699
Mental: Admitted without E.R. Services	2,052	1,952	1,195

Source: Missouri Department of Health and Senior Services

\*\* Hospital encounters are categorized based on ICD-10 diagnosis codes. Beginning with 2020 data, individuals with more than one encounter for a substance use or mental disorder are counted for each encounter they have during the calendar year.

## JUVENILE COURT REFERRALS

	2022	2021	2020
Child Abuse	29	40	31
Child Neglect	246	237	207
Child Custody Issues	6	6	2
Juvenile Violent Offenses	85	72	38
Juvenile Alcohol Offenses	19	2	11
Juvenile Drug Offenses	83	25	11
School Truancy	139	142	92
Absent from Home	24	19	9
Beyond Parental Control	111	119	85
Injurious Behavior	218	173	140

Source: Missouri Office of State Courts Administrator.

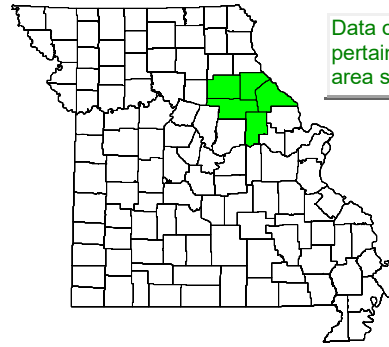
## SCHOOL REPORTS \*\*\*

	2022-23	2021-22	2020-21
Reported School Suspensions	175	172	65
Reported Substance Related Suspensions	47	10	6
Reported Violence or Weapon Suspensions	5	0	8
Enrollment Grades K-8	9,423	9,458	16,425
Enrollment Grades 9-12	4,715	4,706	4,515
Dropouts	59	56	34

Source: Missouri Department of Elementary and Secondary Education.

\*\*\* County-level data are aggregated by school district. Reported suspensions and dropouts fewer than 5 in a district are suppressed and represented as zero in the county totals.

# SUBSTANCE USE S.A. 15



Data on this page pertain to the map area shaded green.

DEMOGRAPHICS	2022	2021	2020
Population Estimate	72,640	72,953	72,536
Median Household Income			
Poverty Estimate, Individuals of All Ages	10,354	10,262	10,213
Poverty Estimate, Children Under Age 18	3,245	3,243	3,270
Labor Force	32,119	32,801	33,054
Employed	31,278	31,565	31,269
Unemployed	841	1,236	1,785
Unemployment Rate	2.6%	3.8%	5.4%

BIRTHS AND DEATHS	2022	2021	2020
Resident Births	762	832	802
Resident Deaths	1,020	986	1,087
Suicide	18	12	16
Homicide	5	0	2
Alcohol Induced Deaths	9	9	3
Drug Induced Deaths	22	15	13
Smoking Attributable Deaths	142	151	167

Source: Missouri Department of Health and Senior Services

IMPAIRED DRIVING	2022	2021	2020
Alcohol Involved Fatal Crashes	1	5	4
Alcohol Involved Injury Crashes	17	30	36
Alcohol Involved Property Damage Crashes	24	35	30
Killed in Alcohol Involved Crashes	1	6	4
Injured in Alcohol Involved Crashes	24	43	48
Drug Involved Fatal Crashes	2	2	3
Drug Involved Injury Crashes	3	6	13
Drug Involved Property Damage Crashes	8	8	10
Killed in Drug Involved Crashes	2	2	3
Injured in Drug Involved Crashes	5	7	17

Source: Missouri Department of Public Safety, Missouri State Highway Patrol.

POLICE REPORTS	2022	2021	2020
DUI Arrests, DWI Tracking System	224	218	219
Liquor Law Arrests	1	16	0
Drug Arrests	296	230	298
Violent Offenses	134	160	145
Domestic Violence Reports	280	365	710
Property Offenses	521	753	958

Source: Missouri Department of Public Safety, Missouri State Highway Patrol.

CRIMINAL JUSTICE	FY 2023	FY 2022	FY 2021
Treatment Court Participants	72	62	58
Drug Conviction: Probation	125	124	92
Drug Conviction: Prison	78	110	86
Drug Conviction: Parole	94	111	120
DWI Conviction: Probation	9	8	9
DWI Conviction: Prison	5	5	4
DWI Conviction: Parole	1	3	6

Sources: Missouri Office of State Courts Administrator; Missouri Department of Corrections.

JUVENILE PLACEMENTS *	2022	2021	2020
Total Out-of-Home Placements	69	105	77
Parental Alcohol Use Reported	0	6	2
Parental Drug Use Reported	28	43	44
Parental Use of Both Alcohol and Drugs Reported	0	3	2

Source: Missouri Department of Social Services, Children's Division

\* The Children's Division reports do not encompass all reasons for a removal from home but document adverse conditions. Multiple factors are often considered when a child is placed out of the home. Removals involving parental substance use conditions are included in this profile. Some 2022 data are not fully compatible with prior years' data due to category changes.

HOSPITAL / EMERGENCY ROOM **	2021	2020	2019
<b>Principal Disorder</b>			
Alcohol Use: E.R. Services, then Discharged	130	107	96
Alcohol Use: E.R. Services, then Admitted	28	22	19
Alcohol Use: Admitted without E.R. Services	29	15	18
Drug Use: E.R. Services, then Discharged	70	96	89
Drug Use: E.R. Services, then Admitted	17	19	18
Drug Use: Admitted without E.R. Services	14	13	18
Mental: E.R. Services, then Discharged	444	633	555
Mental: E.R. Services, then Admitted	330	404	244
Mental: Admitted without E.R. Services	335	398	220

HOSPITAL / EMERGENCY ROOM	2021	2020	2019
<b>Secondary Disorder</b>			
Alcohol Use: E.R. Services, then Discharged	110	133	136
Alcohol Use: E.R. Services, then Admitted	182	172	145
Alcohol Use: Admitted without E.R. Services	134	135	103
Drug Use: E.R. Services, then Discharged	236	264	181
Drug Use: E.R. Services, then Admitted	200	248	183
Drug Use: Admitted without E.R. Services	195	211	185
Mental: E.R. Services, then Discharged	1,167	1,524	1,158
Mental: E.R. Services, then Admitted	1,005	1,265	831
Mental: Admitted without E.R. Services	1,050	1,045	735

Source: Missouri Department of Health and Senior Services

\*\* Hospital encounters are categorized based on ICD-10 diagnosis codes. Beginning with 2020 data, individuals with more than one encounter for a substance use or mental disorder are counted for each encounter they have during the calendar year.

JUVENILE COURT REFERRALS	2022	2021	2020
Child Abuse	34	29	13
Child Neglect	109	138	89
Child Custody Issues	16	7	3
Juvenile Violent Offenses	61	38	34
Juvenile Alcohol Offenses	6	6	3
Juvenile Drug Offenses	21	14	11
School Truancy	46	34	20
Absent from Home	41	30	22
Beyond Parental Control	44	25	25
Injurious Behavior	144	81	85

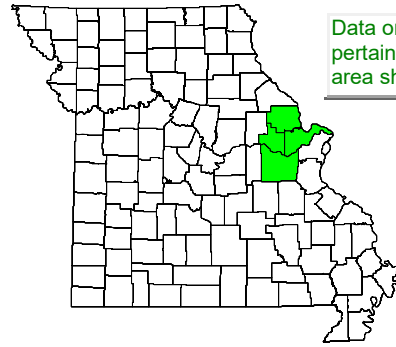
Source: Missouri Office of State Courts Administrator.

SCHOOL REPORTS ***	2022-23	2021-22	2020-21
Reported School Suspensions	123	102	61
Reported Substance Related Suspensions	25	10	5
Reported Violence or Weapon Suspensions	6	14	0
Enrollment Grades K-8	6,200	6,168	6,120
Enrollment Grades 9-12	2,928	2,943	2,935
Dropouts	23	34	66

Source: Missouri Department of Elementary and Secondary Education.

\*\*\* County-level data are aggregated by school district. Reported suspensions and dropouts fewer than 5 in a district are suppressed and represented as zero in the county totals.

# SUBSTANCE USE S.A. 16



Data on this page pertain to the map area shaded green.

## DEMOGRAPHICS

	2022	2021	2020
Population Estimate	620,097	614,022	606,827
Median Household Income			
Poverty Estimate, Individuals of All Ages	39,614	39,712	38,413
Poverty Estimate, Children Under Age 18	10,304	11,169	10,191
Labor Force	330,691	328,113	324,112
Employed	323,518	315,994	306,258
Unemployed	7,173	12,119	17,854
Unemployment Rate	2.2%	3.7%	5.5%

## BIRTHS AND DEATHS

	2022	2021	2020
Resident Births	6,687	6,578	6,291
Resident Deaths	6,013	6,066	6,006
Suicide	108	106	109
Homicide	22	13	17
Alcohol Induced Deaths	81	85	62
Drug Induced Deaths	200	204	207
Smoking Attributable Deaths	825	788	807

Source: Missouri Department of Health and Senior Services

## IMPAIRED DRIVING

	2022	2021	2020
Alcohol Involved Fatal Crashes	14	18	10
Alcohol Involved Injury Crashes	166	194	168
Alcohol Involved Property Damage Crashes	347	373	336
Killed in Alcohol Involved Crashes	15	18	10
Injured in Alcohol Involved Crashes	213	254	227
Drug Involved Fatal Crashes	4	10	10
Drug Involved Injury Crashes	39	52	65
Drug Involved Property Damage Crashes	58	101	87
Killed in Drug Involved Crashes	4	10	13
Injured in Drug Involved Crashes	57	72	99

Source: Missouri Department of Public Safety, Missouri State Highway Patrol.

## POLICE REPORTS

	2022	2021	2020
DUI Arrests, DWI Tracking System	2,221	2,187	1,776
Liquor Law Arrests	136	117	77
Drug Arrests	2,653	1,929	1,962
Violent Offenses	1,044	1,457	1,207
Domestic Violence Reports	2,457	2,506	3,708
Property Offenses	6,381	6,657	7,982

Source: Missouri Department of Public Safety, Missouri State Highway Patrol.

## CRIMINAL JUSTICE

	FY 2023	FY 2022	FY 2021
Treatment Court Participants	485	407	464
Drug Conviction: Probation	501	511	443
Drug Conviction: Prison	243	256	241
Drug Conviction: Parole	326	321	359
DWI Conviction: Probation	116	124	99
DWI Conviction: Prison	41	39	39
DWI Conviction: Parole	28	35	54

Sources: Missouri Office of State Courts Administrator; Missouri Department of Corrections.

## JUVENILE PLACEMENTS \*

	2022	2021	2020
Total Out-of-Home Placements	290	369	334
Parental Alcohol Use Reported	17	18	28
Parental Drug Use Reported	168	221	196
Parental Use of Both Alcohol and Drugs Reported	8	7	13

Source: Missouri Department of Social Services, Children's Division

\* The Children's Division reports do not encompass all reasons for a removal from home but document adverse conditions. Multiple factors are often considered when a child is placed out of the home. Removals involving parental substance use conditions are included in this profile. Some 2022 data are not fully compatible with prior years' data due to category changes.

## HOSPITAL / EMERGENCY ROOM \*\*

Principal Disorder	2021	2020	2019
Alcohol Use: E.R. Services, then Discharged	1,154	1,154	1,048
Alcohol Use: E.R. Services, then Admitted	470	397	285
Alcohol Use: Admitted without E.R. Services	462	402	390
Drug Use: E.R. Services, then Discharged	892	1,104	1,051
Drug Use: E.R. Services, then Admitted	152	170	162
Drug Use: Admitted without E.R. Services	396	359	302
Mental: E.R. Services, then Discharged	4,529	4,266	4,122
Mental: E.R. Services, then Admitted	3,541	3,456	2,327
Mental: Admitted without E.R. Services	3,227	3,064	2,184

## HOSPITAL / EMERGENCY ROOM

Secondary Disorder	2021	2020	2019
Alcohol Use: E.R. Services, then Discharged	1,229	1,408	1,307
Alcohol Use: E.R. Services, then Admitted	2,331	2,264	1,803
Alcohol Use: Admitted without E.R. Services	1,263	1,276	1,232
Drug Use: E.R. Services, then Discharged	1,957	2,050	2,019
Drug Use: E.R. Services, then Admitted	2,852	2,537	1,876
Drug Use: Admitted without E.R. Services	1,987	2,022	1,842
Mental: E.R. Services, then Discharged	10,564	11,700	9,978
Mental: E.R. Services, then Admitted	13,501	11,202	7,703
Mental: Admitted without E.R. Services	7,994	7,422	5,623

Source: Missouri Department of Health and Senior Services

\*\* Hospital encounters are categorized based on ICD-10 diagnosis codes. Beginning with 2020 data, individuals with more than one encounter for a substance use or mental disorder are counted for each encounter they have during the calendar year.

## JUVENILE COURT REFERRALS

	2022	2021	2020
Child Abuse	106	37	51
Child Neglect	323	520	507
Child Custody Issues	37	38	40
Juvenile Violent Offenses	437	359	330
Juvenile Alcohol Offenses	57	35	40
Juvenile Drug Offenses	178	87	94
School Truancy	274	315	289
Absent from Home	189	250	249
Beyond Parental Control	21	17	23
Injurious Behavior	196	187	165

Source: Missouri Office of State Courts Administrator.

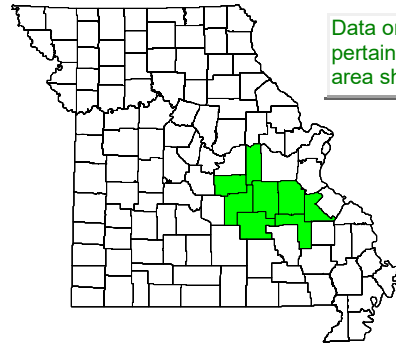
## SCHOOL REPORTS \*\*\*

	2022-23	2021-22	2020-21
Reported School Suspensions	1,363	945	523
Reported Substance Related Suspensions	514	297	156
Reported Violence or Weapon Suspensions	54	77	5
Enrollment Grades K-8	58,449	58,593	58,135
Enrollment Grades 9-12	28,392	28,042	27,810
Dropouts	337	395	352

Source: Missouri Department of Elementary and Secondary Education.

\*\*\* County-level data are aggregated by school district. Reported suspensions and dropouts fewer than 5 in a district are suppressed and represented as zero in the county totals.

# SUBSTANCE USE S.A. 17



## DEMOGRAPHICS

	2022	2021	2020
Population Estimate	205,462	205,330	204,565
Median Household Income			
Poverty Estimate, Individuals of All Ages	33,566	33,199	32,320
Poverty Estimate, Children Under Age 18	9,240	9,821	8,720
Labor Force	87,362	88,330	88,551
Employed	84,816	84,418	83,154
Unemployed	2,546	3,912	5,397
Unemployment Rate	2.9%	4.4%	6.1%

## BIRTHS AND DEATHS

	2022	2021	2020
Resident Births	2,078	2,098	2,065
Resident Deaths	2,998	3,255	3,173
Suicide	44	49	38
Homicide	9	15	22
Alcohol Induced Deaths	23	39	21
Drug Induced Deaths	107	145	96
Smoking Attributable Deaths	500	460	475

Source: Missouri Department of Health and Senior Services

## IMPAIRED DRIVING

	2022	2021	2020
Alcohol Involved Fatal Crashes	12	12	8
Alcohol Involved Injury Crashes	79	66	89
Alcohol Involved Property Damage Crashes	97	131	116
Killed in Alcohol Involved Crashes	13	12	8
Injured in Alcohol Involved Crashes	116	83	119
Drug Involved Fatal Crashes	6	1	3
Drug Involved Injury Crashes	21	30	25
Drug Involved Property Damage Crashes	21	36	34
Killed in Drug Involved Crashes	7	1	3
Injured in Drug Involved Crashes	27	48	33

Source: Missouri Department of Public Safety, Missouri State Highway Patrol.

## POLICE REPORTS

	2022	2021	2020
DUI Arrests, DWI Tracking System	648	746	739
Liquor Law Arrests	62	24	40
Drug Arrests	1,426	936	1,083
Violent Offenses	610	553	575
Domestic Violence Reports	1,236	1,128	1,570
Property Offenses	4,055	4,236	4,642

Source: Missouri Department of Public Safety, Missouri State Highway Patrol.

## CRIMINAL JUSTICE

	FY 2023	FY 2022	FY 2021
Treatment Court Participants	196	219	211
Drug Conviction: Probation	328	405	357
Drug Conviction: Prison	266	360	323
Drug Conviction: Parole	331	366	401
DWI Conviction: Probation	32	48	31
DWI Conviction: Prison	15	17	15
DWI Conviction: Parole	12	17	28

Sources: Missouri Office of State Courts Administrator; Missouri Department of Corrections.

## JUVENILE PLACEMENTS \*

	2022	2021	2020
Total Out-of-Home Placements	436	493	397
Parental Alcohol Use Reported	23	19	25
Parental Drug Use Reported	244	287	209
Parental Use of Both Alcohol and Drugs Reported	13	10	20

Source: Missouri Department of Social Services, Children's Division

\* The Children's Division reports do not encompass all reasons for a removal from home but document adverse conditions. Multiple factors are often considered when a child is placed out of the home. Removals involving parental substance use conditions are included in this profile. Some 2022 data are not fully compatible with prior years' data due to category changes.

## HOSPITAL / EMERGENCY ROOM \*\*

Principal Disorder	2021	2020	2019
Alcohol Use: E.R. Services, then Discharged	584	541	431
Alcohol Use: E.R. Services, then Admitted	93	99	75
Alcohol Use: Admitted without E.R. Services	123	111	89
Drug Use: E.R. Services, then Discharged	679	610	602
Drug Use: E.R. Services, then Admitted	51	72	70
Drug Use: Admitted without E.R. Services	164	165	173
Mental: E.R. Services, then Discharged	2,468	2,448	1,977
Mental: E.R. Services, then Admitted	604	813	774
Mental: Admitted without E.R. Services	1,912	1,651	971

## HOSPITAL / EMERGENCY ROOM

Secondary Disorder	2021	2020	2019
Alcohol Use: E.R. Services, then Discharged	600	604	552
Alcohol Use: E.R. Services, then Admitted	439	602	545
Alcohol Use: Admitted without E.R. Services	737	587	483
Drug Use: E.R. Services, then Discharged	1,492	1,761	1,628
Drug Use: E.R. Services, then Admitted	700	909	827
Drug Use: Admitted without E.R. Services	1,352	1,194	837
Mental: E.R. Services, then Discharged	8,684	9,348	6,994
Mental: E.R. Services, then Admitted	3,608	4,219	2,707
Mental: Admitted without E.R. Services	5,484	4,717	2,723

Source: Missouri Department of Health and Senior Services

\*\* Hospital encounters are categorized based on ICD-10 diagnosis codes. Beginning with 2020 data, individuals with more than one encounter for a substance use or mental disorder are counted for each encounter they have during the calendar year.

## JUVENILE COURT REFERRALS

	2022	2021	2020
Child Abuse	103	95	105
Child Neglect	603	634	551
Child Custody Issues	11	22	14
Juvenile Violent Offenses	195	154	117
Juvenile Alcohol Offenses	41	20	18
Juvenile Drug Offenses	68	30	17
School Truancy	99	119	96
Absent from Home	20	28	39
Beyond Parental Control	74	95	86
Injurious Behavior	233	219	264

Source: Missouri Office of State Courts Administrator.

## SCHOOL REPORTS \*\*\*

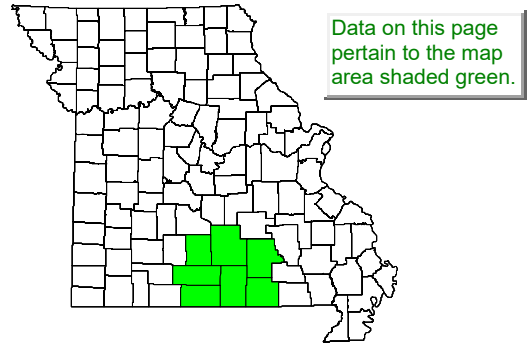
	2022-23	2021-22	2020-21
Reported School Suspensions	479	353	184
Reported Substance Related Suspensions	105	95	29
Reported Violence or Weapon Suspensions	14	11	0
Enrollment Grades K-8	19,921	20,308	20,583
Enrollment Grades 9-12	9,834	9,732	9,660
Dropouts	95	129	118

Source: Missouri Department of Elementary and Secondary Education.

\*\*\* County-level data are aggregated by school district. Reported suspensions and dropouts fewer than 5 in a district are suppressed and represented as zero in the county totals.



# SUBSTANCE USE S.A. 18



DEMOGRAPHICS	2022	2021	2020
Population Estimate	121,963	119,765	118,093
Median Household Income			
Poverty Estimate, Individuals of All Ages	23,856	23,503	23,522
Poverty Estimate, Children Under Age 18	7,659	7,773	7,783
Labor Force	47,995	48,570	48,438
Employed	46,552	46,275	45,158
Unemployed	1,443	2,295	3,280
Unemployment Rate	3.0%	4.7%	6.8%

BIRTHS AND DEATHS	2022	2021	2020
Resident Births	1,379	1,410	1,339
Resident Deaths	2,021	2,087	1,935
Suicide	36	30	22
Homicide	10	1	14
Alcohol Induced Deaths	20	20	18
Drug Induced Deaths	35	27	24
Smoking Attributable Deaths	311	294	294

Source: Missouri Department of Health and Senior Services

IMPAIRED DRIVING	2022	2021	2020
Alcohol Involved Fatal Crashes	6	5	7
Alcohol Involved Injury Crashes	50	59	54
Alcohol Involved Property Damage Crashes	43	46	69
Killed in Alcohol Involved Crashes	6	6	7
Injured in Alcohol Involved Crashes	67	91	76
Drug Involved Fatal Crashes	1	1	5
Drug Involved Injury Crashes	7	9	9
Drug Involved Property Damage Crashes	12	21	19
Killed in Drug Involved Crashes	1	1	5
Injured in Drug Involved Crashes	9	12	18

Source: Missouri Department of Public Safety, Missouri State Highway Patrol.

POLICE REPORTS	2022	2021	2020
DUI Arrests, DWI Tracking System	448	466	457
Liquor Law Arrests	21	28	11
Drug Arrests	590	323	765
Violent Offenses	352	360	313
Domestic Violence Reports	723	742	520
Property Offenses	1,285	1,549	1,826

Source: Missouri Department of Public Safety, Missouri State Highway Patrol.

CRIMINAL JUSTICE	FY 2023	FY 2022	FY 2021
Treatment Court Participants	169	162	113
Drug Conviction: Probation	330	323	207
Drug Conviction: Prison	149	176	141
Drug Conviction: Parole	178	205	142
DWI Conviction: Probation	23	22	16
DWI Conviction: Prison	16	21	9
DWI Conviction: Parole	13	17	11

Sources: Missouri Office of State Courts Administrator; Missouri Department of Corrections.

JUVENILE PLACEMENTS *	2022	2021	2020
Total Out-of-Home Placements	176	293	199
Parental Alcohol Use Reported	21	10	10
Parental Drug Use Reported	80	122	86
Parental Use of Both Alcohol and Drugs Reported	15	9	5

Source: Missouri Department of Social Services, Children's Division

\* The Children's Division reports do not encompass all reasons for a removal from home but document adverse conditions. Multiple factors are often considered when a child is placed out of the home. Removals involving parental substance use conditions are included in this profile. Some 2022 data are not fully compatible with prior years' data due to category changes.

HOSPITAL / EMERGENCY ROOM **	2021	2020	2019
<b>Principal Disorder</b>			
Alcohol Use: E.R. Services, then Discharged	270	264	226
Alcohol Use: E.R. Services, then Admitted	73	69	52
Alcohol Use: Admitted without E.R. Services	96	149	72
Drug Use: E.R. Services, then Discharged	159	200	164
Drug Use: E.R. Services, then Admitted	11	26	23
Drug Use: Admitted without E.R. Services	89	97	121
Mental: E.R. Services, then Discharged	839	867	748
Mental: E.R. Services, then Admitted	186	210	143
Mental: Admitted without E.R. Services	1,102	1,121	727

HOSPITAL / EMERGENCY ROOM	2021	2020	2019
<b>Secondary Disorder</b>			
Alcohol Use: E.R. Services, then Discharged	206	233	223
Alcohol Use: E.R. Services, then Admitted	189	195	158
Alcohol Use: Admitted without E.R. Services	513	485	413
Drug Use: E.R. Services, then Discharged	346	324	326
Drug Use: E.R. Services, then Admitted	252	256	211
Drug Use: Admitted without E.R. Services	823	651	623
Mental: E.R. Services, then Discharged	1,715	1,548	1,217
Mental: E.R. Services, then Admitted	1,318	1,329	945
Mental: Admitted without E.R. Services	2,607	2,629	1,989

Source: Missouri Department of Health and Senior Services

\*\* Hospital encounters are categorized based on ICD-10 diagnosis codes. Beginning with 2020 data, individuals with more than one encounter for a substance use or mental disorder are counted for each encounter they have during the calendar year.

JUVENILE COURT REFERRALS	2022	2021	2020
Child Abuse	70	104	79
Child Neglect	199	370	223
Child Custody Issues	81	99	118
Juvenile Violent Offenses	82	55	35
Juvenile Alcohol Offenses	19	5	15
Juvenile Drug Offenses	66	18	22
School Truancy	265	135	90
Absent from Home	51	58	38
Beyond Parental Control	24	33	39
Injurious Behavior	232	169	108

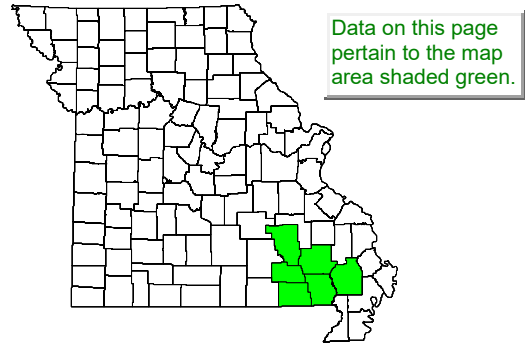
Source: Missouri Office of State Courts Administrator.

SCHOOL REPORTS ***	2022-23	2021-22	2020-21
Reported School Suspensions	206	134	61
Reported Substance Related Suspensions	75	22	0
Reported Violence or Weapon Suspensions	5	0	0
Enrollment Grades K-8	12,654	12,649	12,406
Enrollment Grades 9-12	5,841	5,893	5,783
Dropouts	5	26	33

Source: Missouri Department of Elementary and Secondary Education.

\*\*\* County-level data are aggregated by school district. Reported suspensions and dropouts fewer than 5 in a district are suppressed and represented as zero in the county totals.

# SUBSTANCE USE S.A. 19



## DEMOGRAPHICS

	2022	2021	2020
Population Estimate	103,325	103,579	103,585
Median Household Income			
Poverty Estimate, Individuals of All Ages	19,618	19,913	21,681
Poverty Estimate, Children Under Age 18	5,996	6,335	6,471
Labor Force	46,048	46,779	46,939
Employed	44,646	44,558	43,965
Unemployed	1,402	2,221	2,974
Unemployment Rate	3.0%	4.7%	6.3%

## BIRTHS AND DEATHS

	2022	2021	2020
Resident Births	1,206	1,272	1,316
Resident Deaths	1,720	1,849	1,772
Suicide	24	20	20
Homicide	7	9	8
Alcohol Induced Deaths	22	18	9
Drug Induced Deaths	34	33	27
Smoking Attributable Deaths	318	283	310

Source: Missouri Department of Health and Senior Services

## IMPAIRED DRIVING

	2022	2021	2020
Alcohol Involved Fatal Crashes	1	5	2
Alcohol Involved Injury Crashes	39	48	47
Alcohol Involved Property Damage Crashes	51	74	55
Killed in Alcohol Involved Crashes	1	5	2
Injured in Alcohol Involved Crashes	56	72	76
Drug Involved Fatal Crashes	2	2	0
Drug Involved Injury Crashes	5	13	15
Drug Involved Property Damage Crashes	14	22	15
Killed in Drug Involved Crashes	2	2	0
Injured in Drug Involved Crashes	7	14	20

Source: Missouri Department of Public Safety, Missouri State Highway Patrol.

## POLICE REPORTS

	2022	2021	2020
DUI Arrests, DWI Tracking System	350	347	305
Liquor Law Arrests	2	4	0
Drug Arrests	382	379	394
Violent Offenses	287	427	290
Domestic Violence Reports	725	706	1,052
Property Offenses	1,400	1,881	2,694

Source: Missouri Department of Public Safety, Missouri State Highway Patrol.

## CRIMINAL JUSTICE

	FY 2023	FY 2022	FY 2021
Treatment Court Participants	166	173	168
Drug Conviction: Probation	311	318	213
Drug Conviction: Prison	236	244	207
Drug Conviction: Parole	254	226	254
DWI Conviction: Probation	8	14	13
DWI Conviction: Prison	7	7	9
DWI Conviction: Parole	8	5	5

Sources: Missouri Office of State Courts Administrator; Missouri Department of Corrections.

## JUVENILE PLACEMENTS \*

	2022	2021	2020
Total Out-of-Home Placements	358	390	305
Parental Alcohol Use Reported	14	17	12
Parental Drug Use Reported	195	206	196
Parental Use of Both Alcohol and Drugs Reported	4	12	7

Source: Missouri Department of Social Services, Children's Division

\* The Children's Division reports do not encompass all reasons for a removal from home but document adverse conditions. Multiple factors are often considered when a child is placed out of the home. Removals involving parental substance use conditions are included in this profile. Some 2022 data are not fully compatible with prior years' data due to category changes.

## HOSPITAL / EMERGENCY ROOM \*\*

Principal Disorder	2021	2020	2019
Alcohol Use: E.R. Services, then Discharged	220	253	206
Alcohol Use: E.R. Services, then Admitted	56	62	53
Alcohol Use: Admitted without E.R. Services	40	41	36
Drug Use: E.R. Services, then Discharged	347	395	296
Drug Use: E.R. Services, then Admitted	69	148	130
Drug Use: Admitted without E.R. Services	27	71	67
Mental: E.R. Services, then Discharged	1,200	1,358	1,144
Mental: E.R. Services, then Admitted	948	670	428
Mental: Admitted without E.R. Services	791	1,000	445

## HOSPITAL / EMERGENCY ROOM

Secondary Disorder	2021	2020	2019
Alcohol Use: E.R. Services, then Discharged	272	279	263
Alcohol Use: E.R. Services, then Admitted	458	409	320
Alcohol Use: Admitted without E.R. Services	196	329	269
Drug Use: E.R. Services, then Discharged	834	669	578
Drug Use: E.R. Services, then Admitted	1,083	829	557
Drug Use: Admitted without E.R. Services	487	686	447
Mental: E.R. Services, then Discharged	4,581	5,937	4,295
Mental: E.R. Services, then Admitted	2,453	2,379	1,327
Mental: Admitted without E.R. Services	1,775	2,138	1,466

Source: Missouri Department of Health and Senior Services

\*\* Hospital encounters are categorized based on ICD-10 diagnosis codes. Beginning with 2020 data, individuals with more than one encounter for a substance use or mental disorder are counted for each encounter they have during the calendar year.

## JUVENILE COURT REFERRALS

	2022	2021	2020
Child Abuse	44	37	19
Child Neglect	529	595	353
Child Custody Issues	93	112	97
Juvenile Violent Offenses	140	135	102
Juvenile Alcohol Offenses	30	11	4
Juvenile Drug Offenses	77	37	22
School Truancy	39	70	48
Absent from Home	65	80	54
Beyond Parental Control	21	29	39
Injurious Behavior	55	35	31

Source: Missouri Office of State Courts Administrator.

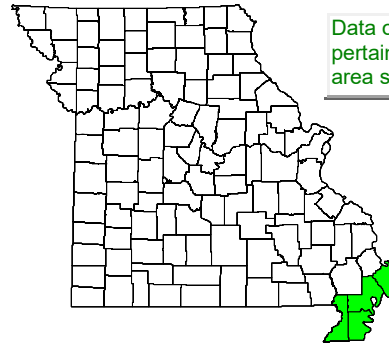
## SCHOOL REPORTS \*\*\*

	2022-23	2021-22	2020-21
Reported School Suspensions	292	251	189
Reported Substance Related Suspensions	70	39	24
Reported Violence or Weapon Suspensions	49	36	39
Enrollment Grades K-8	11,498	11,681	11,662
Enrollment Grades 9-12	4,965	4,988	5,027
Dropouts	46	60	75

Source: Missouri Department of Elementary and Secondary Education.

\*\*\* County-level data are aggregated by school district. Reported suspensions and dropouts fewer than 5 in a district are suppressed and represented as zero in the county totals.

# SUBSTANCE USE S.A. 20



Data on this page pertain to the map area shaded green.

DEMOGRAPHICS	2022	2021	2020
Population Estimate	69,630	71,129	72,263
Median Household Income			
Poverty Estimate, Individuals of All Ages	16,601	15,657	16,339
Poverty Estimate, Children Under Age 18	5,746	5,517	5,960
Labor Force	29,922	31,120	32,017
Employed	28,858	29,339	29,875
Unemployed	1,064	1,781	2,142
Unemployment Rate	3.6%	5.7%	6.7%

BIRTHS AND DEATHS	2022	2021	2020
Resident Births	854	918	949
Resident Deaths	1,272	1,334	1,417
Suicide	13	10	9
Homicide	6	6	20
Alcohol Induced Deaths	8	10	10
Drug Induced Deaths	16	17	18
Smoking Attributable Deaths	240	226	250

Source: Missouri Department of Health and Senior Services

IMPAIRED DRIVING	2022	2021	2020
Alcohol Involved Fatal Crashes	4	0	3
Alcohol Involved Injury Crashes	16	24	19
Alcohol Involved Property Damage Crashes	38	43	36
Killed in Alcohol Involved Crashes	4	0	4
Injured in Alcohol Involved Crashes	26	28	23
Drug Involved Fatal Crashes	1	2	4
Drug Involved Injury Crashes	8	13	3
Drug Involved Property Damage Crashes	13	19	8
Killed in Drug Involved Crashes	1	2	5
Injured in Drug Involved Crashes	12	18	5

Source: Missouri Department of Public Safety, Missouri State Highway Patrol.

POLICE REPORTS	2022	2021	2020
DUI Arrests, DWI Tracking System	353	315	227
Liquor Law Arrests	8	9	2
Drug Arrests	569	325	276
Violent Offenses	283	512	418
Domestic Violence Reports	560	644	670
Property Offenses	1,490	1,695	1,499

Source: Missouri Department of Public Safety, Missouri State Highway Patrol.

CRIMINAL JUSTICE	FY 2023	FY 2022	FY 2021
Treatment Court Participants	163	134	116
Drug Conviction: Probation	288	287	150
Drug Conviction: Prison	143	183	112
Drug Conviction: Parole	238	186	183
DWI Conviction: Probation	17	14	17
DWI Conviction: Prison	8	5	6
DWI Conviction: Parole	6	3	7

Sources: Missouri Office of State Courts Administrator; Missouri Department of Corrections.

JUVENILE PLACEMENTS *	2022	2021	2020
Total Out-of-Home Placements	206	160	191
Parental Alcohol Use Reported	4	8	0
Parental Drug Use Reported	127	99	128
Parental Use of Both Alcohol and Drugs Reported	0	2	0

Source: Missouri Department of Social Services, Children's Division

\* The Children's Division reports do not encompass all reasons for a removal from home but document adverse conditions. Multiple factors are often considered when a child is placed out of the home. Removals involving parental substance use conditions are included in this profile. Some 2022 data are not fully compatible with prior years' data due to category changes.

HOSPITAL / EMERGENCY ROOM **	2021	2020	2019
<b>Principal Disorder</b>			
Alcohol Use: E.R. Services, then Discharged	85	104	90
Alcohol Use: E.R. Services, then Admitted	15	16	10
Alcohol Use: Admitted without E.R. Services	37	28	36
Drug Use: E.R. Services, then Discharged	208	206	161
Drug Use: E.R. Services, then Admitted	20	42	38
Drug Use: Admitted without E.R. Services	39	67	88
Mental: E.R. Services, then Discharged	624	661	664
Mental: E.R. Services, then Admitted	249	191	113
Mental: Admitted without E.R. Services	777	869	544

HOSPITAL / EMERGENCY ROOM	2021	2020	2019
<b>Secondary Disorder</b>			
Alcohol Use: E.R. Services, then Discharged	148	134	129
Alcohol Use: E.R. Services, then Admitted	66	80	84
Alcohol Use: Admitted without E.R. Services	248	270	213
Drug Use: E.R. Services, then Discharged	585	465	391
Drug Use: E.R. Services, then Admitted	224	185	157
Drug Use: Admitted without E.R. Services	661	606	426
Mental: E.R. Services, then Discharged	1,670	1,664	1,662
Mental: E.R. Services, then Admitted	422	561	453
Mental: Admitted without E.R. Services	2,375	2,356	1,513

Source: Missouri Department of Health and Senior Services

\*\* Hospital encounters are categorized based on ICD-10 diagnosis codes. Beginning with 2020 data, individuals with more than one encounter for a substance use or mental disorder are counted for each encounter they have during the calendar year.

JUVENILE COURT REFERRALS	2022	2021	2020
Child Abuse	44	38	35
Child Neglect	381	322	325
Child Custody Issues	4	1	5
Juvenile Violent Offenses	90	91	65
Juvenile Alcohol Offenses	3	1	2
Juvenile Drug Offenses	38	40	21
School Truancy	167	171	100
Absent from Home	43	32	13
Beyond Parental Control	77	92	80
Injurious Behavior	161	114	89

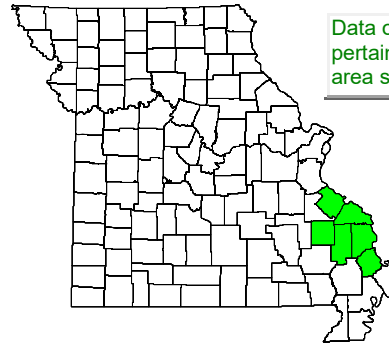
Source: Missouri Office of State Courts Administrator.

SCHOOL REPORTS ***	2022-23	2021-22	2020-21
Reported School Suspensions	273	193	132
Reported Substance Related Suspensions	22	0	0
Reported Violence or Weapon Suspensions	0	0	0
Enrollment Grades K-8	8,007	8,252	8,392
Enrollment Grades 9-12	3,514	3,597	3,558
Dropouts	30	43	34

Source: Missouri Department of Elementary and Secondary Education.

\*\*\* County-level data are aggregated by school district. Reported suspensions and dropouts fewer than 5 in a district are suppressed and represented as zero in the county totals.

# SUBSTANCE USE S.A. 21



Data on this page pertain to the map area shaded green.

## DEMOGRAPHICS

	2022	2021	2020
Population Estimate	181,512	180,779	180,459
Median Household Income			
Poverty Estimate, Individuals of All Ages	24,690	22,649	22,181
Poverty Estimate, Children Under Age 18	7,178	6,643	6,582
Labor Force	89,777	90,475	90,154
Employed	87,703	87,147	85,336
Unemployed	2,074	3,328	4,818
Unemployment Rate	2.3%	3.7%	5.3%

## BIRTHS AND DEATHS

	2022	2021	2020
Resident Births	2,015	2,013	2,077
Resident Deaths	2,229	2,362	2,502
Suicide	30	24	42
Homicide	13	4	8
Alcohol Induced Deaths	8	8	13
Drug Induced Deaths	33	38	48
Smoking Attributable Deaths	365	374	358

Source: Missouri Department of Health and Senior Services

## IMPAIRED DRIVING

	2022	2021	2020
Alcohol Involved Fatal Crashes	8	3	3
Alcohol Involved Injury Crashes	60	69	54
Alcohol Involved Property Damage Crashes	96	112	126
Killed in Alcohol Involved Crashes	8	3	3
Injured in Alcohol Involved Crashes	80	91	76
Drug Involved Fatal Crashes	2	2	0
Drug Involved Injury Crashes	10	15	13
Drug Involved Property Damage Crashes	23	27	18
Killed in Drug Involved Crashes	2	3	0
Injured in Drug Involved Crashes	16	28	19

Source: Missouri Department of Public Safety, Missouri State Highway Patrol.

## POLICE REPORTS

	2022	2021	2020
DUI Arrests, DWI Tracking System	574	601	550
Liquor Law Arrests	30	21	15
Drug Arrests	967	864	818
Violent Offenses	800	827	830
Domestic Violence Reports	1,093	1,167	1,288
Property Offenses	2,579	2,869	3,019

Source: Missouri Department of Public Safety, Missouri State Highway Patrol.

## CRIMINAL JUSTICE

	FY 2023	FY 2022	FY 2021
Treatment Court Participants	176	191	173
Drug Conviction: Probation	326	386	238
Drug Conviction: Prison	260	289	228
Drug Conviction: Parole	286	296	277
DWI Conviction: Probation	24	27	17
DWI Conviction: Prison	17	19	10
DWI Conviction: Parole	14	12	10

Sources: Missouri Office of State Courts Administrator; Missouri Department of Corrections.

## JUVENILE PLACEMENTS \*

	2022	2021	2020
Total Out-of-Home Placements	216	333	249
Parental Alcohol Use Reported	1	11	16
Parental Drug Use Reported	135	193	169
Parental Use of Both Alcohol and Drugs Reported	1	4	10

Source: Missouri Department of Social Services, Children's Division

\* The Children's Division reports do not encompass all reasons for a removal from home but document adverse conditions. Multiple factors are often considered when a child is placed out of the home. Removals involving parental substance use conditions are included in this profile. Some 2022 data are not fully compatible with prior years' data due to category changes.

## HOSPITAL / EMERGENCY ROOM \*\*

Principal Disorder	2021	2020	2019
Alcohol Use: E.R. Services, then Discharged	471	431	326
Alcohol Use: E.R. Services, then Admitted	47	33	33
Alcohol Use: Admitted without E.R. Services	90	80	67
Drug Use: E.R. Services, then Discharged	440	456	457
Drug Use: E.R. Services, then Admitted	25	28	33
Drug Use: Admitted without E.R. Services	65	101	134
Mental: E.R. Services, then Discharged	1,936	1,863	1,631
Mental: E.R. Services, then Admitted	312	206	183
Mental: Admitted without E.R. Services	1,473	1,387	790

## HOSPITAL / EMERGENCY ROOM

Secondary Disorder	2021	2020	2019
Alcohol Use: E.R. Services, then Discharged	452	457	453
Alcohol Use: E.R. Services, then Admitted	222	246	149
Alcohol Use: Admitted without E.R. Services	522	563	436
Drug Use: E.R. Services, then Discharged	2,186	1,714	1,485
Drug Use: E.R. Services, then Admitted	349	245	233
Drug Use: Admitted without E.R. Services	1,110	1,021	700
Mental: E.R. Services, then Discharged	10,134	9,510	7,002
Mental: E.R. Services, then Admitted	1,683	1,496	760
Mental: Admitted without E.R. Services	4,132	4,417	2,631

Source: Missouri Department of Health and Senior Services

\*\* Hospital encounters are categorized based on ICD-10 diagnosis codes. Beginning with 2020 data, individuals with more than one encounter for a substance use or mental disorder are counted for each encounter they have during the calendar year.

## JUVENILE COURT REFERRALS

	2022	2021	2020
Child Abuse	53	46	45
Child Neglect	422	473	298
Child Custody Issues	5	2	9
Juvenile Violent Offenses	264	158	106
Juvenile Alcohol Offenses	22	9	11
Juvenile Drug Offenses	36	43	29
School Truancy	244	133	131
Absent from Home	91	102	65
Beyond Parental Control	35	60	57
Injurious Behavior	266	174	102

Source: Missouri Office of State Courts Administrator.

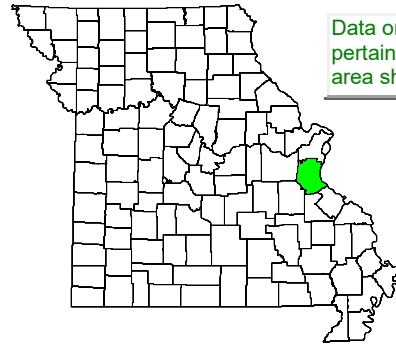
## SCHOOL REPORTS \*\*\*

	2022-23	2021-22	2020-21
Reported School Suspensions	358	355	197
Reported Substance Related Suspensions	157	50	36
Reported Violence or Weapon Suspensions	79	7	0
Enrollment Grades K-8	16,446	16,542	16,658
Enrollment Grades 9-12	7,724	7,750	7,584
Dropouts	79	105	116

Source: Missouri Department of Elementary and Secondary Education.

\*\*\* County-level data are aggregated by school district. Reported suspensions and dropouts fewer than 5 in a district are suppressed and represented as zero in the county totals.

# SUBSTANCE USE S.A. 22



Data on this page pertain to the map area shaded green.

## DEMOGRAPHICS

	2022	2021	2020
Population Estimate	229,336	227,934	226,927
Median Household Income			
Poverty Estimate, Individuals of All Ages	20,356	19,654	19,991
Poverty Estimate, Children Under Age 18	5,150	5,585	5,357
Labor Force	118,310	117,556	116,774
Employed	115,524	112,790	109,655
Unemployed	2,786	4,766	7,119
Unemployment Rate	2.4%	4.1%	6.1%

## BIRTHS AND DEATHS

	2022	2021	2020
Resident Births	2,326	2,414	2,387
Resident Deaths	2,553	2,527	2,469
Suicide	58	50	65
Homicide	12	13	9
Alcohol Induced Deaths	29	32	35
Drug Induced Deaths	108	129	115
Smoking Attributable Deaths	387	375	370

Source: Missouri Department of Health and Senior Services

## IMPAIRED DRIVING

	2022	2021	2020
Alcohol Involved Fatal Crashes	4	10	8
Alcohol Involved Injury Crashes	74	59	73
Alcohol Involved Property Damage Crashes	123	121	110
Killed in Alcohol Involved Crashes	4	12	8
Injured in Alcohol Involved Crashes	95	82	106
Drug Involved Fatal Crashes	0	7	9
Drug Involved Injury Crashes	20	24	30
Drug Involved Property Damage Crashes	34	33	38
Killed in Drug Involved Crashes	0	7	10
Injured in Drug Involved Crashes	23	39	51

Source: Missouri Department of Public Safety, Missouri State Highway Patrol.

## POLICE REPORTS

	2022	2021	2020
DUI Arrests, DWI Tracking System	703	800	684
Liquor Law Arrests	29	35	14
Drug Arrests	932	611	707
Violent Offenses	622	680	726
Domestic Violence Reports	1,289	1,155	1,451
Property Offenses	2,820	3,047	3,787

Source: Missouri Department of Public Safety, Missouri State Highway Patrol.

## CRIMINAL JUSTICE

	FY 2023	FY 2022	FY 2021
Treatment Court Participants	79	65	60
Drug Conviction: Probation	337	415	241
Drug Conviction: Prison	139	177	167
Drug Conviction: Parole	225	213	252
DWI Conviction: Probation	36	47	40
DWI Conviction: Prison	8	14	10
DWI Conviction: Parole	21	20	16

Sources: Missouri Office of State Courts Administrator; Missouri Department of Corrections.

## JUVENILE PLACEMENTS \*

	2022	2021	2020
Total Out-of-Home Placements	303	234	278
Parental Alcohol Use Reported	16	7	15
Parental Drug Use Reported	152	142	181
Parental Use of Both Alcohol and Drugs Reported	11	5	13

Source: Missouri Department of Social Services, Children's Division

\* The Children's Division reports do not encompass all reasons for a removal from home but document adverse conditions. Multiple factors are often considered when a child is placed out of the home. Removals involving parental substance use conditions are included in this profile. Some 2022 data are not fully compatible with prior years' data due to category changes.

## HOSPITAL / EMERGENCY ROOM \*\*

Principal Disorder	2021	2020	2019
Alcohol Use: E.R. Services, then Discharged	364	390	278
Alcohol Use: E.R. Services, then Admitted	180	147	81
Alcohol Use: Admitted without E.R. Services	70	65	58
Drug Use: E.R. Services, then Discharged	405	418	467
Drug Use: E.R. Services, then Admitted	94	87	94
Drug Use: Admitted without E.R. Services	72	88	111
Mental: E.R. Services, then Discharged	1,668	1,609	1,531
Mental: E.R. Services, then Admitted	1,760	1,756	1,181
Mental: Admitted without E.R. Services	676	753	440

## HOSPITAL / EMERGENCY ROOM

Secondary Disorder	2021	2020	2019
Alcohol Use: E.R. Services, then Discharged	289	354	255
Alcohol Use: E.R. Services, then Admitted	1,017	1,040	760
Alcohol Use: Admitted without E.R. Services	260	253	231
Drug Use: E.R. Services, then Discharged	548	608	642
Drug Use: E.R. Services, then Admitted	1,584	1,426	1,050
Drug Use: Admitted without E.R. Services	564	567	507
Mental: E.R. Services, then Discharged	2,525	2,541	2,026
Mental: E.R. Services, then Admitted	5,972	5,188	3,744
Mental: Admitted without E.R. Services	2,443	2,133	1,919

Source: Missouri Department of Health and Senior Services

\*\* Hospital encounters are categorized based on ICD-10 diagnosis codes. Beginning with 2020 data, individuals with more than one encounter for a substance use or mental disorder are counted for each encounter they have during the calendar year.

## JUVENILE COURT REFERRALS

	2022	2021	2020
Child Abuse	397	100	110
Child Neglect	213	198	212
Child Custody Issues	140	68	88
Juvenile Violent Offenses	344	252	204
Juvenile Alcohol Offenses	24	21	14
Juvenile Drug Offenses	163	53	36
School Truancy	175	140	95
Absent from Home	137	105	88
Beyond Parental Control	57	60	67
Injurious Behavior	112	84	61

Source: Missouri Office of State Courts Administrator.

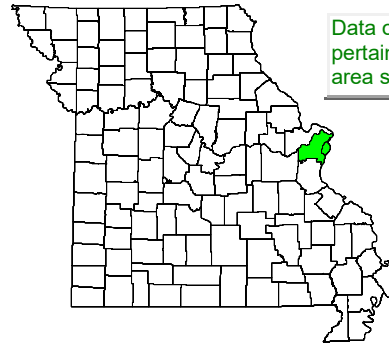
## SCHOOL REPORTS \*\*\*

	2022-23	2021-22	2020-21
Reported School Suspensions	649	525	169
Reported Substance Related Suspensions	244	180	46
Reported Violence or Weapon Suspensions	13	25	0
Enrollment Grades K-8	22,692	21,922	22,142
Enrollment Grades 9-12	11,233	10,621	10,456
Dropouts	282	171	217

Source: Missouri Department of Elementary and Secondary Education.

\*\*\* County-level data are aggregated by school district. Reported suspensions and dropouts fewer than 5 in a district are suppressed and represented as zero in the county totals.

# SUBSTANCE USE S.A. 23-25



Data on this page pertain to the map area shaded green.

## DEMOGRAPHICS

	2022	2021	2020
Population Estimate	1,276,992	1,291,789	1,303,539
Median Household Income			
Poverty Estimate, Individuals of All Ages	160,664	163,196	148,886
Poverty Estimate, Children Under Age 18	47,015	46,099	40,470
Labor Force	676,593	676,618	677,013
Employed	659,097	643,356	631,235
Unemployed	17,496	33,262	45,778
Unemployment Rate	2.6%	4.9%	6.8%

## BIRTHS AND DEATHS

	2022	2021	2020
Resident Births	13,819	14,201	14,367
Resident Deaths	14,583	14,793	16,168
Suicide	208	185	180
Homicide	340	335	382
Alcohol Induced Deaths	223	180	169
Drug Induced Deaths	721	712	710
Smoking Attributable Deaths	1,637	1,670	1,774

Source: Missouri Department of Health and Senior Services

## IMPAIRED DRIVING

	2022	2021	2020
Alcohol Involved Fatal Crashes	11	1	16
Alcohol Involved Injury Crashes	239	268	247
Alcohol Involved Property Damage Crashes	398	407	374
Killed in Alcohol Involved Crashes	12	21	16
Injured in Alcohol Involved Crashes	351	402	335
Drug Involved Fatal Crashes	9	17	15
Drug Involved Injury Crashes	78	96	111
Drug Involved Property Damage Crashes	71	107	96
Killed in Drug Involved Crashes	10	18	19
Injured in Drug Involved Crashes	109	146	158

Source: Missouri Department of Public Safety, Missouri State Highway Patrol.

## POLICE REPORTS

	2022	2021	2020
DUI Arrests, DWI Tracking System	2,430	2,320	2,055
Liquor Law Arrests	306	359	134
Drug Arrests	5,626	5,169	4,731
Violent Offenses	8,225	9,276	10,292
Domestic Violence Reports	6,256	6,662	7,007
Property Offenses	44,506	39,050	39,973

Source: Missouri Department of Public Safety, Missouri State Highway Patrol.

## CRIMINAL JUSTICE

	FY 2023	FY 2022	FY 2021
Treatment Court Participants	518	527	659
Drug Conviction: Probation	299	317	189
Drug Conviction: Prison	74	133	171
Drug Conviction: Parole	170	228	415
DWI Conviction: Probation	71	78	46
DWI Conviction: Prison	5	6	7
DWI Conviction: Parole	6	15	16

Sources: Missouri Office of State Courts Administrator; Missouri Department of Corrections.

## JUVENILE PLACEMENTS \*

	2022	2021	2020
Total Out-of-Home Placements	712	701	678
Parental Alcohol Use Reported	14	15	28
Parental Drug Use Reported	292	286	230
Parental Use of Both Alcohol and Drugs Reported	7	7	9

Source: Missouri Department of Social Services, Children's Division

\* The Children's Division reports do not encompass all reasons for a removal from home but document adverse conditions. Multiple factors are often considered when a child is placed out of the home. Removals involving parental substance use conditions are included in this profile. Some 2022 data are not fully compatible with prior years' data due to category changes.

## HOSPITAL / EMERGENCY ROOM \*\*

Principal Disorder	2021	2020	2019
Alcohol Use: E.R. Services, then Discharged	3,538	3,605	3,001
Alcohol Use: E.R. Services, then Admitted	1,426	1,347	884
Alcohol Use: Admitted without E.R. Services	777	631	633
Drug Use: E.R. Services, then Discharged	3,310	3,905	3,117
Drug Use: E.R. Services, then Admitted	829	919	800
Drug Use: Admitted without E.R. Services	812	774	786
Mental: E.R. Services, then Discharged	10,589	10,628	9,505
Mental: E.R. Services, then Admitted	9,135	9,310	6,229
Mental: Admitted without E.R. Services	5,409	4,944	3,070

## HOSPITAL / EMERGENCY ROOM

Secondary Disorder	2021	2020	2019
Alcohol Use: E.R. Services, then Discharged	3,114	3,492	3,342
Alcohol Use: E.R. Services, then Admitted	6,573	6,565	4,809
Alcohol Use: Admitted without E.R. Services	2,298	2,110	2,045
Drug Use: E.R. Services, then Discharged	6,585	8,443	8,479
Drug Use: E.R. Services, then Admitted	9,406	9,397	6,819
Drug Use: Admitted without E.R. Services	4,943	4,598	3,925
Mental: E.R. Services, then Discharged	24,786	27,837	23,823
Mental: E.R. Services, then Admitted	32,913	30,185	18,887
Mental: Admitted without E.R. Services	16,200	15,020	11,364

Source: Missouri Department of Health and Senior Services

\*\* Hospital encounters are categorized based on ICD-10 diagnosis codes. Beginning with 2020 data, individuals with more than one encounter for a substance use or mental disorder are counted for each encounter they have during the calendar year.

## JUVENILE COURT REFERRALS

	2022	2021	2020
Child Abuse	272	417	303
Child Neglect	887	967	1,053
Child Custody Issues	229	262	230
Juvenile Violent Offenses	1,051	702	645
Juvenile Alcohol Offenses	42	20	23
Juvenile Drug Offenses	262	172	164
School Truancy	280	135	308
Absent from Home	823	605	753
Beyond Parental Control	6	24	25
Injurious Behavior	37	47	38

Source: Missouri Office of State Courts Administrator.

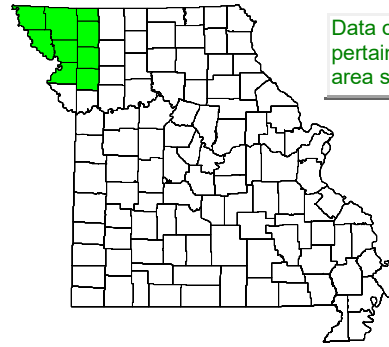
## SCHOOL REPORTS \*\*\*

	2022-23	2021-22	2020-21
Reported School Suspensions	4,338	4,742	318
Reported Substance Related Suspensions	609	641	54
Reported Violence or Weapon Suspensions	524	468	13
Enrollment Grades K-8	109,231	111,101	111,757
Enrollment Grades 9-12	50,238	50,767	50,941
Dropouts	1,479	1,512	916

Source: Missouri Department of Elementary and Secondary Education.

\*\*\* County-level data are aggregated by school district. Reported suspensions and dropouts fewer than 5 in a district are suppressed and represented as zero in the county totals.

# MENTAL HEALTH S.A. 1



Data on this page pertain to the map area shaded green.

## DEMOGRAPHICS

	2022	2021	2020
Population Estimate	171,900	173,220	173,966
Median Household Income			
Poverty Estimate, Individuals of All Ages	24,854	24,782	20,408
Poverty Estimate, Children Under Age 18	6,401	6,672	5,572
Labor Force	86,361	88,252	89,560
Employed	84,314	85,003	85,320
Unemployed	2,047	3,249	4,240
Unemployment Rate	2.4%	3.7%	4.7%

## BIRTHS AND DEATHS

	2022	2021	2020
Resident Births	1,885	1,888	1,991
Resident Deaths	2,155	2,170	2,325
Suicide	25	29	41
Homicide	6	11	11
Alcohol Induced Deaths	27	33	16
Drug Induced Deaths	55	44	38
Smoking Attributable Deaths	336	360	327

Source: Missouri Department of Health and Senior Services

## IMPAIRED DRIVING

	2022	2021	2020
Alcohol Involved Fatal Crashes	8	8	4
Alcohol Involved Injury Crashes	60	76	81
Alcohol Involved Property Damage Crashes	100	115	94
Killed in Alcohol Involved Crashes	8	8	5
Injured in Alcohol Involved Crashes	84	104	121
Drug Involved Fatal Crashes	5	4	1
Drug Involved Injury Crashes	20	27	31
Drug Involved Property Damage Crashes	12	33	22
Killed in Drug Involved Crashes	5	4	1
Injured in Drug Involved Crashes	32	48	41

Source: Missouri Department of Public Safety, Missouri State Highway Patrol.

## POLICE REPORTS

	2022	2021	2020
DUI Arrests, DWI Tracking System	796	791	743
Liquor Law Arrests	147	170	113
Drug Arrests	658	542	540
Violent Offenses	696	639	561
Domestic Violence Reports	1,156	1,359	2,866
Property Offenses	3,980	4,109	4,875

Source: Missouri Department of Public Safety, Missouri State Highway Patrol.

## CRIMINAL JUSTICE

	FY 2023	FY 2022	FY 2021
Treatment Court Participants	271	279	291
Drug Conviction: Probation	116	187	149
Drug Conviction: Prison	145	194	201
Drug Conviction: Parole	240	271	265
DWI Conviction: Probation	29	27	22
DWI Conviction: Prison	8	16	19
DWI Conviction: Parole	9	24	21

Sources: Missouri Office of State Courts Administrator; Missouri Department of Corrections.

## JUVENILE PLACEMENTS \*

	2022	2021	2020
Total Out-of-Home Placements	149	165	164
Parental Alcohol Use Reported	11	7	7
Parental Drug Use Reported	47	68	71
Parental Use of Both Alcohol and Drugs Reported	2	3	3

Source: Missouri Department of Social Services, Children's Division

\* The Children's Division reports do not encompass all reasons for a removal from home but document adverse conditions. Multiple factors are often considered when a child is placed out of the home. Removals involving parental substance use conditions are included in this profile. Some 2022 data are not fully compatible with prior years' data due to category changes.

## HOSPITAL / EMERGENCY ROOM \*\*

Principal Disorder	2021	2020	2019
Alcohol Use: E.R. Services, then Discharged	482	488	300
Alcohol Use: E.R. Services, then Admitted	180	145	96
Alcohol Use: Admitted without E.R. Services	42	71	29
Drug Use: E.R. Services, then Discharged	367	283	260
Drug Use: E.R. Services, then Admitted	204	189	124
Drug Use: Admitted without E.R. Services	34	34	29
Mental: E.R. Services, then Discharged	1,472	1,310	1,155
Mental: E.R. Services, then Admitted	1,151	1,307	898
Mental: Admitted without E.R. Services	772	730	539

## HOSPITAL / EMERGENCY ROOM

Secondary Disorder	2021	2020	2019
Alcohol Use: E.R. Services, then Discharged	667	646	464
Alcohol Use: E.R. Services, then Admitted	942	935	537
Alcohol Use: Admitted without E.R. Services	282	258	219
Drug Use: E.R. Services, then Discharged	1,304	1,263	1,281
Drug Use: E.R. Services, then Admitted	1,459	1,430	833
Drug Use: Admitted without E.R. Services	517	437	417
Mental: E.R. Services, then Discharged	10,958	9,631	6,357
Mental: E.R. Services, then Admitted	4,122	4,178	2,263
Mental: Admitted without E.R. Services	2,402	2,233	1,557

Source: Missouri Department of Health and Senior Services

\*\* Hospital encounters are categorized based on ICD-10 diagnosis codes. Beginning with 2020 data, individuals with more than one encounter for a substance use or mental disorder are counted for each encounter they have during the calendar year.

## JUVENILE COURT REFERRALS

	2022	2021	2020
Child Abuse	116	129	111
Child Neglect	307	311	381
Child Custody Issues	2	5	0
Juvenile Violent Offenses	142	124	113
Juvenile Alcohol Offenses	10	27	5
Juvenile Drug Offenses	32	22	11
School Truancy	319	288	194
Absent from Home	91	160	179
Beyond Parental Control	168	182	168
Injurious Behavior	296	208	94

Source: Missouri Office of State Courts Administrator.

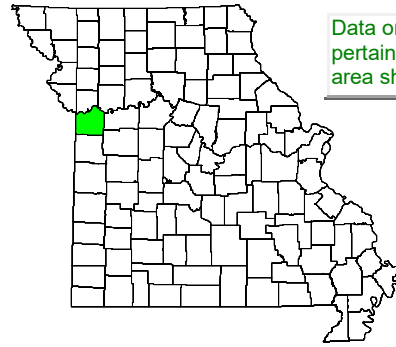
## SCHOOL REPORTS \*\*\*

	2022-23	2021-22	2020-21
Reported School Suspensions	331	274	102
Reported Substance Related Suspensions	157	66	34
Reported Violence or Weapon Suspensions	17	0	0
Enrollment Grades K-8	16,680	16,781	16,758
Enrollment Grades 9-12	7,584	7,545	7,513
Dropouts	120	219	266

Source: Missouri Department of Elementary and Secondary Education.

\*\*\* County-level data are aggregated by school district. Reported suspensions and dropouts fewer than 5 in a district are suppressed and represented as zero in the county totals.

# MENTAL HEALTH S.A. 2-5



Data on this page pertain to the map area shaded green.

## DEMOGRAPHICS

	2022	2021	2020
Population Estimate	716,531	717,616	717,572
Median Household Income			
Poverty Estimate, Individuals of All Ages	105,642	92,796	86,479
Poverty Estimate, Children Under Age 18	31,620	28,284	26,612
Labor Force	360,551	359,763	360,213
Employed	350,264	340,103	334,471
Unemployed	10,287	19,660	25,742
Unemployment Rate	2.9%	5.5%	7.1%

## BIRTHS AND DEATHS

	2022	2021	2020
Resident Births	8,558	8,348	8,789
Resident Deaths	7,661	7,850	7,537
Suicide	163	161	137
Homicide	196	186	178
Alcohol Induced Deaths	142	143	149
Drug Induced Deaths	320	253	181
Smoking Attributable Deaths	929	947	967

Source: Missouri Department of Health and Senior Services

## IMPAIRED DRIVING

	2022	2021	2020
Alcohol Involved Fatal Crashes	7	10	26
Alcohol Involved Injury Crashes	255	337	304
Alcohol Involved Property Damage Crashes	445	456	440
Killed in Alcohol Involved Crashes	7	11	29
Injured in Alcohol Involved Crashes	374	480	468
Drug Involved Fatal Crashes	2	3	12
Drug Involved Injury Crashes	55	117	109
Drug Involved Property Damage Crashes	72	97	102
Killed in Drug Involved Crashes	2	3	14
Injured in Drug Involved Crashes	84	171	180

Source: Missouri Department of Public Safety, Missouri State Highway Patrol.

## POLICE REPORTS

	2022	2021	2020
DUI Arrests, DWI Tracking System	2,557	2,330	1,787
Liquor Law Arrests	139	126	116
Drug Arrests	2,232	1,588	1,892
Violent Offenses	9,016	8,939	9,543
Domestic Violence Reports	7,611	7,752	16,371
Property Offenses	34,750	30,960	32,876

Source: Missouri Department of Public Safety, Missouri State Highway Patrol.

## CRIMINAL JUSTICE

	FY 2023	FY 2022	FY 2021
Treatment Court Participants	1,335	1,534	1,615
Drug Conviction: Probation	90	188	278
Drug Conviction: Prison	36	46	41
Drug Conviction: Parole	66	60	80
DWI Conviction: Probation	62	46	55
DWI Conviction: Prison	15	16	17
DWI Conviction: Parole	5	10	18

Sources: Missouri Office of State Courts Administrator; Missouri Department of Corrections.

## JUVENILE PLACEMENTS \*

	2022	2021	2020
Total Out-of-Home Placements	587	681	750
Parental Alcohol Use Reported	21	20	33
Parental Drug Use Reported	207	340	337
Parental Use of Both Alcohol and Drugs Reported	7	10	16

Source: Missouri Department of Social Services, Children's Division

\* The Children's Division reports do not encompass all reasons for a removal from home but document adverse conditions. Multiple factors are often considered when a child is placed out of the home. Removals involving parental substance use conditions are included in this profile. Some 2022 data are not fully compatible with prior years' data due to category changes.

## HOSPITAL / EMERGENCY ROOM \*\*

Principal Disorder	2021	2020	2019
Alcohol Use: E.R. Services, then Discharged	4,536	4,501	2,848
Alcohol Use: E.R. Services, then Admitted	555	494	320
Alcohol Use: Admitted without E.R. Services	1,272	1,252	730
Drug Use: E.R. Services, then Discharged	3,338	3,100	2,603
Drug Use: E.R. Services, then Admitted	185	99	106
Drug Use: Admitted without E.R. Services	777	741	579
Mental: E.R. Services, then Discharged	9,688	8,320	5,396
Mental: E.R. Services, then Admitted	741	267	240
Mental: Admitted without E.R. Services	6,502	7,685	5,101

## HOSPITAL / EMERGENCY ROOM

Secondary Disorder	2021	2020	2019
Alcohol Use: E.R. Services, then Discharged	2,430	2,833	2,717
Alcohol Use: E.R. Services, then Admitted	1,774	1,632	1,322
Alcohol Use: Admitted without E.R. Services	3,648	3,926	2,959
Drug Use: E.R. Services, then Discharged	4,473	4,379	3,495
Drug Use: E.R. Services, then Admitted	3,232	2,552	2,260
Drug Use: Admitted without E.R. Services	6,436	7,007	5,372
Mental: E.R. Services, then Discharged	12,328	15,800	13,896
Mental: E.R. Services, then Admitted	8,699	8,754	5,600
Mental: Admitted without E.R. Services	16,889	16,386	11,326

Source: Missouri Department of Health and Senior Services

\*\* Hospital encounters are categorized based on ICD-10 diagnosis codes. Beginning with 2020 data, individuals with more than one encounter for a substance use or mental disorder are counted for each encounter they have during the calendar year.

## JUVENILE COURT REFERRALS

	2022	2021	2020
Child Abuse	183	257	285
Child Neglect	617	827	874
Child Custody Issues	246	191	259
Juvenile Violent Offenses	412	377	305
Juvenile Alcohol Offenses	4	2	1
Juvenile Drug Offenses	56	63	28
School Truancy	8	10	0
Absent from Home	11	39	31
Beyond Parental Control	10	2	4
Injurious Behavior	12	26	14

Source: Missouri Office of State Courts Administrator.

## SCHOOL REPORTS \*\*\*

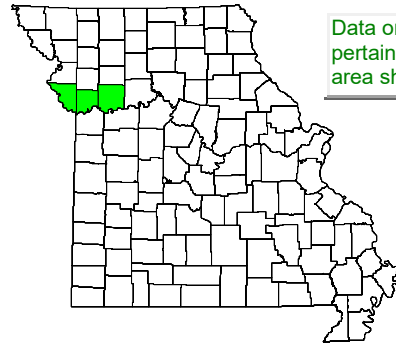
	2022-23	2021-22	2020-21
Reported School Suspensions	1,900	1,699	221
Reported Substance Related Suspensions	406	341	74
Reported Violence or Weapon Suspensions	195	181	12
Enrollment Grades K-8	71,116	71,795	72,209
Enrollment Grades 9-12	31,381	31,118	30,519
Dropouts	952	1,104	579

Source: Missouri Department of Elementary and Secondary Education.

\*\*\* County-level data are aggregated by school district. Reported suspensions and dropouts fewer than 5 in a district are suppressed and represented as zero in the county totals.



# MENTAL HEALTH S.A. 6



Data on this page pertain to the map area shaded green.

## DEMOGRAPHICS

	2022	2021	2020
Population Estimate	390,674	387,641	384,409
Median Household Income			
Poverty Estimate, Individuals of All Ages	31,387	30,295	27,264
Poverty Estimate, Children Under Age 18	8,275	8,854	7,414
Labor Force	209,888	208,811	205,992
Employed	204,756	198,879	193,682
Unemployed	5,132	9,932	12,310
Unemployment Rate	2.4%	4.8%	6.0%

## BIRTHS AND DEATHS

	2022	2021	2020
Resident Births	4,404	4,435	4,437
Resident Deaths	3,522	3,506	3,433
Suicide	66	67	63
Homicide	19	17	17
Alcohol Induced Deaths	49	55	47
Drug Induced Deaths	93	86	71
Smoking Attributable Deaths	443	422	458

Source: Missouri Department of Health and Senior Services

## IMPAIRED DRIVING

	2022	2021	2020
Alcohol Involved Fatal Crashes	6	4	3
Alcohol Involved Injury Crashes	107	99	114
Alcohol Involved Property Damage Crashes	177	208	168
Killed in Alcohol Involved Crashes	6	4	3
Injured in Alcohol Involved Crashes	149	129	143
Drug Involved Fatal Crashes	2	2	4
Drug Involved Injury Crashes	27	19	26
Drug Involved Property Damage Crashes	22	34	38
Killed in Drug Involved Crashes	2	2	4
Injured in Drug Involved Crashes	35	26	37

Source: Missouri Department of Public Safety, Missouri State Highway Patrol.

## POLICE REPORTS

	2022	2021	2020
DUI Arrests, DWI Tracking System	1,705	1,461	1,170
Liquor Law Arrests	23	47	20
Drug Arrests	1,122	770	948
Violent Offenses	499	536	571
Domestic Violence Reports	895	952	1,756
Property Offenses	3,841	2,899	3,648

Source: Missouri Department of Public Safety, Missouri State Highway Patrol.

## CRIMINAL JUSTICE

	FY 2023	FY 2022	FY 2021
Treatment Court Participants	226	189	166
Drug Conviction: Probation	281	289	223
Drug Conviction: Prison	120	160	156
Drug Conviction: Parole	203	214	269
DWI Conviction: Probation	41	51	43
DWI Conviction: Prison	17	22	25
DWI Conviction: Parole	27	24	39

Sources: Missouri Office of State Courts Administrator; Missouri Department of Corrections.

## JUVENILE PLACEMENTS \*

	2022	2021	2020
Total Out-of-Home Placements	114	106	92
Parental Alcohol Use Reported	6	16	7
Parental Drug Use Reported	56	41	35
Parental Use of Both Alcohol and Drugs Reported	2	5	6

Source: Missouri Department of Social Services, Children's Division

\* The Children's Division reports do not encompass all reasons for a removal from home but document adverse conditions. Multiple factors are often considered when a child is placed out of the home. Removals involving parental substance use conditions are included in this profile. Some 2022 data are not fully compatible with prior years' data due to category changes.

## HOSPITAL / EMERGENCY ROOM \*\*

Principal Disorder	2021	2020	2019
Alcohol Use: E.R. Services, then Discharged	1,106	1,139	816
Alcohol Use: E.R. Services, then Admitted	60	79	42
Alcohol Use: Admitted without E.R. Services	498	499	300
Drug Use: E.R. Services, then Discharged	612	588	525
Drug Use: E.R. Services, then Admitted	19	16	22
Drug Use: Admitted without E.R. Services	168	145	148
Mental: E.R. Services, then Discharged	4,385	3,556	2,353
Mental: E.R. Services, then Admitted	104	48	54
Mental: Admitted without E.R. Services	2,990	3,217	2,316

## HOSPITAL / EMERGENCY ROOM

Secondary Disorder	2021	2020	2019
Alcohol Use: E.R. Services, then Discharged	808	889	671
Alcohol Use: E.R. Services, then Admitted	200	218	165
Alcohol Use: Admitted without E.R. Services	1,488	1,734	1,348
Drug Use: E.R. Services, then Discharged	1,283	1,361	1,155
Drug Use: E.R. Services, then Admitted	259	241	193
Drug Use: Admitted without E.R. Services	2,386	2,561	2,081
Mental: E.R. Services, then Discharged	4,732	4,472	4,079
Mental: E.R. Services, then Admitted	1,459	1,531	1,018
Mental: Admitted without E.R. Services	9,492	9,426	7,004

Source: Missouri Department of Health and Senior Services

\*\* Hospital encounters are categorized based on ICD-10 diagnosis codes. Beginning with 2020 data, individuals with more than one encounter for a substance use or mental disorder are counted for each encounter they have during the calendar year.

## JUVENILE COURT REFERRALS

	2022	2021	2020
Child Abuse	26	35	43
Child Neglect	324	367	248
Child Custody Issues	13	17	13
Juvenile Violent Offenses	228	184	161
Juvenile Alcohol Offenses	19	20	9
Juvenile Drug Offenses	135	66	57
School Truancy	45	28	40
Absent from Home	21	35	39
Beyond Parental Control	15	17	16
Injurious Behavior	80	49	79

Source: Missouri Office of State Courts Administrator.

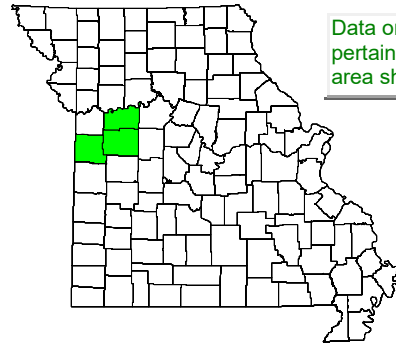
## SCHOOL REPORTS \*\*\*

	2022-23	2021-22	2020-21
Reported School Suspensions	589	601	148
Reported Substance Related Suspensions	158	224	63
Reported Violence or Weapon Suspensions	29	29	0
Enrollment Grades K-8	41,365	41,706	41,879
Enrollment Grades 9-12	20,248	19,871	19,616
Dropouts	200	184	143

Source: Missouri Department of Elementary and Secondary Education.

\*\*\* County-level data are aggregated by school district. Reported suspensions and dropouts fewer than 5 in a district are suppressed and represented as zero in the county totals.

# MENTAL HEALTH S.A. 7



Data on this page pertain to the map area shaded green.

## DEMOGRAPHICS

	2022	2021	2020
Population Estimate	197,723	196,753	195,225
Median Household Income			
Poverty Estimate, Individuals of All Ages	19,481	17,160	15,987
Poverty Estimate, Children Under Age 18	5,028	5,090	4,720
Labor Force	94,580	94,146	93,769
Employed	92,221	90,301	88,710
Unemployed	2,359	3,845	5,059
Unemployment Rate	2.5%	4.1%	5.4%

## BIRTHS AND DEATHS

	2022	2021	2020
Resident Births	2,237	2,229	2,118
Resident Deaths	2,165	2,290	2,073
Suicide	49	38	37
Homicide	11	9	15
Alcohol Induced Deaths	22	27	14
Drug Induced Deaths	38	38	25
Smoking Attributable Deaths	289	285	299

Source: Missouri Department of Health and Senior Services

## IMPAIRED DRIVING

	2022	2021	2020
Alcohol Involved Fatal Crashes	4	6	5
Alcohol Involved Injury Crashes	76	63	75
Alcohol Involved Property Damage Crashes	114	102	103
Killed in Alcohol Involved Crashes	4	7	5
Injured in Alcohol Involved Crashes	101	79	94
Drug Involved Fatal Crashes	2	3	5
Drug Involved Injury Crashes	11	14	20
Drug Involved Property Damage Crashes	21	15	19
Killed in Drug Involved Crashes	2	3	5
Injured in Drug Involved Crashes	15	23	33

Source: Missouri Department of Public Safety, Missouri State Highway Patrol.

## POLICE REPORTS

	2022	2021	2020
DUI Arrests, DWI Tracking System	768	684	575
Liquor Law Arrests	132	119	69
Drug Arrests	670	586	691
Violent Offenses	331	271	363
Domestic Violence Reports	861	734	1,738
Property Offenses	2,477	2,199	2,873

Source: Missouri Department of Public Safety, Missouri State Highway Patrol.

## CRIMINAL JUSTICE

	FY 2023	FY 2022	FY 2021
Treatment Court Participants	154	149	132
Drug Conviction: Probation	208	281	277
Drug Conviction: Prison	151	190	167
Drug Conviction: Parole	182	175	174
DWI Conviction: Probation	33	26	17
DWI Conviction: Prison	4	17	10
DWI Conviction: Parole	6	12	8

Sources: Missouri Office of State Courts Administrator; Missouri Department of Corrections.

## JUVENILE PLACEMENTS \*

	2022	2021	2020
Total Out-of-Home Placements	137	130	144
Parental Alcohol Use Reported	5	5	4
Parental Drug Use Reported	33	66	47
Parental Use of Both Alcohol and Drugs Reported	2	2	0

Source: Missouri Department of Social Services, Children's Division

\* The Children's Division reports do not encompass all reasons for a removal from home but document adverse conditions. Multiple factors are often considered when a child is placed out of the home. Removals involving parental substance use conditions are included in this profile. Some 2022 data are not fully compatible with prior years' data due to category changes.

## HOSPITAL / EMERGENCY ROOM \*\*

Principal Disorder	2021	2020	2019
Alcohol Use: E.R. Services, then Discharged	427	388	295
Alcohol Use: E.R. Services, then Admitted	122	124	90
Alcohol Use: Admitted without E.R. Services	173	155	113
Drug Use: E.R. Services, then Discharged	288	272	254
Drug Use: E.R. Services, then Admitted	30	26	23
Drug Use: Admitted without E.R. Services	84	67	56
Mental: E.R. Services, then Discharged	1,876	1,624	1,248
Mental: E.R. Services, then Admitted	129	73	64
Mental: Admitted without E.R. Services	1,368	1,417	1,046

## HOSPITAL / EMERGENCY ROOM

Secondary Disorder	2021	2020	2019
Alcohol Use: E.R. Services, then Discharged	434	460	472
Alcohol Use: E.R. Services, then Admitted	334	312	256
Alcohol Use: Admitted without E.R. Services	550	595	464
Drug Use: E.R. Services, then Discharged	548	571	534
Drug Use: E.R. Services, then Admitted	428	338	378
Drug Use: Admitted without E.R. Services	932	894	792
Mental: E.R. Services, then Discharged	2,413	4,146	3,780
Mental: E.R. Services, then Admitted	2,376	2,204	1,320
Mental: Admitted without E.R. Services	3,964	3,786	2,829

Source: Missouri Department of Health and Senior Services

\*\* Hospital encounters are categorized based on ICD-10 diagnosis codes. Beginning with 2020 data, individuals with more than one encounter for a substance use or mental disorder are counted for each encounter they have during the calendar year.

## JUVENILE COURT REFERRALS

	2022	2021	2020
Child Abuse	6	7	22
Child Neglect	335	374	403
Child Custody Issues	69	66	44
Juvenile Violent Offenses	287	244	174
Juvenile Alcohol Offenses	18	13	5
Juvenile Drug Offenses	120	70	50
School Truancy	95	97	82
Absent from Home	124	147	78
Beyond Parental Control	148	132	119
Injurious Behavior	307	200	236

Source: Missouri Office of State Courts Administrator.

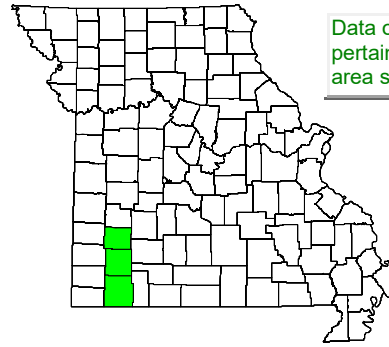
## SCHOOL REPORTS \*\*\*

	2022-23	2021-22	2020-21
Reported School Suspensions	462	365	126
Reported Substance Related Suspensions	155	118	30
Reported Violence or Weapon Suspensions	17	28	0
Enrollment Grades K-8	19,816	19,917	19,886
Enrollment Grades 9-12	9,505	9,420	9,307
Dropouts	139	155	132

Source: Missouri Department of Elementary and Secondary Education.

\*\*\* County-level data are aggregated by school district. Reported suspensions and dropouts fewer than 5 in a district are suppressed and represented as zero in the county totals.

# MENTAL HEALTH S.A. 8A



Data on this page pertain to the map area shaded green.

## DEMOGRAPHICS

	2022	2021	2020
Population Estimate	81,269	80,601	80,105
Median Household Income			
Poverty Estimate, Individuals of All Ages	12,173	13,155	12,430
Poverty Estimate, Children Under Age 18	3,859	4,540	4,252
Labor Force	34,699	36,095	36,924
Employed	33,819	34,585	34,677
Unemployed	880	1,510	2,247
Unemployment Rate	2.5%	4.2%	6.1%

## BIRTHS AND DEATHS

	2022	2021	2020
Resident Births	986	937	972
Resident Deaths	1,187	1,200	1,204
Suicide	16	15	16
Homicide	4	2	1
Alcohol Induced Deaths	11	18	12
Drug Induced Deaths	13	15	16
Smoking Attributable Deaths	190	175	183

Source: Missouri Department of Health and Senior Services

## IMPAIRED DRIVING

	2022	2021	2020
Alcohol Involved Fatal Crashes	3	1	5
Alcohol Involved Injury Crashes	39	34	37
Alcohol Involved Property Damage Crashes	43	45	46
Killed in Alcohol Involved Crashes	3	1	6
Injured in Alcohol Involved Crashes	52	41	62
Drug Involved Fatal Crashes	1	2	5
Drug Involved Injury Crashes	11	8	9
Drug Involved Property Damage Crashes	6	20	10
Killed in Drug Involved Crashes	1	2	5
Injured in Drug Involved Crashes	14	10	20

Source: Missouri Department of Public Safety, Missouri State Highway Patrol.

## POLICE REPORTS

	2022	2021	2020
DUI Arrests, DWI Tracking System	416	355	288
Liquor Law Arrests	12	8	1
Drug Arrests	288	171	262
Violent Offenses	221	340	229
Domestic Violence Reports	495	617	705
Property Offenses	1,273	1,491	1,728

Source: Missouri Department of Public Safety, Missouri State Highway Patrol.

## CRIMINAL JUSTICE

	FY 2023	FY 2022	FY 2021
Treatment Court Participants	129	141	146
Drug Conviction: Probation	164	136	107
Drug Conviction: Prison	76	71	77
Drug Conviction: Parole	73	81	92
DWI Conviction: Probation	22	20	13
DWI Conviction: Prison	8	9	4
DWI Conviction: Parole	7	7	6

Sources: Missouri Office of State Courts Administrator; Missouri Department of Corrections.

## JUVENILE PLACEMENTS \*

	2022	2021	2020
Total Out-of-Home Placements	116	136	148
Parental Alcohol Use Reported	3	12	11
Parental Drug Use Reported	49	64	62
Parental Use of Both Alcohol and Drugs Reported	1	8	7

Source: Missouri Department of Social Services, Children's Division

\* The Children's Division reports do not encompass all reasons for a removal from home but document adverse conditions. Multiple factors are often considered when a child is placed out of the home. Removals involving parental substance use conditions are included in this profile. Some 2022 data are not fully compatible with prior years' data due to category changes.

## HOSPITAL / EMERGENCY ROOM \*\*

Principal Disorder	2021	2020	2019
Alcohol Use: E.R. Services, then Discharged	218	203	178
Alcohol Use: E.R. Services, then Admitted	89	84	67
Alcohol Use: Admitted without E.R. Services	40	43	30
Drug Use: E.R. Services, then Discharged	204	190	189
Drug Use: E.R. Services, then Admitted	46	60	46
Drug Use: Admitted without E.R. Services	26	41	30
Mental: E.R. Services, then Discharged	587	570	565
Mental: E.R. Services, then Admitted	270	288	228
Mental: Admitted without E.R. Services	345	316	203

## HOSPITAL / EMERGENCY ROOM

Secondary Disorder	2021	2020	2019
Alcohol Use: E.R. Services, then Discharged	260	196	140
Alcohol Use: E.R. Services, then Admitted	278	247	182
Alcohol Use: Admitted without E.R. Services	192	140	136
Drug Use: E.R. Services, then Discharged	475	266	200
Drug Use: E.R. Services, then Admitted	413	354	286
Drug Use: Admitted without E.R. Services	315	292	204
Mental: E.R. Services, then Discharged	4,757	2,378	903
Mental: E.R. Services, then Admitted	1,419	1,385	964
Mental: Admitted without E.R. Services	1,105	1,118	892

Source: Missouri Department of Health and Senior Services

\*\* Hospital encounters are categorized based on ICD-10 diagnosis codes. Beginning with 2020 data, individuals with more than one encounter for a substance use or mental disorder are counted for each encounter they have during the calendar year.

## JUVENILE COURT REFERRALS

	2022	2021	2020
Child Abuse	10	11	49
Child Neglect	186	321	189
Child Custody Issues	104	151	133
Juvenile Violent Offenses	85	110	53
Juvenile Alcohol Offenses	14	0	2
Juvenile Drug Offenses	43	31	7
School Truancy	11	4	11
Absent from Home	43	44	60
Beyond Parental Control	25	42	32
Injurious Behavior	115	41	53

Source: Missouri Office of State Courts Administrator.

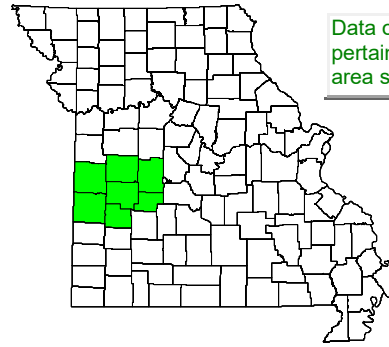
## SCHOOL REPORTS \*\*\*

	2022-23	2021-22	2020-21
Reported School Suspensions	145	117	64
Reported Substance Related Suspensions	36	19	8
Reported Violence or Weapon Suspensions	0	0	0
Enrollment Grades K-8	8,581	8,661	8,536
Enrollment Grades 9-12	4,115	4,048	3,964
Dropouts	18	34	43

Source: Missouri Department of Elementary and Secondary Education.

\*\*\* County-level data are aggregated by school district. Reported suspensions and dropouts fewer than 5 in a district are suppressed and represented as zero in the county totals.

# MENTAL HEALTH S.A. 8B



Data on this page pertain to the map area shaded green.

## DEMOGRAPHICS

	2022	2021	2020
Population Estimate	111,297	110,342	108,974
Median Household Income			
Poverty Estimate, Individuals of All Ages	17,929	17,898	17,739
Poverty Estimate, Children Under Age 18	5,454	5,684	5,463
Labor Force	47,512	48,048	47,383
Employed	46,180	46,045	44,790
Unemployed	1,332	2,003	2,593
Unemployment Rate	2.8%	4.2%	5.5%

## BIRTHS AND DEATHS

	2022	2021	2020
Resident Births	1,224	1,246	1,234
Resident Deaths	1,855	1,876	1,749
Suicide	26	30	19
Homicide	4	3	7
Alcohol Induced Deaths	20	18	18
Drug Induced Deaths	27	25	16
Smoking Attributable Deaths	282	287	277

Source: Missouri Department of Health and Senior Services

## IMPAIRED DRIVING

	2022	2021	2020
Alcohol Involved Fatal Crashes	3	6	1
Alcohol Involved Injury Crashes	47	34	38
Alcohol Involved Property Damage Crashes	55	49	47
Killed in Alcohol Involved Crashes	3	6	1
Injured in Alcohol Involved Crashes	61	47	48
Drug Involved Fatal Crashes	1	3	1
Drug Involved Injury Crashes	5	7	5
Drug Involved Property Damage Crashes	5	6	15
Killed in Drug Involved Crashes	1	3	1
Injured in Drug Involved Crashes	8	13	5

Source: Missouri Department of Public Safety, Missouri State Highway Patrol.

## POLICE REPORTS

	2022	2021	2020
DUI Arrests, DWI Tracking System	345	344	351
Liquor Law Arrests	24	25	3
Drug Arrests	379	263	315
Violent Offenses	418	505	404
Domestic Violence Reports	528	608	754
Property Offenses	1,553	1,943	1,763

Source: Missouri Department of Public Safety, Missouri State Highway Patrol.

## CRIMINAL JUSTICE

	FY 2023	FY 2022	FY 2021
Treatment Court Participants	67	70	79
Drug Conviction: Probation	167	172	141
Drug Conviction: Prison	88	121	114
Drug Conviction: Parole	112	126	138
DWI Conviction: Probation	9	16	18
DWI Conviction: Prison	2	10	5
DWI Conviction: Parole	6	11	3

Sources: Missouri Office of State Courts Administrator; Missouri Department of Corrections.

## JUVENILE PLACEMENTS \*

	2022	2021	2020
Total Out-of-Home Placements	120	152	109
Parental Alcohol Use Reported	7	5	7
Parental Drug Use Reported	41	74	47
Parental Use of Both Alcohol and Drugs Reported	0	3	1

Source: Missouri Department of Social Services, Children's Division

\* The Children's Division reports do not encompass all reasons for a removal from home but document adverse conditions. Multiple factors are often considered when a child is placed out of the home. Removals involving parental substance use conditions are included in this profile. Some 2022 data are not fully compatible with prior years' data due to category changes.

## HOSPITAL / EMERGENCY ROOM \*\*

Principal Disorder	2021	2020	2019
Alcohol Use: E.R. Services, then Discharged	238	255	228
Alcohol Use: E.R. Services, then Admitted	30	33	24
Alcohol Use: Admitted without E.R. Services	86	110	92
Drug Use: E.R. Services, then Discharged	190	150	187
Drug Use: E.R. Services, then Admitted	15	16	21
Drug Use: Admitted without E.R. Services	59	37	40
Mental: E.R. Services, then Discharged	987	928	908
Mental: E.R. Services, then Admitted	94	144	170
Mental: Admitted without E.R. Services	1,016	989	616

## HOSPITAL / EMERGENCY ROOM

Secondary Disorder	2021	2020	2019
Alcohol Use: E.R. Services, then Discharged	495	590	389
Alcohol Use: E.R. Services, then Admitted	97	103	98
Alcohol Use: Admitted without E.R. Services	460	494	388
Drug Use: E.R. Services, then Discharged	1,038	856	483
Drug Use: E.R. Services, then Admitted	149	159	171
Drug Use: Admitted without E.R. Services	713	670	581
Mental: E.R. Services, then Discharged	3,855	3,677	2,922
Mental: E.R. Services, then Admitted	490	545	366
Mental: Admitted without E.R. Services	3,271	3,545	2,393

Source: Missouri Department of Health and Senior Services

\*\* Hospital encounters are categorized based on ICD-10 diagnosis codes. Beginning with 2020 data, individuals with more than one encounter for a substance use or mental disorder are counted for each encounter they have during the calendar year.

## JUVENILE COURT REFERRALS

	2022	2021	2020
Child Abuse	54	93	87
Child Neglect	423	401	354
Child Custody Issues	21	26	25
Juvenile Violent Offenses	138	145	115
Juvenile Alcohol Offenses	29	8	20
Juvenile Drug Offenses	43	40	29
School Truancy	119	90	68
Absent from Home	72	62	79
Beyond Parental Control	107	121	78
Injurious Behavior	133	143	96

Source: Missouri Office of State Courts Administrator.

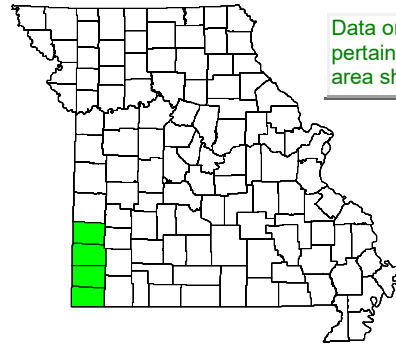
## SCHOOL REPORTS \*\*\*

	2022-23	2021-22	2020-21
Reported School Suspensions	188	192	119
Reported Substance Related Suspensions	60	48	22
Reported Violence or Weapon Suspensions	13	22	6
Enrollment Grades K-8	10,386	10,399	10,203
Enrollment Grades 9-12	4,977	5,015	4,826
Dropouts	36	54	54

Source: Missouri Department of Elementary and Secondary Education.

\*\*\* County-level data are aggregated by school district. Reported suspensions and dropouts fewer than 5 in a district are suppressed and represented as zero in the county totals.

# MENTAL HEALTH S.A. 9



Data on this page pertain to the map area shaded green.

## DEMOGRAPHICS

	2022	2021	2020
Population Estimate	219,368	217,839	216,456
Median Household Income			
Poverty Estimate, Individuals of All Ages	36,148	34,970	31,989
Poverty Estimate, Children Under Age 18	11,826	10,715	9,874
Labor Force	99,989	99,796	98,651
Employed	97,625	96,047	93,130
Unemployed	2,364	3,749	5,521
Unemployment Rate	2.4%	3.8%	5.6%

## BIRTHS AND DEATHS

	2022	2021	2020
Resident Births	2,775	2,719	2,629
Resident Deaths	2,755	2,835	2,715
Suicide	39	45	32
Homicide	13	13	13
Alcohol Induced Deaths	25	34	20
Drug Induced Deaths	46	45	42
Smoking Attributable Deaths	456	428	445

Source: Missouri Department of Health and Senior Services

## IMPAIRED DRIVING

	2022	2021	2020
Alcohol Involved Fatal Crashes	7	8	6
Alcohol Involved Injury Crashes	96	74	89
Alcohol Involved Property Damage Crashes	141	114	134
Killed in Alcohol Involved Crashes	9	9	6
Injured in Alcohol Involved Crashes	130	105	120
Drug Involved Fatal Crashes	2	6	3
Drug Involved Injury Crashes	15	24	26
Drug Involved Property Damage Crashes	25	34	33
Killed in Drug Involved Crashes	4	8	3
Injured in Drug Involved Crashes	24	42	39

Source: Missouri Department of Public Safety, Missouri State Highway Patrol.

## POLICE REPORTS

	2022	2021	2020
DUI Arrests, DWI Tracking System	1,215	1,200	1,142
Liquor Law Arrests	70	58	28
Drug Arrests	1,315	590	756
Violent Offenses	735	799	716
Domestic Violence Reports	1,354	1,464	3,266
Property Offenses	6,371	6,691	6,411

Source: Missouri Department of Public Safety, Missouri State Highway Patrol.

## CRIMINAL JUSTICE

	FY 2023	FY 2022	FY 2021
Treatment Court Participants	309	301	265
Drug Conviction: Probation	172	190	127
Drug Conviction: Prison	64	71	64
Drug Conviction: Parole	102	93	123
DWI Conviction: Probation	42	59	50
DWI Conviction: Prison	15	18	21
DWI Conviction: Parole	28	24	29

Sources: Missouri Office of State Courts Administrator; Missouri Department of Corrections.

## JUVENILE PLACEMENTS \*

	2022	2021	2020
Total Out-of-Home Placements	431	426	399
Parental Alcohol Use Reported	29	20	38
Parental Drug Use Reported	210	210	191
Parental Use of Both Alcohol and Drugs Reported	13	10	14

Source: Missouri Department of Social Services, Children's Division

\* The Children's Division reports do not encompass all reasons for a removal from home but document adverse conditions. Multiple factors are often considered when a child is placed out of the home. Removals involving parental substance use conditions are included in this profile. Some 2022 data are not fully compatible with prior years' data due to category changes.

## HOSPITAL / EMERGENCY ROOM \*\*

Principal Disorder	2021	2020	2019
Alcohol Use: E.R. Services, then Discharged	565	713	512
Alcohol Use: E.R. Services, then Admitted	370	412	269
Alcohol Use: Admitted without E.R. Services	124	148	115
Drug Use: E.R. Services, then Discharged	488	625	494
Drug Use: E.R. Services, then Admitted	386	382	297
Drug Use: Admitted without E.R. Services	150	135	125
Mental: E.R. Services, then Discharged	1,152	1,121	1,117
Mental: E.R. Services, then Admitted	1,393	1,346	1,069
Mental: Admitted without E.R. Services	1,244	1,146	892

## HOSPITAL / EMERGENCY ROOM

Secondary Disorder	2021	2020	2019
Alcohol Use: E.R. Services, then Discharged	475	452	393
Alcohol Use: E.R. Services, then Admitted	997	938	688
Alcohol Use: Admitted without E.R. Services	451	521	391
Drug Use: E.R. Services, then Discharged	788	761	719
Drug Use: E.R. Services, then Admitted	1,541	1,419	968
Drug Use: Admitted without E.R. Services	845	819	630
Mental: E.R. Services, then Discharged	6,063	5,615	3,827
Mental: E.R. Services, then Admitted	4,567	4,324	2,837
Mental: Admitted without E.R. Services	3,257	3,430	2,357

Source: Missouri Department of Health and Senior Services

\*\* Hospital encounters are categorized based on ICD-10 diagnosis codes. Beginning with 2020 data, individuals with more than one encounter for a substance use or mental disorder are counted for each encounter they have during the calendar year.

## JUVENILE COURT REFERRALS

	2022	2021	2020
Child Abuse	35	29	28
Child Neglect	425	536	417
Child Custody Issues	5	2	5
Juvenile Violent Offenses	152	161	109
Juvenile Alcohol Offenses	32	15	41
Juvenile Drug Offenses	104	54	39
School Truancy	62	80	125
Absent from Home	77	69	72
Beyond Parental Control	92	63	63
Injurious Behavior	99	95	73

Source: Missouri Office of State Courts Administrator.

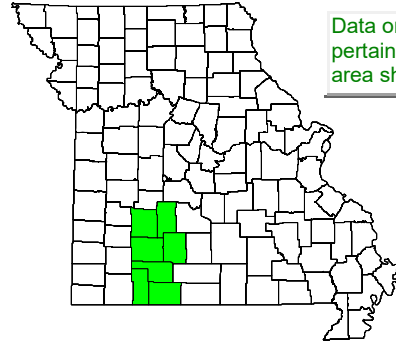
## SCHOOL REPORTS \*\*\*

	2022-23	2021-22	2020-21
Reported School Suspensions	503	484	237
Reported Substance Related Suspensions	159	143	33
Reported Violence or Weapon Suspensions	37	18	0
Enrollment Grades K-8	23,898	24,085	23,708
Enrollment Grades 9-12	10,861	10,786	10,572
Dropouts	230	216	339

Source: Missouri Department of Elementary and Secondary Education.

\*\*\* County-level data are aggregated by school district. Reported suspensions and dropouts fewer than 5 in a district are suppressed and represented as zero in the county totals.

# MENTAL HEALTH S.A. 10



Data on this page pertain to the map area shaded green.

## DEMOGRAPHICS

	2022	2021	2020
Population Estimate	576,018	569,638	563,603
Median Household Income			
Poverty Estimate, Individuals of All Ages	77,799	72,336	76,263
Poverty Estimate, Children Under Age 18	20,891	20,123	20,576
Labor Force	281,173	277,780	274,073
Employed	274,566	266,789	257,091
Unemployed	6,607	10,991	16,982
Unemployment Rate	2.3%	4.0%	6.2%

## BIRTHS AND DEATHS

	2022	2021	2020
Resident Births	6,361	6,395	6,237
Resident Deaths	6,700	7,060	6,604
Suicide	125	125	118
Homicide	24	42	42
Alcohol Induced Deaths	120	107	90
Drug Induced Deaths	190	217	145
Smoking Attributable Deaths	896	966	925

Source: Missouri Department of Health and Senior Services

## IMPAIRED DRIVING

	2022	2021	2020
Alcohol Involved Fatal Crashes	11	15	19
Alcohol Involved Injury Crashes	179	206	215
Alcohol Involved Property Damage Crashes	272	328	292
Killed in Alcohol Involved Crashes	12	18	22
Injured in Alcohol Involved Crashes	256	303	305
Drug Involved Fatal Crashes	4	8	4
Drug Involved Injury Crashes	53	83	81
Drug Involved Property Damage Crashes	65	98	112
Killed in Drug Involved Crashes	4	9	4
Injured in Drug Involved Crashes	66	134	120

Source: Missouri Department of Public Safety, Missouri State Highway Patrol.

## POLICE REPORTS

	2022	2021	2020
DUI Arrests, DWI Tracking System	1,741	1,800	1,674
Liquor Law Arrests	187	265	175
Drug Arrests	2,538	1,236	2,103
Violent Offenses	3,182	3,493	3,392
Domestic Violence Reports	4,396	4,353	5,376
Property Offenses	12,862	15,205	17,405

Source: Missouri Department of Public Safety, Missouri State Highway Patrol.

## CRIMINAL JUSTICE

	FY 2023	FY 2022	FY 2021
Treatment Court Participants	807	777	908
Drug Conviction: Probation	560	554	547
Drug Conviction: Prison	320	320	336
Drug Conviction: Parole	301	361	389
DWI Conviction: Probation	107	82	115
DWI Conviction: Prison	45	48	33
DWI Conviction: Parole	26	33	33

Sources: Missouri Office of State Courts Administrator; Missouri Department of Corrections.

## JUVENILE PLACEMENTS \*

	2022	2021	2020
Total Out-of-Home Placements	686	752	828
Parental Alcohol Use Reported	57	58	85
Parental Drug Use Reported	311	405	417
Parental Use of Both Alcohol and Drugs Reported	15	17	34

Source: Missouri Department of Social Services, Children's Division

\* The Children's Division reports do not encompass all reasons for a removal from home but document adverse conditions. Multiple factors are often considered when a child is placed out of the home. Removals involving parental substance use conditions are included in this profile. Some 2022 data are not fully compatible with prior years' data due to category changes.

## HOSPITAL / EMERGENCY ROOM \*\*

Principal Disorder	2021	2020	2019
Alcohol Use: E.R. Services, then Discharged	2,097	2,148	1,531
Alcohol Use: E.R. Services, then Admitted	1,053	1,254	635
Alcohol Use: Admitted without E.R. Services	126	105	120
Drug Use: E.R. Services, then Discharged	2,183	1,908	1,844
Drug Use: E.R. Services, then Admitted	273	280	247
Drug Use: Admitted without E.R. Services	175	168	208
Mental: E.R. Services, then Discharged	4,483	4,441	4,538
Mental: E.R. Services, then Admitted	3,780	4,003	2,474
Mental: Admitted without E.R. Services	2,336	2,291	1,365

## HOSPITAL / EMERGENCY ROOM

Secondary Disorder	2021	2020	2019
Alcohol Use: E.R. Services, then Discharged	1,722	1,402	988
Alcohol Use: E.R. Services, then Admitted	2,651	2,481	1,725
Alcohol Use: Admitted without E.R. Services	723	709	594
Drug Use: E.R. Services, then Discharged	3,496	2,302	1,803
Drug Use: E.R. Services, then Admitted	4,585	4,381	2,941
Drug Use: Admitted without E.R. Services	1,875	1,587	1,394
Mental: E.R. Services, then Discharged	31,095	19,140	7,889
Mental: E.R. Services, then Admitted	13,108	12,257	8,492
Mental: Admitted without E.R. Services	5,666	5,601	4,524

Source: Missouri Department of Health and Senior Services

\*\* Hospital encounters are categorized based on ICD-10 diagnosis codes. Beginning with 2020 data, individuals with more than one encounter for a substance use or mental disorder are counted for each encounter they have during the calendar year.

## JUVENILE COURT REFERRALS

	2022	2021	2020
Child Abuse	267	180	198
Child Neglect	763	917	869
Child Custody Issues	289	200	201
Juvenile Violent Offenses	560	450	399
Juvenile Alcohol Offenses	45	22	18
Juvenile Drug Offenses	159	118	103
School Truancy	35	18	22
Absent from Home	137	98	148
Beyond Parental Control	85	57	63
Injurious Behavior	698	422	469

Source: Missouri Office of State Courts Administrator.

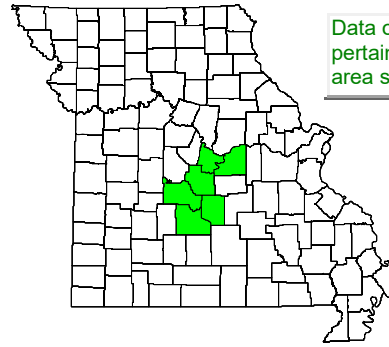
## SCHOOL REPORTS \*\*\*

	2022-23	2021-22	2020-21
Reported School Suspensions	1,601	1,029	506
Reported Substance Related Suspensions	567	362	149
Reported Violence or Weapon Suspensions	85	65	29
Enrollment Grades K-8	52,413	52,383	50,996
Enrollment Grades 9-12	24,307	23,939	23,589
Dropouts	226	255	236

Source: Missouri Department of Elementary and Secondary Education.

\*\*\* County-level data are aggregated by school district. Reported suspensions and dropouts fewer than 5 in a district are suppressed and represented as zero in the county totals.

# MENTAL HEALTH S.A. 11



Data on this page pertain to the map area shaded green.

## DEMOGRAPHICS

	2022	2021	2020
Population Estimate	249,793	248,495	247,512
Median Household Income			
Poverty Estimate, Individuals of All Ages	27,449	30,070	28,802
Poverty Estimate, Children Under Age 18	8,258	8,954	8,197
Labor Force	109,066	108,595	108,680
Employed	106,398	104,377	102,409
Unemployed	2,668	4,218	6,271
Unemployment Rate	2.4%	3.9%	5.8%

## BIRTHS AND DEATHS

	2022	2021	2020
Resident Births	2,774	2,891	2,762
Resident Deaths	2,792	2,997	2,923
Suicide	51	63	42
Homicide	11	11	13
Alcohol Induced Deaths	25	28	34
Drug Induced Deaths	61	72	66
Smoking Attributable Deaths	444	427	435

Source: Missouri Department of Health and Senior Services

## IMPAIRED DRIVING

	2022	2021	2020
Alcohol Involved Fatal Crashes	11	5	6
Alcohol Involved Injury Crashes	111	102	106
Alcohol Involved Property Damage Crashes	157	178	164
Killed in Alcohol Involved Crashes	13	6	6
Injured in Alcohol Involved Crashes	161	131	141
Drug Involved Fatal Crashes	2	5	5
Drug Involved Injury Crashes	23	23	29
Drug Involved Property Damage Crashes	28	42	41
Killed in Drug Involved Crashes	2	6	5
Injured in Drug Involved Crashes	35	32	42

Source: Missouri Department of Public Safety, Missouri State Highway Patrol.

## POLICE REPORTS

	2022	2021	2020
DUI Arrests, DWI Tracking System	1,148	1,164	873
Liquor Law Arrests	43	47	168
Drug Arrests	1,102	906	1,112
Violent Offenses	533	534	571
Domestic Violence Reports	1,008	1,007	2,553
Property Offenses	2,912	2,906	4,560

Source: Missouri Department of Public Safety, Missouri State Highway Patrol.

## CRIMINAL JUSTICE

	FY 2023	FY 2022	FY 2021
Treatment Court Participants	244	224	239
Drug Conviction: Probation	488	491	285
Drug Conviction: Prison	232	245	250
Drug Conviction: Parole	252	281	284
DWI Conviction: Probation	63	43	38
DWI Conviction: Prison	14	7	14
DWI Conviction: Parole	13	6	14

Sources: Missouri Office of State Courts Administrator; Missouri Department of Corrections.

## JUVENILE PLACEMENTS \*

	2022	2021	2020
Total Out-of-Home Placements	226	287	289
Parental Alcohol Use Reported	9	21	21
Parental Drug Use Reported	84	132	152
Parental Use of Both Alcohol and Drugs Reported	7	3	19

Source: Missouri Department of Social Services, Children's Division

\* The Children's Division reports do not encompass all reasons for a removal from home but document adverse conditions. Multiple factors are often considered when a child is placed out of the home. Removals involving parental substance use conditions are included in this profile. Some 2022 data are not fully compatible with prior years' data due to category changes.

## HOSPITAL / EMERGENCY ROOM \*\*

Principal Disorder	2021	2020	2019
Alcohol Use: E.R. Services, then Discharged	565	524	435
Alcohol Use: E.R. Services, then Admitted	124	126	105
Alcohol Use: Admitted without E.R. Services	132	96	83
Drug Use: E.R. Services, then Discharged	413	486	480
Drug Use: E.R. Services, then Admitted	58	73	67
Drug Use: Admitted without E.R. Services	78	104	66
Mental: E.R. Services, then Discharged	2,093	2,056	1,817
Mental: E.R. Services, then Admitted	806	929	705
Mental: Admitted without E.R. Services	1,315	1,302	818

## HOSPITAL / EMERGENCY ROOM

Secondary Disorder	2021	2020	2019
Alcohol Use: E.R. Services, then Discharged	732	553	528
Alcohol Use: E.R. Services, then Admitted	444	547	437
Alcohol Use: Admitted without E.R. Services	604	536	464
Drug Use: E.R. Services, then Discharged	1,119	882	685
Drug Use: E.R. Services, then Admitted	571	746	640
Drug Use: Admitted without E.R. Services	842	722	645
Mental: E.R. Services, then Discharged	7,177	7,160	4,418
Mental: E.R. Services, then Admitted	2,199	2,921	1,954
Mental: Admitted without E.R. Services	4,089	3,577	2,646

Source: Missouri Department of Health and Senior Services

\*\* Hospital encounters are categorized based on ICD-10 diagnosis codes. Beginning with 2020 data, individuals with more than one encounter for a substance use or mental disorder are counted for each encounter they have during the calendar year.

## JUVENILE COURT REFERRALS

	2022	2021	2020
Child Abuse	198	229	249
Child Neglect	378	627	498
Child Custody Issues	207	253	227
Juvenile Violent Offenses	272	148	134
Juvenile Alcohol Offenses	21	13	16
Juvenile Drug Offenses	91	64	35
School Truancy	209	196	149
Absent from Home	67	72	48
Beyond Parental Control	119	85	83
Injurious Behavior	455	364	243

Source: Missouri Office of State Courts Administrator.

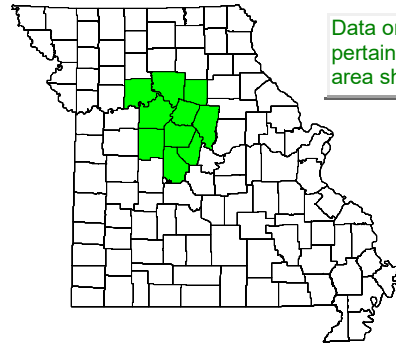
## SCHOOL REPORTS \*\*\*

	2022-23	2021-22	2020-21
Reported School Suspensions	968	727	411
Reported Substance Related Suspensions	292	135	78
Reported Violence or Weapon Suspensions	56	62	8
Enrollment Grades K-8	24,235	24,305	24,417
Enrollment Grades 9-12	11,734	11,690	11,316
Dropouts	195	203	232

Source: Missouri Department of Elementary and Secondary Education.

\*\*\* County-level data are aggregated by school district. Reported suspensions and dropouts fewer than 5 in a district are suppressed and represented as zero in the county totals.

# MENTAL HEALTH S.A. 12



Data on this page pertain to the map area shaded green.

## DEMOGRAPHICS

	2022	2021	2020
Population Estimate	358,426	356,356	353,667
Median Household Income			
Poverty Estimate, Individuals of All Ages	53,184	52,912	44,227
Poverty Estimate, Children Under Age 18	11,882	12,473	11,636
Labor Force	175,337	175,831	173,957
Employed	171,467	169,750	165,527
Unemployed	3,870	6,081	8,430
Unemployment Rate	2.2%	3.5%	4.8%

## BIRTHS AND DEATHS

	2022	2021	2020
Resident Births	4,004	3,935	3,943
Resident Deaths	3,634	3,693	3,768
Suicide	67	67	66
Homicide	19	22	19
Alcohol Induced Deaths	34	41	26
Drug Induced Deaths	87	79	60
Smoking Attributable Deaths	517	536	546

Source: Missouri Department of Health and Senior Services

## IMPAIRED DRIVING

	2022	2021	2020
Alcohol Involved Fatal Crashes	7	4	13
Alcohol Involved Injury Crashes	86	105	94
Alcohol Involved Property Damage Crashes	176	155	144
Killed in Alcohol Involved Crashes	10	4	14
Injured in Alcohol Involved Crashes	126	149	128
Drug Involved Fatal Crashes	2	6	6
Drug Involved Injury Crashes	17	20	28
Drug Involved Property Damage Crashes	26	61	32
Killed in Drug Involved Crashes	3	6	7
Injured in Drug Involved Crashes	27	27	43

Source: Missouri Department of Public Safety, Missouri State Highway Patrol.

## POLICE REPORTS

	2022	2021	2020
DUI Arrests, DWI Tracking System	1,443	1,488	1,207
Liquor Law Arrests	112	158	108
Drug Arrests	1,661	1,334	1,396
Violent Offenses	1,294	1,334	1,180
Domestic Violence Reports	2,020	2,065	2,512
Property Offenses	6,112	5,934	6,030

Source: Missouri Department of Public Safety, Missouri State Highway Patrol.

## CRIMINAL JUSTICE

	FY 2023	FY 2022	FY 2021
Treatment Court Participants	425	404	419
Drug Conviction: Probation	527	607	470
Drug Conviction: Prison	416	447	392
Drug Conviction: Parole	454	433	447
DWI Conviction: Probation	71	75	49
DWI Conviction: Prison	24	26	21
DWI Conviction: Parole	21	22	13

Sources: Missouri Office of State Courts Administrator; Missouri Department of Corrections.

## JUVENILE PLACEMENTS \*

	2022	2021	2020
Total Out-of-Home Placements	342	358	333
Parental Alcohol Use Reported	18	25	16
Parental Drug Use Reported	138	158	141
Parental Use of Both Alcohol and Drugs Reported	9	11	6

Source: Missouri Department of Social Services, Children's Division

\* The Children's Division reports do not encompass all reasons for a removal from home but document adverse conditions. Multiple factors are often considered when a child is placed out of the home. Removals involving parental substance use conditions are included in this profile. Some 2022 data are not fully compatible with prior years' data due to category changes.

## HOSPITAL / EMERGENCY ROOM \*\*

Principal Disorder	2021	2020	2019
Alcohol Use: E.R. Services, then Discharged	944	821	655
Alcohol Use: E.R. Services, then Admitted	323	391	168
Alcohol Use: Admitted without E.R. Services	173	190	94
Drug Use: E.R. Services, then Discharged	614	618	555
Drug Use: E.R. Services, then Admitted	163	192	142
Drug Use: Admitted without E.R. Services	80	100	80
Mental: E.R. Services, then Discharged	2,961	2,688	2,610
Mental: E.R. Services, then Admitted	1,565	1,458	984
Mental: Admitted without E.R. Services	1,481	1,674	927

## HOSPITAL / EMERGENCY ROOM

Secondary Disorder	2021	2020	2019
Alcohol Use: E.R. Services, then Discharged	1,001	1,710	712
Alcohol Use: E.R. Services, then Admitted	762	915	614
Alcohol Use: Admitted without E.R. Services	735	736	461
Drug Use: E.R. Services, then Discharged	1,970	1,865	1,298
Drug Use: E.R. Services, then Admitted	1,204	1,279	937
Drug Use: Admitted without E.R. Services	1,108	1,123	862
Mental: E.R. Services, then Discharged	12,033	13,790	9,474
Mental: E.R. Services, then Admitted	4,084	5,390	2,990
Mental: Admitted without E.R. Services	6,781	6,535	3,795

Source: Missouri Department of Health and Senior Services

\*\* Hospital encounters are categorized based on ICD-10 diagnosis codes. Beginning with 2020 data, individuals with more than one encounter for a substance use or mental disorder are counted for each encounter they have during the calendar year.

## JUVENILE COURT REFERRALS

	2022	2021	2020
Child Abuse	126	130	193
Child Neglect	422	386	471
Child Custody Issues	139	105	105
Juvenile Violent Offenses	466	302	299
Juvenile Alcohol Offenses	29	7	17
Juvenile Drug Offenses	131	91	74
School Truancy	216	113	128
Absent from Home	113	108	69
Beyond Parental Control	285	182	164
Injurious Behavior	845	683	578

Source: Missouri Office of State Courts Administrator.

## SCHOOL REPORTS \*\*\*

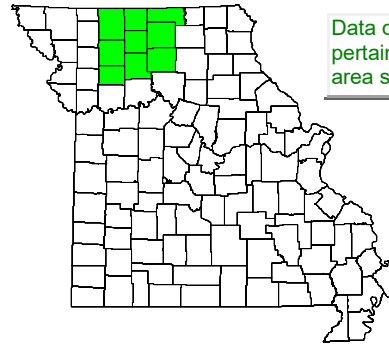
	2022-23	2021-22	2020-21
Reported School Suspensions	542	362	134
Reported Substance Related Suspensions	88	41	31
Reported Violence or Weapon Suspensions	90	58	0
Enrollment Grades K-8	32,685	32,168	31,546
Enrollment Grades 9-12	15,429	14,820	14,609
Dropouts	220	298	199

Source: Missouri Department of Elementary and Secondary Education.

\*\*\* County-level data are aggregated by school district. Reported suspensions and dropouts fewer than 5 in a district are suppressed and represented as zero in the county totals.



# MENTAL HEALTH S.A. 13



Data on this page pertain to the map area shaded green.

DEMOGRAPHICS	2022	2021	2020
Population Estimate	75,570	75,359	75,196
Median Household Income			
Poverty Estimate, Individuals of All Ages	10,997	10,630	10,587
Poverty Estimate, Children Under Age 18	3,508	3,656	3,607
Labor Force	34,578	35,361	35,977
Employed	33,717	33,957	34,319
Unemployed	861	1,404	1,658
Unemployment Rate	2.5%	4.0%	4.6%

BIRTHS AND DEATHS	2022	2021	2020
Resident Births	942	872	915
Resident Deaths	1,099	1,138	1,128
Suicide	16	17	25
Homicide	4	1	2
Alcohol Induced Deaths	5	6	8
Drug Induced Deaths	16	12	10
Smoking Attributable Deaths	184	163	157

Source: Missouri Department of Health and Senior Services

IMPAIRED DRIVING	2022	2021	2020
Alcohol Involved Fatal Crashes	0	3	2
Alcohol Involved Injury Crashes	28	27	24
Alcohol Involved Property Damage Crashes	39	24	39
Killed in Alcohol Involved Crashes	0	3	2
Injured in Alcohol Involved Crashes	32	39	27
Drug Involved Fatal Crashes	1	1	1
Drug Involved Injury Crashes	0	10	9
Drug Involved Property Damage Crashes	3	4	8
Killed in Drug Involved Crashes	1	1	1
Injured in Drug Involved Crashes	0	15	11

Source: Missouri Department of Public Safety, Missouri State Highway Patrol.

POLICE REPORTS	2022	2021	2020
DUI Arrests, DWI Tracking System	368	353	312
Liquor Law Arrests	18	21	15
Drug Arrests	212	196	167
Violent Offenses	117	114	118
Domestic Violence Reports	238	260	484
Property Offenses	507	467	590

Source: Missouri Department of Public Safety, Missouri State Highway Patrol.

CRIMINAL JUSTICE	FY 2023	FY 2022	FY 2021
Treatment Court Participants	114	122	120
Drug Conviction: Probation	115	160	112
Drug Conviction: Prison	129	146	143
Drug Conviction: Parole	156	163	155
DWI Conviction: Probation	18	24	18
DWI Conviction: Prison	12	13	10
DWI Conviction: Parole	14	8	11

Sources: Missouri Office of State Courts Administrator; Missouri Department of Corrections.

JUVENILE PLACEMENTS *	2022	2021	2020
Total Out-of-Home Placements	113	132	111
Parental Alcohol Use Reported	7	7	8
Parental Drug Use Reported	44	58	32
Parental Use of Both Alcohol and Drugs Reported	3	4	2

Source: Missouri Department of Social Services, Children's Division

\* The Children's Division reports do not encompass all reasons for a removal from home but document adverse conditions. Multiple factors are often considered when a child is placed out of the home. Removals involving parental substance use conditions are included in this profile. Some 2022 data are not fully compatible with prior years' data due to category changes.

HOSPITAL / EMERGENCY ROOM **	2021	2020	2019
<b>Principal Disorder</b>			
Alcohol Use: E.R. Services, then Discharged	99	99	89
Alcohol Use: E.R. Services, then Admitted	39	23	9
Alcohol Use: Admitted without E.R. Services	48	40	34
Drug Use: E.R. Services, then Discharged	69	48	83
Drug Use: E.R. Services, then Admitted	16	14	18
Drug Use: Admitted without E.R. Services	11	14	20
Mental: E.R. Services, then Discharged	614	606	522
Mental: E.R. Services, then Admitted	115	144	127
Mental: Admitted without E.R. Services	517	482	345

HOSPITAL / EMERGENCY ROOM	2021	2020	2019
<b>Secondary Disorder</b>			
Alcohol Use: E.R. Services, then Discharged	179	182	161
Alcohol Use: E.R. Services, then Admitted	80	90	56
Alcohol Use: Admitted without E.R. Services	226	236	181
Drug Use: E.R. Services, then Discharged	239	192	221
Drug Use: E.R. Services, then Admitted	91	102	98
Drug Use: Admitted without E.R. Services	271	267	258
Mental: E.R. Services, then Discharged	1,148	1,256	1,117
Mental: E.R. Services, then Admitted	354	406	265
Mental: Admitted without E.R. Services	2,132	2,258	1,442

Source: Missouri Department of Health and Senior Services

\*\* Hospital encounters are categorized based on ICD-10 diagnosis codes. Beginning with 2020 data, individuals with more than one encounter for a substance use or mental disorder are counted for each encounter they have during the calendar year.

JUVENILE COURT REFERRALS	2022	2021	2020
Child Abuse	105	73	35
Child Neglect	376	321	292
Child Custody Issues	4	9	14
Juvenile Violent Offenses	80	77	59
Juvenile Alcohol Offenses	24	14	7
Juvenile Drug Offenses	65	15	9
School Truancy	138	147	89
Absent from Home	20	20	33
Beyond Parental Control	28	21	14
Injurious Behavior	199	157	142

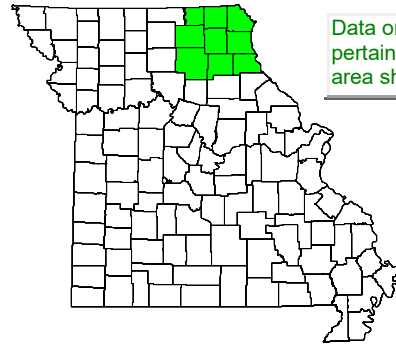
Source: Missouri Office of State Courts Administrator.

SCHOOL REPORTS ***	2022-23	2021-22	2020-21
Reported School Suspensions	42	30	15
Reported Substance Related Suspensions	0	0	0
Reported Violence or Weapon Suspensions	0	0	0
Enrollment Grades K-8	7,440	7,482	7,522
Enrollment Grades 9-12	3,630	3,695	3,689
Dropouts	23	22	19

Source: Missouri Department of Elementary and Secondary Education.

\*\*\* County-level data are aggregated by school district. Reported suspensions and dropouts fewer than 5 in a district are suppressed and represented as zero in the county totals.

# MENTAL HEALTH S.A. 14



Data on this page pertain to the map area shaded green.

## DEMOGRAPHICS

	2022	2021	2020
Population Estimate	103,669	104,016	104,182
Median Household Income			
Poverty Estimate, Individuals of All Ages	16,426	16,037	14,702
Poverty Estimate, Children Under Age 18	4,360	4,496	4,403
Labor Force	47,146	48,293	49,113
Employed	45,929	46,495	46,726
Unemployed	1,217	1,798	2,387
Unemployment Rate	2.6%	3.7%	4.9%

## BIRTHS AND DEATHS

	2022	2021	2020
Resident Births	1,203	1,190	1,196
Resident Deaths	1,335	1,456	1,375
Suicide	23	19	18
Homicide	3	3	1
Alcohol Induced Deaths	5	8	10
Drug Induced Deaths	13	17	17
Smoking Attributable Deaths	197	206	214

Source: Missouri Department of Health and Senior Services

## IMPAIRED DRIVING

	2022	2021	2020
Alcohol Involved Fatal Crashes	6	2	3
Alcohol Involved Injury Crashes	33	33	38
Alcohol Involved Property Damage Crashes	41	51	43
Killed in Alcohol Involved Crashes	6	2	3
Injured in Alcohol Involved Crashes	44	36	48
Drug Involved Fatal Crashes	0	1	1
Drug Involved Injury Crashes	10	8	13
Drug Involved Property Damage Crashes	11	6	9
Killed in Drug Involved Crashes	0	1	1
Injured in Drug Involved Crashes	17	11	19

Source: Missouri Department of Public Safety, Missouri State Highway Patrol.

## POLICE REPORTS

	2022	2021	2020
DUI Arrests, DWI Tracking System	362	380	361
Liquor Law Arrests	6	37	19
Drug Arrests	568	476	518
Violent Offenses	216	214	256
Domestic Violence Reports	526	501	819
Property Offenses	1,932	2,147	2,389

Source: Missouri Department of Public Safety, Missouri State Highway Patrol.

## CRIMINAL JUSTICE

	FY 2023	FY 2022	FY 2021
Treatment Court Participants	177	148	130
Drug Conviction: Probation	169	151	123
Drug Conviction: Prison	111	125	118
Drug Conviction: Parole	132	136	168
DWI Conviction: Probation	15	11	8
DWI Conviction: Prison	5	1	3
DWI Conviction: Parole	3	3	3

Sources: Missouri Office of State Courts Administrator; Missouri Department of Corrections.

## JUVENILE PLACEMENTS \*

	2022	2021	2020
Total Out-of-Home Placements	233	253	174
Parental Alcohol Use Reported	17	13	17
Parental Drug Use Reported	106	118	88
Parental Use of Both Alcohol and Drugs Reported	5	6	5

Source: Missouri Department of Social Services, Children's Division

\* The Children's Division reports do not encompass all reasons for a removal from home but document adverse conditions. Multiple factors are often considered when a child is placed out of the home. Removals involving parental substance use conditions are included in this profile. Some 2022 data are not fully compatible with prior years' data due to category changes.

## HOSPITAL / EMERGENCY ROOM \*\*

Principal Disorder	2021	2020	2019
Alcohol Use: E.R. Services, then Discharged	174	191	134
Alcohol Use: E.R. Services, then Admitted	29	18	22
Alcohol Use: Admitted without E.R. Services	32	29	31
Drug Use: E.R. Services, then Discharged	101	115	97
Drug Use: E.R. Services, then Admitted	20	18	26
Drug Use: Admitted without E.R. Services	21	12	12
Mental: E.R. Services, then Discharged	622	558	578
Mental: E.R. Services, then Admitted	218	125	145
Mental: Admitted without E.R. Services	523	422	316

## HOSPITAL / EMERGENCY ROOM

Secondary Disorder	2021	2020	2019
Alcohol Use: E.R. Services, then Discharged	201	207	130
Alcohol Use: E.R. Services, then Admitted	142	138	117
Alcohol Use: Admitted without E.R. Services	198	189	166
Drug Use: E.R. Services, then Discharged	366	304	146
Drug Use: E.R. Services, then Admitted	178	176	160
Drug Use: Admitted without E.R. Services	287	282	241
Mental: E.R. Services, then Discharged	2,270	3,426	1,517
Mental: E.R. Services, then Admitted	1,121	1,149	699
Mental: Admitted without E.R. Services	2,052	1,952	1,195

Source: Missouri Department of Health and Senior Services

\*\* Hospital encounters are categorized based on ICD-10 diagnosis codes. Beginning with 2020 data, individuals with more than one encounter for a substance use or mental disorder are counted for each encounter they have during the calendar year.

## JUVENILE COURT REFERRALS

	2022	2021	2020
Child Abuse	29	40	31
Child Neglect	246	237	207
Child Custody Issues	6	6	2
Juvenile Violent Offenses	85	72	38
Juvenile Alcohol Offenses	19	2	11
Juvenile Drug Offenses	83	25	11
School Truancy	139	142	92
Absent from Home	24	19	9
Beyond Parental Control	111	119	85
Injurious Behavior	218	173	140

Source: Missouri Office of State Courts Administrator.

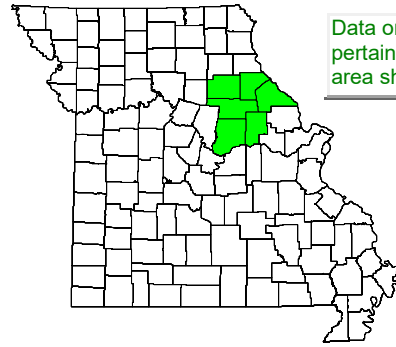
## SCHOOL REPORTS \*\*\*

	2022-23	2021-22	2020-21
Reported School Suspensions	175	172	65
Reported Substance Related Suspensions	47	10	6
Reported Violence or Weapon Suspensions	5	0	8
Enrollment Grades K-8	9,423	9,458	16,425
Enrollment Grades 9-12	4,715	4,706	4,515
Dropouts	59	56	34

Source: Missouri Department of Elementary and Secondary Education.

\*\*\* County-level data are aggregated by school district. Reported suspensions and dropouts fewer than 5 in a district are suppressed and represented as zero in the county totals.

# MENTAL HEALTH S.A. 15



Data on this page pertain to the map area shaded green.

## DEMOGRAPHICS

	2022	2021	2020
Population Estimate	117,402	117,620	116,873
Median Household Income			
Poverty Estimate, Individuals of All Ages	14,733	14,574	14,906
Poverty Estimate, Children Under Age 18	4,553	4,512	4,550
Labor Force	53,711	54,126	54,420
Employed	52,375	52,163	51,679
Unemployed	1,336	1,963	2,741
Unemployment Rate	2.5%	3.6%	5.0%

## BIRTHS AND DEATHS

	2022	2021	2020
Resident Births	1,237	1,280	1,263
Resident Deaths	1,520	1,487	1,606
Suicide	27	24	26
Homicide	7	0	3
Alcohol Induced Deaths	11	11	9
Drug Induced Deaths	37	31	22
Smoking Attributable Deaths	207	220	252

Source: Missouri Department of Health and Senior Services

## IMPAIRED DRIVING

	2022	2021	2020
Alcohol Involved Fatal Crashes	1	6	5
Alcohol Involved Injury Crashes	30	59	56
Alcohol Involved Property Damage Crashes	55	67	57
Killed in Alcohol Involved Crashes	1	7	5
Injured in Alcohol Involved Crashes	46	85	74
Drug Involved Fatal Crashes	2	2	4
Drug Involved Injury Crashes	4	10	16
Drug Involved Property Damage Crashes	14	13	20
Killed in Drug Involved Crashes	2	2	4
Injured in Drug Involved Crashes	6	12	20

Source: Missouri Department of Public Safety, Missouri State Highway Patrol.

## POLICE REPORTS

	2022	2021	2020
DUI Arrests, DWI Tracking System	396	427	338
Liquor Law Arrests	6	23	2
Drug Arrests	492	616	631
Violent Offenses	237	291	233
Domestic Violence Reports	570	775	1,363
Property Offenses	1,109	1,482	1,928

Source: Missouri Department of Public Safety, Missouri State Highway Patrol.

## CRIMINAL JUSTICE

	FY 2023	FY 2022	FY 2021
Treatment Court Participants	170	128	123
Drug Conviction: Probation	221	231	171
Drug Conviction: Prison	120	176	117
Drug Conviction: Parole	150	157	169
DWI Conviction: Probation	23	30	17
DWI Conviction: Prison	8	8	9
DWI Conviction: Parole	4	5	7

Sources: Missouri Office of State Courts Administrator; Missouri Department of Corrections.

## JUVENILE PLACEMENTS \*

	2022	2021	2020
Total Out-of-Home Placements	116	194	139
Parental Alcohol Use Reported	4	12	5
Parental Drug Use Reported	49	85	77
Parental Use of Both Alcohol and Drugs Reported	0	6	3

Source: Missouri Department of Social Services, Children's Division

\* The Children's Division reports do not encompass all reasons for a removal from home but document adverse conditions. Multiple factors are often considered when a child is placed out of the home. Removals involving parental substance use conditions are included in this profile. Some 2022 data are not fully compatible with prior years' data due to category changes.

## HOSPITAL / EMERGENCY ROOM \*\*

Principal Disorder	2021	2020	2019
Alcohol Use: E.R. Services, then Discharged	234	229	178
Alcohol Use: E.R. Services, then Admitted	80	86	38
Alcohol Use: Admitted without E.R. Services	45	23	35
Drug Use: E.R. Services, then Discharged	113	152	131
Drug Use: E.R. Services, then Admitted	48	39	37
Drug Use: Admitted without E.R. Services	31	20	32
Mental: E.R. Services, then Discharged	754	968	931
Mental: E.R. Services, then Admitted	624	664	427
Mental: Admitted without E.R. Services	648	670	400

## HOSPITAL / EMERGENCY ROOM

Secondary Disorder	2021	2020	2019
Alcohol Use: E.R. Services, then Discharged	188	245	560
Alcohol Use: E.R. Services, then Admitted	314	302	265
Alcohol Use: Admitted without E.R. Services	224	206	150
Drug Use: E.R. Services, then Discharged	385	438	363
Drug Use: E.R. Services, then Admitted	401	488	318
Drug Use: Admitted without E.R. Services	339	309	304
Mental: E.R. Services, then Discharged	2,073	3,164	2,584
Mental: E.R. Services, then Admitted	1,741	2,258	1,353
Mental: Admitted without E.R. Services	1,669	1,612	1,153

Source: Missouri Department of Health and Senior Services

\*\* Hospital encounters are categorized based on ICD-10 diagnosis codes. Beginning with 2020 data, individuals with more than one encounter for a substance use or mental disorder are counted for each encounter they have during the calendar year.

## JUVENILE COURT REFERRALS

	2022	2021	2020
Child Abuse	34	29	15
Child Neglect	194	266	179
Child Custody Issues	18	13	20
Juvenile Violent Offenses	152	120	103
Juvenile Alcohol Offenses	12	16	5
Juvenile Drug Offenses	40	27	18
School Truancy	100	94	51
Absent from Home	42	33	27
Beyond Parental Control	172	116	126
Injurious Behavior	226	119	132

Source: Missouri Office of State Courts Administrator.

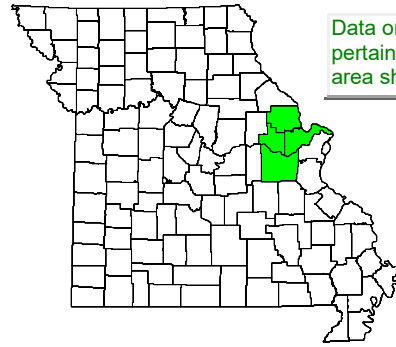
## SCHOOL REPORTS \*\*\*

	2022-23	2021-22	2020-21
Reported School Suspensions	182	156	86
Reported Substance Related Suspensions	36	23	14
Reported Violence or Weapon Suspensions	6	14	0
Enrollment Grades K-8	9,276	9,346	9,327
Enrollment Grades 9-12	4,470	4,486	4,465
Dropouts	72	67	106

Source: Missouri Department of Elementary and Secondary Education.

\*\*\* County-level data are aggregated by school district. Reported suspensions and dropouts fewer than 5 in a district are suppressed and represented as zero in the county totals.

# MENTAL HEALTH S.A. 16



Data on this page pertain to the map area shaded green.

## DEMOGRAPHICS

	2022	2021	2020
Population Estimate	620,097	614,022	606,827
Median Household Income			
Poverty Estimate, Individuals of All Ages	39,614	39,712	38,413
Poverty Estimate, Children Under Age 18	10,304	11,169	10,191
Labor Force	330,691	328,113	324,112
Employed	323,518	315,994	306,258
Unemployed	7,173	12,119	17,854
Unemployment Rate	2.2%	3.7%	5.5%

## BIRTHS AND DEATHS

	2022	2021	2020
Resident Births	6,687	6,578	6,291
Resident Deaths	6,013	6,066	6,006
Suicide	108	106	109
Homicide	22	13	17
Alcohol Induced Deaths	81	85	62
Drug Induced Deaths	200	204	207
Smoking Attributable Deaths	825	788	807

Source: Missouri Department of Health and Senior Services

## IMPAIRED DRIVING

	2022	2021	2020
Alcohol Involved Fatal Crashes	14	18	10
Alcohol Involved Injury Crashes	166	194	168
Alcohol Involved Property Damage Crashes	347	373	336
Killed in Alcohol Involved Crashes	15	18	10
Injured in Alcohol Involved Crashes	213	254	227
Drug Involved Fatal Crashes	4	10	10
Drug Involved Injury Crashes	39	52	65
Drug Involved Property Damage Crashes	58	101	87
Killed in Drug Involved Crashes	4	10	13
Injured in Drug Involved Crashes	57	72	99

Source: Missouri Department of Public Safety, Missouri State Highway Patrol.

## POLICE REPORTS

	2022	2021	2020
DUI Arrests, DWI Tracking System	2,221	2,187	1,776
Liquor Law Arrests	136	117	77
Drug Arrests	2,653	1,929	1,962
Violent Offenses	1,044	1,457	1,207
Domestic Violence Reports	2,457	2,506	3,708
Property Offenses	6,381	6,657	7,982

Source: Missouri Department of Public Safety, Missouri State Highway Patrol.

## CRIMINAL JUSTICE

	FY 2023	FY 2022	FY 2021
Treatment Court Participants	485	407	464
Drug Conviction: Probation	501	511	443
Drug Conviction: Prison	243	256	241
Drug Conviction: Parole	326	321	359
DWI Conviction: Probation	116	124	99
DWI Conviction: Prison	41	39	39
DWI Conviction: Parole	28	35	54

Sources: Missouri Office of State Courts Administrator; Missouri Department of Corrections.

## JUVENILE PLACEMENTS \*

	2022	2021	2020
Total Out-of-Home Placements	290	369	334
Parental Alcohol Use Reported	17	18	28
Parental Drug Use Reported	168	221	196
Parental Use of Both Alcohol and Drugs Reported	8	7	13

Source: Missouri Department of Social Services, Children's Division

\* The Children's Division reports do not encompass all reasons for a removal from home but document adverse conditions. Multiple factors are often considered when a child is placed out of the home. Removals involving parental substance use conditions are included in this profile. Some 2022 data are not fully compatible with prior years' data due to category changes.

## HOSPITAL / EMERGENCY ROOM \*\*

Principal Disorder	2021	2020	2019
Alcohol Use: E.R. Services, then Discharged	1,154	1,154	1,048
Alcohol Use: E.R. Services, then Admitted	470	397	285
Alcohol Use: Admitted without E.R. Services	462	402	390
Drug Use: E.R. Services, then Discharged	892	1,104	1,051
Drug Use: E.R. Services, then Admitted	152	170	162
Drug Use: Admitted without E.R. Services	396	359	302
Mental: E.R. Services, then Discharged	4,529	4,266	4,122
Mental: E.R. Services, then Admitted	3,541	3,456	2,327
Mental: Admitted without E.R. Services	3,227	3,064	2,184

## HOSPITAL / EMERGENCY ROOM

Secondary Disorder	2021	2020	2019
Alcohol Use: E.R. Services, then Discharged	1,229	1,408	1,307
Alcohol Use: E.R. Services, then Admitted	2,331	2,264	1,803
Alcohol Use: Admitted without E.R. Services	1,263	1,276	1,232
Drug Use: E.R. Services, then Discharged	1,957	2,050	2,019
Drug Use: E.R. Services, then Admitted	2,852	2,537	1,876
Drug Use: Admitted without E.R. Services	1,987	2,022	1,842
Mental: E.R. Services, then Discharged	10,564	11,700	9,978
Mental: E.R. Services, then Admitted	13,501	11,202	7,703
Mental: Admitted without E.R. Services	7,994	7,422	5,623

Source: Missouri Department of Health and Senior Services

\*\* Hospital encounters are categorized based on ICD-10 diagnosis codes. Beginning with 2020 data, individuals with more than one encounter for a substance use or mental disorder are counted for each encounter they have during the calendar year.

## JUVENILE COURT REFERRALS

	2022	2021	2020
Child Abuse	106	37	51
Child Neglect	323	520	507
Child Custody Issues	37	38	40
Juvenile Violent Offenses	437	359	330
Juvenile Alcohol Offenses	57	35	40
Juvenile Drug Offenses	178	87	94
School Truancy	274	315	289
Absent from Home	189	250	249
Beyond Parental Control	21	17	23
Injurious Behavior	196	187	165

Source: Missouri Office of State Courts Administrator.

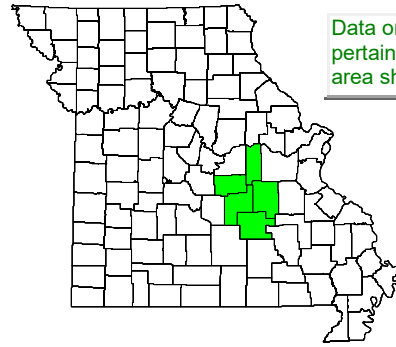
## SCHOOL REPORTS \*\*\*

	2022-23	2021-22	2020-21
Reported School Suspensions	1,363	945	523
Reported Substance Related Suspensions	514	297	156
Reported Violence or Weapon Suspensions	54	77	5
Enrollment Grades K-8	58,449	58,593	58,135
Enrollment Grades 9-12	28,392	28,042	27,810
Dropouts	337	395	352

Source: Missouri Department of Elementary and Secondary Education.

\*\*\* County-level data are aggregated by school district. Reported suspensions and dropouts fewer than 5 in a district are suppressed and represented as zero in the county totals.

# MENTAL HEALTH S.A. 17A



Data on this page pertain to the map area shaded green.

## DEMOGRAPHICS

	2022	2021	2020
Population Estimate	105,638	105,408	105,198
Median Household Income			
Poverty Estimate, Individuals of All Ages	15,953	16,104	16,086
Poverty Estimate, Children Under Age 18	4,338	4,701	4,222
Labor Force	48,278	48,718	48,494
Employed	47,022	46,779	45,923
Unemployed	1,256	1,939	2,571
Unemployment Rate	2.6%	4.0%	5.3%

## BIRTHS AND DEATHS

	2022	2021	2020
Resident Births	1,078	1,058	1,013
Resident Deaths	1,533	1,640	1,643
Suicide	25	26	17
Homicide	3	11	11
Alcohol Induced Deaths	15	20	11
Drug Induced Deaths	48	73	53
Smoking Attributable Deaths	236	216	231

Source: Missouri Department of Health and Senior Services

## IMPAIRED DRIVING

	2022	2021	2020
Alcohol Involved Fatal Crashes	3	7	4
Alcohol Involved Injury Crashes	33	38	49
Alcohol Involved Property Damage Crashes	59	76	72
Killed in Alcohol Involved Crashes	4	7	4
Injured in Alcohol Involved Crashes	55	47	60
Drug Involved Fatal Crashes	1	1	3
Drug Involved Injury Crashes	11	16	12
Drug Involved Property Damage Crashes	14	15	16
Killed in Drug Involved Crashes	1	1	3
Injured in Drug Involved Crashes	13	22	15

Source: Missouri Department of Public Safety, Missouri State Highway Patrol.

## POLICE REPORTS

	2022	2021	2020
DUI Arrests, DWI Tracking System	434	489	463
Liquor Law Arrests	60	14	36
Drug Arrests	730	549	734
Violent Offenses	340	289	311
Domestic Violence Reports	721	632	868
Property Offenses	2,189	2,215	2,384

Source: Missouri Department of Public Safety, Missouri State Highway Patrol.

## CRIMINAL JUSTICE

	FY 2023	FY 2022	FY 2021
Treatment Court Participants	88	90	98
Drug Conviction: Probation	181	228	217
Drug Conviction: Prison	129	184	155
Drug Conviction: Parole	150	165	204
DWI Conviction: Probation	20	34	18
DWI Conviction: Prison	11	10	9
DWI Conviction: Parole	6	13	17

Sources: Missouri Office of State Courts Administrator; Missouri Department of Corrections.

## JUVENILE PLACEMENTS \*

	2022	2021	2020
Total Out-of-Home Placements	269	243	271
Parental Alcohol Use Reported	18	7	14
Parental Drug Use Reported	150	145	146
Parental Use of Both Alcohol and Drugs Reported	11	5	11

Source: Missouri Department of Social Services, Children's Division

\* The Children's Division reports do not encompass all reasons for a removal from home but document adverse conditions. Multiple factors are often considered when a child is placed out of the home. Removals involving parental substance use conditions are included in this profile. Some 2022 data are not fully compatible with prior years' data due to category changes.

## HOSPITAL / EMERGENCY ROOM \*\*

Principal Disorder	2021	2020	2019
Alcohol Use: E.R. Services, then Discharged	289	268	221
Alcohol Use: E.R. Services, then Admitted	30	53	44
Alcohol Use: Admitted without E.R. Services	72	55	59
Drug Use: E.R. Services, then Discharged	258	262	269
Drug Use: E.R. Services, then Admitted	21	43	40
Drug Use: Admitted without E.R. Services	100	74	67
Mental: E.R. Services, then Discharged	942	860	749
Mental: E.R. Services, then Admitted	239	492	458
Mental: Admitted without E.R. Services	1,028	681	407

## HOSPITAL / EMERGENCY ROOM

Secondary Disorder	2021	2020	2019
Alcohol Use: E.R. Services, then Discharged	287	262	212
Alcohol Use: E.R. Services, then Admitted	162	350	293
Alcohol Use: Admitted without E.R. Services	478	287	222
Drug Use: E.R. Services, then Discharged	451	506	395
Drug Use: E.R. Services, then Admitted	234	461	423
Drug Use: Admitted without E.R. Services	713	485	328
Mental: E.R. Services, then Discharged	2,490	2,569	1,790
Mental: E.R. Services, then Admitted	1,010	1,853	1,465
Mental: Admitted without E.R. Services	3,193	2,304	1,317

Source: Missouri Department of Health and Senior Services

\*\* Hospital encounters are categorized based on ICD-10 diagnosis codes. Beginning with 2020 data, individuals with more than one encounter for a substance use or mental disorder are counted for each encounter they have during the calendar year.

## JUVENILE COURT REFERRALS

	2022	2021	2020
Child Abuse	82	78	92
Child Neglect	497	485	459
Child Custody Issues	11	21	14
Juvenile Violent Offenses	87	42	33
Juvenile Alcohol Offenses	29	11	6
Juvenile Drug Offenses	44	12	8
School Truancy	75	114	43
Absent from Home	18	18	18
Beyond Parental Control	59	56	57
Injurious Behavior	219	203	219

Source: Missouri Office of State Courts Administrator.

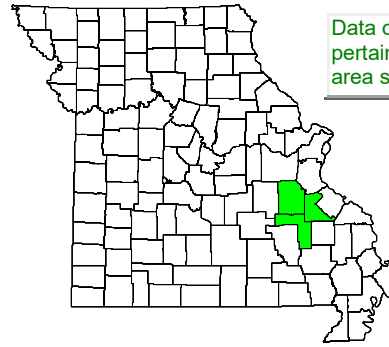
## SCHOOL REPORTS \*\*\*

	2022-23	2021-22	2020-21
Reported School Suspensions	234	153	67
Reported Substance Related Suspensions	80	54	24
Reported Violence or Weapon Suspensions	14	11	0
Enrollment Grades K-8	9,977	10,212	10,276
Enrollment Grades 9-12	4,950	4,934	4,899
Dropouts	49	40	60

Source: Missouri Department of Elementary and Secondary Education.

\*\*\* County-level data are aggregated by school district. Reported suspensions and dropouts fewer than 5 in a district are suppressed and represented as zero in the county totals.

# MENTAL HEALTH S.A. 17B



Data on this page pertain to the map area shaded green.

## DEMOGRAPHICS

	2022	2021	2020
Population Estimate	99,824	99,922	99,367
Median Household Income			
Poverty Estimate, Individuals of All Ages	17,613	17,095	16,234
Poverty Estimate, Children Under Age 18	4,902	5,120	4,498
Labor Force	39,084	39,612	40,057
Employed	37,794	37,639	37,231
Unemployed	1,290	1,973	2,826
Unemployment Rate	3.3%	5.0%	7.1%

## BIRTHS AND DEATHS

	2022	2021	2020
Resident Births	1,000	1,040	1,052
Resident Deaths	1,465	1,615	1,530
Suicide	19	23	21
Homicide	6	4	11
Alcohol Induced Deaths	8	19	10
Drug Induced Deaths	59	72	43
Smoking Attributable Deaths	264	244	244

Source: Missouri Department of Health and Senior Services

## IMPAIRED DRIVING

	2022	2021	2020
Alcohol Involved Fatal Crashes	9	5	4
Alcohol Involved Injury Crashes	46	28	40
Alcohol Involved Property Damage Crashes	38	55	44
Killed in Alcohol Involved Crashes	9	5	4
Injured in Alcohol Involved Crashes	61	36	59
Drug Involved Fatal Crashes	5	0	0
Drug Involved Injury Crashes	10	14	13
Drug Involved Property Damage Crashes	7	21	18
Killed in Drug Involved Crashes	6	0	0
Injured in Drug Involved Crashes	14	26	18

Source: Missouri Department of Public Safety, Missouri State Highway Patrol.

## POLICE REPORTS

	2022	2021	2020
DUI Arrests, DWI Tracking System	214	257	276
Liquor Law Arrests	2	10	4
Drug Arrests	696	387	349
Violent Offenses	270	264	264
Domestic Violence Reports	515	496	702
Property Offenses	1,866	2,021	2,258

Source: Missouri Department of Public Safety, Missouri State Highway Patrol.

## CRIMINAL JUSTICE

	FY 2023	FY 2022	FY 2021
Treatment Court Participants	108	129	113
Drug Conviction: Probation	147	177	140
Drug Conviction: Prison	137	176	168
Drug Conviction: Parole	181	201	197
DWI Conviction: Probation	12	14	13
DWI Conviction: Prison	4	7	6
DWI Conviction: Parole	6	4	11

Sources: Missouri Office of State Courts Administrator; Missouri Department of Corrections.

## JUVENILE PLACEMENTS \*

	2022	2021	2020
Total Out-of-Home Placements	167	250	126
Parental Alcohol Use Reported	5	12	11
Parental Drug Use Reported	94	142	63
Parental Use of Both Alcohol and Drugs Reported	2	5	9

Source: Missouri Department of Social Services, Children's Division

\* The Children's Division reports do not encompass all reasons for a removal from home but document adverse conditions. Multiple factors are often considered when a child is placed out of the home. Removals involving parental substance use conditions are included in this profile. Some 2022 data are not fully compatible with prior years' data due to category changes.

## HOSPITAL / EMERGENCY ROOM \*\*

Principal Disorder	2021	2020	2019
Alcohol Use: E.R. Services, then Discharged	295	273	210
Alcohol Use: E.R. Services, then Admitted	63	46	31
Alcohol Use: Admitted without E.R. Services	51	56	30
Drug Use: E.R. Services, then Discharged	421	348	333
Drug Use: E.R. Services, then Admitted	30	29	30
Drug Use: Admitted without E.R. Services	64	91	106
Mental: E.R. Services, then Discharged	1,526	1,588	1,228
Mental: E.R. Services, then Admitted	365	321	316
Mental: Admitted without E.R. Services	884	970	564

## HOSPITAL / EMERGENCY ROOM

Secondary Disorder	2021	2020	2019
Alcohol Use: E.R. Services, then Discharged	313	342	340
Alcohol Use: E.R. Services, then Admitted	277	252	252
Alcohol Use: Admitted without E.R. Services	259	300	261
Drug Use: E.R. Services, then Discharged	1,041	1,255	1,233
Drug Use: E.R. Services, then Admitted	466	448	404
Drug Use: Admitted without E.R. Services	639	709	509
Mental: E.R. Services, then Discharged	6,194	6,779	5,204
Mental: E.R. Services, then Admitted	2,598	2,366	1,242
Mental: Admitted without E.R. Services	2,291	2,413	1,406

Source: Missouri Department of Health and Senior Services

\*\* Hospital encounters are categorized based on ICD-10 diagnosis codes. Beginning with 2020 data, individuals with more than one encounter for a substance use or mental disorder are counted for each encounter they have during the calendar year.

## JUVENILE COURT REFERRALS

	2022	2021	2020
Child Abuse	21	17	13
Child Neglect	106	149	92
Child Custody Issues	0	1	0
Juvenile Violent Offenses	108	112	84
Juvenile Alcohol Offenses	12	9	12
Juvenile Drug Offenses	24	18	9
School Truancy	24	5	53
Absent from Home	2	10	21
Beyond Parental Control	15	39	29
Injurious Behavior	14	16	45

Source: Missouri Office of State Courts Administrator.

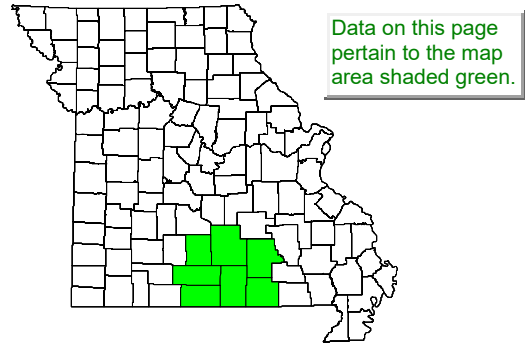
## SCHOOL REPORTS \*\*\*

	2022-23	2021-22	2020-21
Reported School Suspensions	245	200	117
Reported Substance Related Suspensions	25	41	5
Reported Violence or Weapon Suspensions	0	0	0
Enrollment Grades K-8	9,944	10,096	10,307
Enrollment Grades 9-12	4,884	4,798	4,761
Dropouts	46	89	58

Source: Missouri Department of Elementary and Secondary Education.

\*\*\* County-level data are aggregated by school district. Reported suspensions and dropouts fewer than 5 in a district are suppressed and represented as zero in the county totals.

# MENTAL HEALTH S.A. 18



## DEMOGRAPHICS

	2022	2021	2020
Population Estimate	121,963	119,765	118,093
Median Household Income			
Poverty Estimate, Individuals of All Ages	23,856	23,503	23,522
Poverty Estimate, Children Under Age 18	7,659	7,773	7,783
Labor Force	47,995	48,570	48,438
Employed	46,552	46,275	45,158
Unemployed	1,443	2,295	3,280
Unemployment Rate	3.0%	4.7%	6.8%

## BIRTHS AND DEATHS

	2022	2021	2020
Resident Births	1,379	1,410	1,339
Resident Deaths	2,021	2,087	1,935
Suicide	36	30	22
Homicide	10	1	14
Alcohol Induced Deaths	20	20	18
Drug Induced Deaths	35	27	24
Smoking Attributable Deaths	311	294	294

Source: Missouri Department of Health and Senior Services

## IMPAIRED DRIVING

	2022	2021	2020
Alcohol Involved Fatal Crashes	6	5	7
Alcohol Involved Injury Crashes	50	59	54
Alcohol Involved Property Damage Crashes	43	46	69
Killed in Alcohol Involved Crashes	6	6	7
Injured in Alcohol Involved Crashes	67	91	76
Drug Involved Fatal Crashes	1	1	5
Drug Involved Injury Crashes	7	9	9
Drug Involved Property Damage Crashes	12	21	19
Killed in Drug Involved Crashes	1	1	5
Injured in Drug Involved Crashes	9	12	18

Source: Missouri Department of Public Safety, Missouri State Highway Patrol.

## POLICE REPORTS

	2022	2021	2020
DUI Arrests, DWI Tracking System	448	466	457
Liquor Law Arrests	21	28	11
Drug Arrests	590	323	765
Violent Offenses	352	360	313
Domestic Violence Reports	723	742	520
Property Offenses	1,285	1,549	1,826

Source: Missouri Department of Public Safety, Missouri State Highway Patrol.

## CRIMINAL JUSTICE

	FY 2023	FY 2022	FY 2021
Treatment Court Participants	169	162	113
Drug Conviction: Probation	330	323	207
Drug Conviction: Prison	149	176	141
Drug Conviction: Parole	178	205	142
DWI Conviction: Probation	23	22	16
DWI Conviction: Prison	16	21	9
DWI Conviction: Parole	13	17	11

Sources: Missouri Office of State Courts Administrator; Missouri Department of Corrections.

## JUVENILE PLACEMENTS \*

	2022	2021	2020
Total Out-of-Home Placements	176	293	199
Parental Alcohol Use Reported	21	10	10
Parental Drug Use Reported	80	122	86
Parental Use of Both Alcohol and Drugs Reported	15	9	5

Source: Missouri Department of Social Services, Children's Division

\* The Children's Division reports do not encompass all reasons for a removal from home but document adverse conditions. Multiple factors are often considered when a child is placed out of the home. Removals involving parental substance use conditions are included in this profile. Some 2022 data are not fully compatible with prior years' data due to category changes.

## HOSPITAL / EMERGENCY ROOM \*\*

Principal Disorder	2021	2020	2019
Alcohol Use: E.R. Services, then Discharged	270	264	226
Alcohol Use: E.R. Services, then Admitted	73	69	52
Alcohol Use: Admitted without E.R. Services	96	149	72
Drug Use: E.R. Services, then Discharged	159	200	164
Drug Use: E.R. Services, then Admitted	11	26	23
Drug Use: Admitted without E.R. Services	89	97	121
Mental: E.R. Services, then Discharged	839	867	748
Mental: E.R. Services, then Admitted	186	210	143
Mental: Admitted without E.R. Services	1,102	1,121	727

## HOSPITAL / EMERGENCY ROOM

Secondary Disorder	2021	2020	2019
Alcohol Use: E.R. Services, then Discharged	206	233	223
Alcohol Use: E.R. Services, then Admitted	189	195	158
Alcohol Use: Admitted without E.R. Services	513	485	413
Drug Use: E.R. Services, then Discharged	346	324	326
Drug Use: E.R. Services, then Admitted	252	256	211
Drug Use: Admitted without E.R. Services	823	651	623
Mental: E.R. Services, then Discharged	1,715	1,548	1,217
Mental: E.R. Services, then Admitted	1,318	1,329	945
Mental: Admitted without E.R. Services	2,607	2,629	1,989

Source: Missouri Department of Health and Senior Services

\*\* Hospital encounters are categorized based on ICD-10 diagnosis codes. Beginning with 2020 data, individuals with more than one encounter for a substance use or mental disorder are counted for each encounter they have during the calendar year.

## JUVENILE COURT REFERRALS

	2022	2021	2020
Child Abuse	70	104	79
Child Neglect	199	370	223
Child Custody Issues	81	99	118
Juvenile Violent Offenses	82	55	35
Juvenile Alcohol Offenses	19	5	15
Juvenile Drug Offenses	66	18	22
School Truancy	265	135	90
Absent from Home	51	58	38
Beyond Parental Control	24	33	39
Injurious Behavior	232	169	108

Source: Missouri Office of State Courts Administrator.

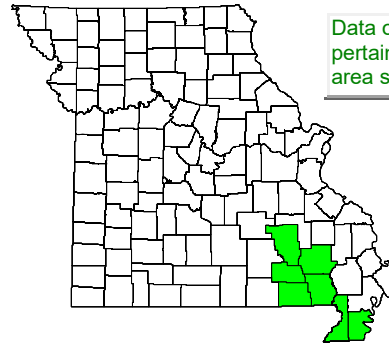
## SCHOOL REPORTS \*\*\*

	2022-23	2021-22	2020-21
Reported School Suspensions	206	134	61
Reported Substance Related Suspensions	75	22	0
Reported Violence or Weapon Suspensions	5	0	0
Enrollment Grades K-8	12,654	12,649	12,406
Enrollment Grades 9-12	5,841	5,893	5,783
Dropouts	5	26	33

Source: Missouri Department of Elementary and Secondary Education.

\*\*\* County-level data are aggregated by school district. Reported suspensions and dropouts fewer than 5 in a district are suppressed and represented as zero in the county totals.

# MENTAL HEALTH S.A. 19



Data on this page pertain to the map area shaded green.

## DEMOGRAPHICS

	2022	2021	2020
Population Estimate	117,195	118,073	118,743
Median Household Income			
Poverty Estimate, Individuals of All Ages	26,655	24,482	28,005
Poverty Estimate, Children Under Age 18	8,746	8,634	9,275
Labor Force	49,664	50,808	51,534
Employed	47,982	48,051	48,003
Unemployed	1,682	2,757	3,531
Unemployment Rate	3.4%	5.4%	6.9%

## BIRTHS AND DEATHS

	2022	2021	2020
Resident Births	1,398	1,529	1,565
Resident Deaths	2,012	2,213	2,179
Suicide	25	18	22
Homicide	12	10	19
Alcohol Induced Deaths	23	22	16
Drug Induced Deaths	33	41	34
Smoking Attributable Deaths	379	355	379

Source: Missouri Department of Health and Senior Services

## IMPAIRED DRIVING

	2022	2021	2020
Alcohol Involved Fatal Crashes	3	5	3
Alcohol Involved Injury Crashes	41	54	43
Alcohol Involved Property Damage Crashes	60	83	58
Killed in Alcohol Involved Crashes	3	5	3
Injured in Alcohol Involved Crashes	62	76	56
Drug Involved Fatal Crashes	2	3	3
Drug Involved Injury Crashes	9	17	10
Drug Involved Property Damage Crashes	15	27	16
Killed in Drug Involved Crashes	2	3	4
Injured in Drug Involved Crashes	11	21	13

Source: Missouri Department of Public Safety, Missouri State Highway Patrol.

## POLICE REPORTS

	2022	2021	2020
DUI Arrests, DWI Tracking System	446	441	334
Liquor Law Arrests	8	11	1
Drug Arrests	547	462	485
Violent Offenses	388	686	521
Domestic Violence Reports	976	1,067	1,394
Property Offenses	1,998	2,728	3,376

Source: Missouri Department of Public Safety, Missouri State Highway Patrol.

## CRIMINAL JUSTICE

	FY 2023	FY 2022	FY 2021
Treatment Court Participants	278	250	229
Drug Conviction: Probation	414	414	236
Drug Conviction: Prison	279	300	222
Drug Conviction: Parole	365	297	311
DWI Conviction: Probation	16	18	14
DWI Conviction: Prison	8	8	6
DWI Conviction: Parole	7	3	8

Sources: Missouri Office of State Courts Administrator; Missouri Department of Corrections.

## JUVENILE PLACEMENTS \*

	2022	2021	2020
Total Out-of-Home Placements	357	347	304
Parental Alcohol Use Reported	9	18	2
Parental Drug Use Reported	220	210	196
Parental Use of Both Alcohol and Drugs Reported	1	11	1

Source: Missouri Department of Social Services, Children's Division

\* The Children's Division reports do not encompass all reasons for a removal from home but document adverse conditions. Multiple factors are often considered when a child is placed out of the home. Removals involving parental substance use conditions are included in this profile. Some 2022 data are not fully compatible with prior years' data due to category changes.

## HOSPITAL / EMERGENCY ROOM \*\*

Principal Disorder	2021	2020	2019
Alcohol Use: E.R. Services, then Discharged	200	238	201
Alcohol Use: E.R. Services, then Admitted	57	64	50
Alcohol Use: Admitted without E.R. Services	45	35	45
Drug Use: E.R. Services, then Discharged	363	394	305
Drug Use: E.R. Services, then Admitted	75	170	142
Drug Use: Admitted without E.R. Services	42	90	86
Mental: E.R. Services, then Discharged	1,255	1,366	1,272
Mental: E.R. Services, then Admitted	1,052	752	468
Mental: Admitted without E.R. Services	981	1,197	625

## HOSPITAL / EMERGENCY ROOM

Secondary Disorder	2021	2020	2019
Alcohol Use: E.R. Services, then Discharged	294	292	266
Alcohol Use: E.R. Services, then Admitted	440	394	320
Alcohol Use: Admitted without E.R. Services	266	382	306
Drug Use: E.R. Services, then Discharged	899	721	607
Drug Use: E.R. Services, then Admitted	1,150	886	596
Drug Use: Admitted without E.R. Services	689	806	557
Mental: E.R. Services, then Discharged	3,871	5,231	3,995
Mental: E.R. Services, then Admitted	2,336	2,335	1,422
Mental: Admitted without E.R. Services	2,652	2,887	1,895

Source: Missouri Department of Health and Senior Services

\*\* Hospital encounters are categorized based on ICD-10 diagnosis codes. Beginning with 2020 data, individuals with more than one encounter for a substance use or mental disorder are counted for each encounter they have during the calendar year.

## JUVENILE COURT REFERRALS

	2022	2021	2020
Child Abuse	51	30	25
Child Neglect	528	593	427
Child Custody Issues	4	5	18
Juvenile Violent Offenses	162	162	122
Juvenile Alcohol Offenses	16	11	4
Juvenile Drug Offenses	66	54	25
School Truancy	118	148	44
Absent from Home	85	85	61
Beyond Parental Control	64	75	84
Injurious Behavior	90	59	58

Source: Missouri Office of State Courts Administrator.

## SCHOOL REPORTS \*\*\*

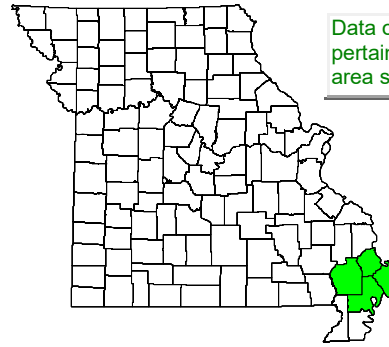
	2022-23	2021-22	2020-21
Reported School Suspensions	412	301	279
Reported Substance Related Suspensions	85	32	24
Reported Violence or Weapon Suspensions	49	36	39
Enrollment Grades K-8	13,570	13,840	13,845
Enrollment Grades 9-12	5,775	5,839	5,847
Dropouts	65	91	87

Source: Missouri Department of Elementary and Secondary Education.

\*\*\* County-level data are aggregated by school district. Reported suspensions and dropouts fewer than 5 in a district are suppressed and represented as zero in the county totals.



# MENTAL HEALTH S.A. 20



Data on this page pertain to the map area shaded green.

## DEMOGRAPHICS

	2022	2021	2020
Population Estimate	93,600	94,491	95,125
Median Household Income			
Poverty Estimate, Individuals of All Ages	15,811	16,997	15,503
Poverty Estimate, Children Under Age 18	5,062	5,289	5,206
Labor Force	46,226	47,286	47,294
Employed	44,968	45,256	44,651
Unemployed	1,258	2,030	2,643
Unemployment Rate	2.7%	4.3%	5.6%

## BIRTHS AND DEATHS

	2022	2021	2020
Resident Births	1,126	1,127	1,191
Resident Deaths	1,500	1,553	1,573
Suicide	17	13	14
Homicide	3	7	11
Alcohol Induced Deaths	9	8	3
Drug Induced Deaths	23	20	17
Smoking Attributable Deaths	267	259	277

Source: Missouri Department of Health and Senior Services

## IMPAIRED DRIVING

	2022	2021	2020
Alcohol Involved Fatal Crashes	2	0	4
Alcohol Involved Injury Crashes	28	26	41
Alcohol Involved Property Damage Crashes	52	49	65
Killed in Alcohol Involved Crashes	2	0	5
Injured in Alcohol Involved Crashes	39	33	71
Drug Involved Fatal Crashes	1	2	1
Drug Involved Injury Crashes	7	12	11
Drug Involved Property Damage Crashes	19	21	10
Killed in Drug Involved Crashes	1	3	1
Injured in Drug Involved Crashes	12	20	16

Source: Missouri Department of Public Safety, Missouri State Highway Patrol.

## POLICE REPORTS

	2022	2021	2020
DUI Arrests, DWI Tracking System	423	337	317
Liquor Law Arrests	7	5	5
Drug Arrests	648	496	480
Violent Offenses	457	478	350
Domestic Violence Reports	617	600	682
Property Offenses	1,605	1,473	1,539

Source: Missouri Department of Public Safety, Missouri State Highway Patrol.

## CRIMINAL JUSTICE

	FY 2023	FY 2022	FY 2021
Treatment Court Participants	115	122	132
Drug Conviction: Probation	272	339	223
Drug Conviction: Prison	196	237	188
Drug Conviction: Parole	210	192	202
DWI Conviction: Probation	13	14	22
DWI Conviction: Prison	11	11	11
DWI Conviction: Parole	10	8	6

Sources: Missouri Office of State Courts Administrator; Missouri Department of Corrections.

## JUVENILE PLACEMENTS \*

	2022	2021	2020
Total Out-of-Home Placements	260	253	246
Parental Alcohol Use Reported	9	8	11
Parental Drug Use Reported	144	124	175
Parental Use of Both Alcohol and Drugs Reported	3	3	7

Source: Missouri Department of Social Services, Children's Division

\* The Children's Division reports do not encompass all reasons for a removal from home but document adverse conditions. Multiple factors are often considered when a child is placed out of the home. Removals involving parental substance use conditions are included in this profile. Some 2022 data are not fully compatible with prior years' data due to category changes.

## HOSPITAL / EMERGENCY ROOM \*\*

Principal Disorder	2021	2020	2019
Alcohol Use: E.R. Services, then Discharged	219	217	170
Alcohol Use: E.R. Services, then Admitted	24	17	19
Alcohol Use: Admitted without E.R. Services	59	57	39
Drug Use: E.R. Services, then Discharged	312	345	302
Drug Use: E.R. Services, then Admitted	25	35	37
Drug Use: Admitted without E.R. Services	40	81	111
Mental: E.R. Services, then Discharged	1,079	1,155	952
Mental: E.R. Services, then Admitted	230	155	101
Mental: Admitted without E.R. Services	1,023	1,110	611

## HOSPITAL / EMERGENCY ROOM

Secondary Disorder	2021	2020	2019
Alcohol Use: E.R. Services, then Discharged	225	210	205
Alcohol Use: E.R. Services, then Admitted	118	130	108
Alcohol Use: Admitted without E.R. Services	360	382	305
Drug Use: E.R. Services, then Discharged	1,073	855	743
Drug Use: E.R. Services, then Admitted	233	184	159
Drug Use: Admitted without E.R. Services	846	864	556
Mental: E.R. Services, then Discharged	4,741	4,446	3,602
Mental: E.R. Services, then Admitted	718	771	466
Mental: Admitted without E.R. Services	2,843	3,048	1,921

Source: Missouri Department of Health and Senior Services

\*\* Hospital encounters are categorized based on ICD-10 diagnosis codes. Beginning with 2020 data, individuals with more than one encounter for a substance use or mental disorder are counted for each encounter they have during the calendar year.

## JUVENILE COURT REFERRALS

	2022	2021	2020
Child Abuse	37	46	31
Child Neglect	447	413	363
Child Custody Issues	93	108	84
Juvenile Violent Offenses	179	125	102
Juvenile Alcohol Offenses	21	2	4
Juvenile Drug Offenses	50	40	31
School Truancy	116	128	137
Absent from Home	38	38	17
Beyond Parental Control	56	71	59
Injurious Behavior	175	131	95

Source: Missouri Office of State Courts Administrator.

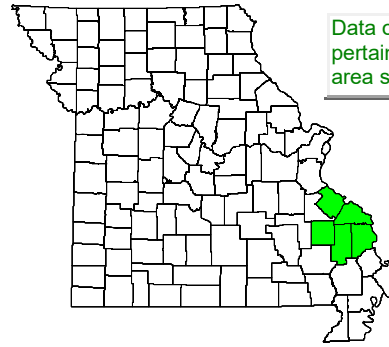
## SCHOOL REPORTS \*\*\*

	2022-23	2021-22	2020-21
Reported School Suspensions	390	286	123
Reported Substance Related Suspensions	28	24	10
Reported Violence or Weapon Suspensions	0	0	0
Enrollment Grades K-8	10,121	10,295	10,537
Enrollment Grades 9-12	4,715	4,797	4,760
Dropouts	17	25	28

Source: Missouri Department of Elementary and Secondary Education.

\*\*\* County-level data are aggregated by school district. Reported suspensions and dropouts fewer than 5 in a district are suppressed and represented as zero in the county totals.

# MENTAL HEALTH S.A. 21



Data on this page pertain to the map area shaded green.

## DEMOGRAPHICS

	2022	2021	2020
Population Estimate	143,672	142,923	142,439
Median Household Income			
Poverty Estimate, Individuals of All Ages	18,443	16,740	16,693
Poverty Estimate, Children Under Age 18	5,112	4,572	4,532
Labor Force	69,857	70,280	70,282
Employed	68,257	67,737	66,522
Unemployed	1,600	2,543	3,760
Unemployment Rate	2.3%	3.6%	5.3%

## BIRTHS AND DEATHS

	2022	2021	2020
Resident Births	1,551	1,547	1,586
Resident Deaths	1,709	1,779	1,939
Suicide	25	23	35
Homicide	11	2	6
Alcohol Induced Deaths	6	6	13
Drug Induced Deaths	27	27	42
Smoking Attributable Deaths	277	269	262

Source: Missouri Department of Health and Senior Services

## IMPAIRED DRIVING

	2022	2021	2020
Alcohol Involved Fatal Crashes	8	3	1
Alcohol Involved Injury Crashes	46	61	36
Alcohol Involved Property Damage Crashes	73	97	94
Killed in Alcohol Involved Crashes	8	3	1
Injured in Alcohol Involved Crashes	61	82	48
Drug Involved Fatal Crashes	2	1	0
Drug Involved Injury Crashes	7	12	10
Drug Involved Property Damage Crashes	16	20	15
Killed in Drug Involved Crashes	2	1	0
Injured in Drug Involved Crashes	12	19	15

Source: Missouri Department of Public Safety, Missouri State Highway Patrol.

## POLICE REPORTS

	2022	2021	2020
DUI Arrests, DWI Tracking System	408	485	431
Liquor Law Arrests	25	18	11
Drug Arrests	723	610	523
Violent Offenses	525	602	667
Domestic Violence Reports	785	850	934
Property Offenses	1,866	2,244	2,297

Source: Missouri Department of Public Safety, Missouri State Highway Patrol.

## CRIMINAL JUSTICE

	FY 2023	FY 2022	FY 2021
Treatment Court Participants	112	126	96
Drug Conviction: Probation	239	238	142
Drug Conviction: Prison	164	179	137
Drug Conviction: Parole	203	219	201
DWI Conviction: Probation	20	23	11
DWI Conviction: Prison	13	12	8
DWI Conviction: Parole	11	9	8

Sources: Missouri Office of State Courts Administrator; Missouri Department of Corrections.

## JUVENILE PLACEMENTS \*

	2022	2021	2020
Total Out-of-Home Placements	163	283	195
Parental Alcohol Use Reported	1	10	15
Parental Drug Use Reported	93	164	122
Parental Use of Both Alcohol and Drugs Reported	1	4	9

Source: Missouri Department of Social Services, Children's Division

\* The Children's Division reports do not encompass all reasons for a removal from home but document adverse conditions. Multiple factors are often considered when a child is placed out of the home. Removals involving parental substance use conditions are included in this profile. Some 2022 data are not fully compatible with prior years' data due to category changes.

## HOSPITAL / EMERGENCY ROOM \*\*

Principal Disorder	2021	2020	2019
Alcohol Use: E.R. Services, then Discharged	357	333	251
Alcohol Use: E.R. Services, then Admitted	37	30	27
Alcohol Use: Admitted without E.R. Services	63	57	55
Drug Use: E.R. Services, then Discharged	320	318	307
Drug Use: E.R. Services, then Admitted	14	13	22
Drug Use: Admitted without E.R. Services	49	68	92
Mental: E.R. Services, then Discharged	1,426	1,361	1,215
Mental: E.R. Services, then Admitted	227	160	155
Mental: Admitted without E.R. Services	1,037	949	543

## HOSPITAL / EMERGENCY ROOM

Secondary Disorder	2021	2020	2019
Alcohol Use: E.R. Services, then Discharged	353	368	374
Alcohol Use: E.R. Services, then Admitted	188	211	125
Alcohol Use: Admitted without E.R. Services	340	398	307
Drug Use: E.R. Services, then Discharged	1,633	1,272	1,104
Drug Use: E.R. Services, then Admitted	273	189	192
Drug Use: Admitted without E.R. Services	723	643	460
Mental: E.R. Services, then Discharged	7,773	7,434	5,362
Mental: E.R. Services, then Admitted	1,504	1,330	652
Mental: Admitted without E.R. Services	2,787	2,976	1,794

Source: Missouri Department of Health and Senior Services

\*\* Hospital encounters are categorized based on ICD-10 diagnosis codes. Beginning with 2020 data, individuals with more than one encounter for a substance use or mental disorder are counted for each encounter they have during the calendar year.

## JUVENILE COURT REFERRALS

	2022	2021	2020
Child Abuse	53	45	43
Child Neglect	357	384	186
Child Custody Issues	5	2	9
Juvenile Violent Offenses	153	97	49
Juvenile Alcohol Offenses	18	8	9
Juvenile Drug Offenses	35	26	16
School Truancy	216	98	98
Absent from Home	76	91	54
Beyond Parental Control	13	35	33
Injurious Behavior	217	133	69

Source: Missouri Office of State Courts Administrator.

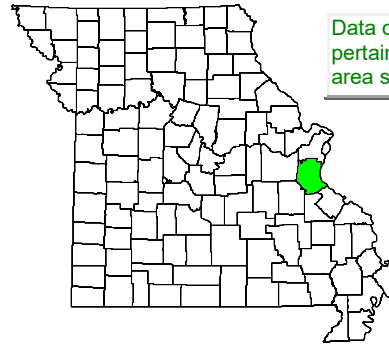
## SCHOOL REPORTS \*\*\*

	2022-23	2021-22	2020-21
Reported School Suspensions	121	212	116
Reported Substance Related Suspensions	136	33	26
Reported Violence or Weapon Suspensions	79	7	0
Enrollment Grades K-8	12,260	12,340	12,330
Enrollment Grades 9-12	5,713	5,699	5,562
Dropouts	73	92	110

Source: Missouri Department of Elementary and Secondary Education.

\*\*\* County-level data are aggregated by school district. Reported suspensions and dropouts fewer than 5 in a district are suppressed and represented as zero in the county totals.

# MENTAL HEALTH S.A. 22



Data on this page pertain to the map area shaded green.

## DEMOGRAPHICS

	2022	2021	2020
Population Estimate	229,336	227,934	226,927
Median Household Income			
Poverty Estimate, Individuals of All Ages	20,356	19,654	19,991
Poverty Estimate, Children Under Age 18	5,150	5,585	5,357
Labor Force	118,310	117,556	116,774
Employed	115,524	112,790	109,655
Unemployed	2,786	4,766	7,119
Unemployment Rate	2.4%	4.1%	6.1%

## BIRTHS AND DEATHS

	2022	2021	2020
Resident Births	2,326	2,414	2,387
Resident Deaths	2,553	2,527	2,469
Suicide	58	50	65
Homicide	12	13	9
Alcohol Induced Deaths	29	32	35
Drug Induced Deaths	108	129	115
Smoking Attributable Deaths	387	375	370

Source: Missouri Department of Health and Senior Services

## IMPAIRED DRIVING

	2022	2021	2020
Alcohol Involved Fatal Crashes	4	10	8
Alcohol Involved Injury Crashes	74	59	73
Alcohol Involved Property Damage Crashes	123	121	110
Killed in Alcohol Involved Crashes	4	12	8
Injured in Alcohol Involved Crashes	95	82	106
Drug Involved Fatal Crashes	0	7	9
Drug Involved Injury Crashes	20	24	30
Drug Involved Property Damage Crashes	34	33	38
Killed in Drug Involved Crashes	0	7	10
Injured in Drug Involved Crashes	23	39	51

Source: Missouri Department of Public Safety, Missouri State Highway Patrol.

## POLICE REPORTS

	2022	2021	2020
DUI Arrests, DWI Tracking System	703	800	684
Liquor Law Arrests	29	35	14
Drug Arrests	932	611	707
Violent Offenses	622	680	726
Domestic Violence Reports	1,289	1,155	1,451
Property Offenses	2,820	3,047	3,787

Source: Missouri Department of Public Safety, Missouri State Highway Patrol.

## CRIMINAL JUSTICE

	FY 2023	FY 2022	FY 2021
Treatment Court Participants	79	65	60
Drug Conviction: Probation	337	415	241
Drug Conviction: Prison	139	177	167
Drug Conviction: Parole	225	213	252
DWI Conviction: Probation	36	47	40
DWI Conviction: Prison	8	14	10
DWI Conviction: Parole	21	20	16

Sources: Missouri Office of State Courts Administrator; Missouri Department of Corrections.

## JUVENILE PLACEMENTS \*

	2022	2021	2020
Total Out-of-Home Placements	303	234	278
Parental Alcohol Use Reported	16	7	15
Parental Drug Use Reported	152	142	181
Parental Use of Both Alcohol and Drugs Reported	11	5	13

Source: Missouri Department of Social Services, Children's Division

\* The Children's Division reports do not encompass all reasons for a removal from home but document adverse conditions. Multiple factors are often considered when a child is placed out of the home. Removals involving parental substance use conditions are included in this profile. Some 2022 data are not fully compatible with prior years' data due to category changes.

## HOSPITAL / EMERGENCY ROOM \*\*

Principal Disorder	2021	2020	2019
Alcohol Use: E.R. Services, then Discharged	364	390	278
Alcohol Use: E.R. Services, then Admitted	180	147	81
Alcohol Use: Admitted without E.R. Services	70	65	58
Drug Use: E.R. Services, then Discharged	405	418	467
Drug Use: E.R. Services, then Admitted	94	87	94
Drug Use: Admitted without E.R. Services	72	88	111
Mental: E.R. Services, then Discharged	1,668	1,609	1,531
Mental: E.R. Services, then Admitted	1,760	1,756	1,181
Mental: Admitted without E.R. Services	676	753	440

## HOSPITAL / EMERGENCY ROOM

Secondary Disorder	2021	2020	2019
Alcohol Use: E.R. Services, then Discharged	289	354	255
Alcohol Use: E.R. Services, then Admitted	1,017	1,040	760
Alcohol Use: Admitted without E.R. Services	260	253	231
Drug Use: E.R. Services, then Discharged	548	608	642
Drug Use: E.R. Services, then Admitted	1,584	1,426	1,050
Drug Use: Admitted without E.R. Services	564	567	507
Mental: E.R. Services, then Discharged	2,525	2,541	2,026
Mental: E.R. Services, then Admitted	5,972	5,188	3,744
Mental: Admitted without E.R. Services	2,443	2,133	1,919

Source: Missouri Department of Health and Senior Services

\*\* Hospital encounters are categorized based on ICD-10 diagnosis codes. Beginning with 2020 data, individuals with more than one encounter for a substance use or mental disorder are counted for each encounter they have during the calendar year.

## JUVENILE COURT REFERRALS

	2022	2021	2020
Child Abuse	397	100	110
Child Neglect	213	198	212
Child Custody Issues	140	68	88
Juvenile Violent Offenses	344	252	204
Juvenile Alcohol Offenses	24	21	14
Juvenile Drug Offenses	163	53	36
School Truancy	175	140	95
Absent from Home	137	105	88
Beyond Parental Control	57	60	67
Injurious Behavior	112	84	61

Source: Missouri Office of State Courts Administrator.

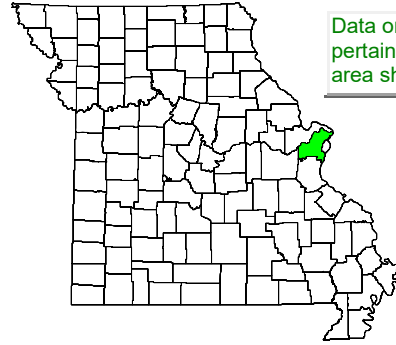
## SCHOOL REPORTS \*\*\*

	2022-23	2021-22	2020-21
Reported School Suspensions	649	525	169
Reported Substance Related Suspensions	244	180	46
Reported Violence or Weapon Suspensions	13	25	0
Enrollment Grades K-8	22,692	21,922	22,142
Enrollment Grades 9-12	11,233	10,621	10,456
Dropouts	282	171	217

Source: Missouri Department of Elementary and Secondary Education.

\*\*\* County-level data are aggregated by school district. Reported suspensions and dropouts fewer than 5 in a district are suppressed and represented as zero in the county totals.

# MENTAL HEALTH S.A. 23



Data on this page pertain to the map area shaded green.

## DEMOGRAPHICS

	2022	2021	2020
Population Estimate	990,414	998,227	1,003,056
Median Household Income			
Poverty Estimate, Individuals of All Ages	101,623	102,288	88,893
Poverty Estimate, Children Under Age 18	30,200	28,662	24,856
Labor Force	527,524	526,087	524,721
Employed	514,653	502,408	491,901
Unemployed	12,871	23,679	32,820
Unemployment Rate	2.4%	4.5%	6.3%

## BIRTHS AND DEATHS

	2022	2021	2020
Resident Births	10,475	10,494	10,575
Resident Deaths	11,281	11,370	12,502
Suicide	151	148	143
Homicide	176	174	189
Alcohol Induced Deaths	130	118	98
Drug Induced Deaths	401	424	407
Smoking Attributable Deaths	1,288	1,285	1,390

Source: Missouri Department of Health and Senior Services

## IMPAIRED DRIVING

	2022	2021	2020
Alcohol Involved Fatal Crashes	10	0	14
Alcohol Involved Injury Crashes	209	232	216
Alcohol Involved Property Damage Crashes	380	381	343
Killed in Alcohol Involved Crashes	11	21	14
Injured in Alcohol Involved Crashes	308	345	291
Drug Involved Fatal Crashes	9	17	15
Drug Involved Injury Crashes	68	86	95
Drug Involved Property Damage Crashes	66	99	91
Killed in Drug Involved Crashes	10	18	19
Injured in Drug Involved Crashes	96	129	130

Source: Missouri Department of Public Safety, Missouri State Highway Patrol.

## POLICE REPORTS

	2022	2021	2020
DUI Arrests, DWI Tracking System	2,343	2,167	1,860
Liquor Law Arrests	105	74	134
Drug Arrests	4,249	4,006	3,903
Violent Offenses	3,980	4,292	4,274
Domestic Violence Reports	4,366	4,666	6,289
Property Offenses	23,538	21,171	22,354

Source: Missouri Department of Public Safety, Missouri State Highway Patrol.

## CRIMINAL JUSTICE

	FY 2023	FY 2022	FY 2021
Treatment Court Participants	343	358	380
Drug Conviction: Probation	219	207	123
Drug Conviction: Prison	32	58	62
Drug Conviction: Parole	74	104	204
DWI Conviction: Probation	70	77	46
DWI Conviction: Prison	5	5	7
DWI Conviction: Parole	6	15	16

Sources: Missouri Office of State Courts Administrator; Missouri Department of Corrections.

## JUVENILE PLACEMENTS \*

	2022	2021	2020
Total Out-of-Home Placements	430	425	437
Parental Alcohol Use Reported	9	11	16
Parental Drug Use Reported	175	170	136
Parental Use of Both Alcohol and Drugs Reported	2	3	6

Source: Missouri Department of Social Services, Children's Division

\* The Children's Division reports do not encompass all reasons for a removal from home but document adverse conditions. Multiple factors are often considered when a child is placed out of the home. Removals involving parental substance use conditions are included in this profile. Some 2022 data are not fully compatible with prior years' data due to category changes.

## HOSPITAL / EMERGENCY ROOM \*\*

Principal Disorder	2021	2020	2019
Alcohol Use: E.R. Services, then Discharged	2,208	2,103	1,841
Alcohol Use: E.R. Services, then Admitted	911	833	591
Alcohol Use: Admitted without E.R. Services	522	458	450
Drug Use: E.R. Services, then Discharged	1,843	2,177	1,833
Drug Use: E.R. Services, then Admitted	382	465	420
Drug Use: Admitted without E.R. Services	458	446	438
Mental: E.R. Services, then Discharged	7,681	7,517	6,820
Mental: E.R. Services, then Admitted	6,650	6,547	4,473
Mental: Admitted without E.R. Services	3,558	3,290	2,002

## HOSPITAL / EMERGENCY ROOM

Secondary Disorder	2021	2020	2019
Alcohol Use: E.R. Services, then Discharged	1,896	2,053	2,042
Alcohol Use: E.R. Services, then Admitted	4,340	4,207	3,202
Alcohol Use: Admitted without E.R. Services	1,439	1,441	1,401
Drug Use: E.R. Services, then Discharged	3,820	4,654	5,007
Drug Use: E.R. Services, then Admitted	5,721	5,578	4,223
Drug Use: Admitted without E.R. Services	2,938	2,756	2,373
Mental: E.R. Services, then Discharged	17,167	19,350	17,146
Mental: E.R. Services, then Admitted	24,824	22,565	14,460
Mental: Admitted without E.R. Services	12,507	11,917	8,932

Source: Missouri Department of Health and Senior Services

\*\* Hospital encounters are categorized based on ICD-10 diagnosis codes. Beginning with 2020 data, individuals with more than one encounter for a substance use or mental disorder are counted for each encounter they have during the calendar year.

## JUVENILE COURT REFERRALS

	2022	2021	2020
Child Abuse	243	376	274
Child Neglect	566	629	575
Child Custody Issues	157	192	163
Juvenile Violent Offenses	865	554	508
Juvenile Alcohol Offenses	40	19	22
Juvenile Drug Offenses	231	142	131
School Truancy	217	113	187
Absent from Home	787	583	721
Beyond Parental Control	6	23	20
Injurious Behavior	18	31	28

Source: Missouri Office of State Courts Administrator.

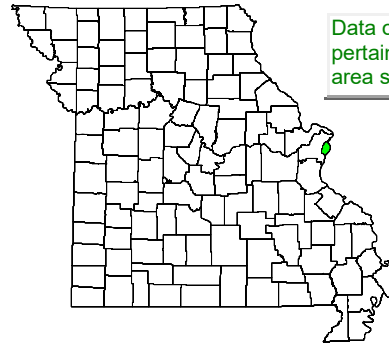
## SCHOOL REPORTS \*\*\*

	2022-23	2021-22	2020-21
Reported School Suspensions	3,537	3,727	265
Reported Substance Related Suspensions	491	479	54
Reported Violence or Weapon Suspensions	287	221	5
Enrollment Grades K-8	88,460	89,416	89,528
Enrollment Grades 9-12	43,013	43,448	42,778
Dropouts	819	891	511

Source: Missouri Department of Elementary and Secondary Education.

\*\*\* County-level data are aggregated by school district. Reported suspensions and dropouts fewer than 5 in a district are suppressed and represented as zero in the county totals.

# MENTAL HEALTH S.A. 24-25



Data on this page pertain to the map area shaded green.

## DEMOGRAPHICS

	2022	2021	2020
Population Estimate	286,578	293,562	300,483
Median Household Income			
Poverty Estimate, Individuals of All Ages	59,041	60,908	59,993
Poverty Estimate, Children Under Age 18	16,815	17,437	15,614
Labor Force	149,069	150,531	152,292
Employed	144,444	140,948	139,334
Unemployed	4,625	9,583	12,958
Unemployment Rate	3.1%	6.4%	8.5%

## BIRTHS AND DEATHS

	2022	2021	2020
Resident Births	3,344	3,707	3,792
Resident Deaths	3,302	3,423	3,666
Suicide	57	37	37
Homicide	164	161	193
Alcohol Induced Deaths	93	62	71
Drug Induced Deaths	320	288	303
Smoking Attributable Deaths	349	385	384

Source: Missouri Department of Health and Senior Services

## IMPAIRED DRIVING

	2022	2021	2020
Alcohol Involved Fatal Crashes	1	1	2
Alcohol Involved Injury Crashes	30	36	31
Alcohol Involved Property Damage Crashes	18	26	31
Killed in Alcohol Involved Crashes	1	0	2
Injured in Alcohol Involved Crashes	43	57	44
Drug Involved Fatal Crashes	0	0	0
Drug Involved Injury Crashes	10	10	16
Drug Involved Property Damage Crashes	5	8	5
Killed in Drug Involved Crashes	0	0	0
Injured in Drug Involved Crashes	13	17	28

Source: Missouri Department of Public Safety, Missouri State Highway Patrol.

## POLICE REPORTS

	2022	2021	2020
DUI Arrests, DWI Tracking System	87	153	195
Liquor Law Arrests	201	285	0
Drug Arrests	1,377	1,163	828
Violent Offenses	4,245	4,984	6,018
Domestic Violence Reports	1,890	1,996	718
Property Offenses	20,968	17,879	17,619

Source: Missouri Department of Public Safety, Missouri State Highway Patrol.

## CRIMINAL JUSTICE

	FY 2023	FY 2022	FY 2021
Treatment Court Participants	175	169	279
Drug Conviction: Probation	80	110	66
Drug Conviction: Prison	42	75	109
Drug Conviction: Parole	96	124	211
DWI Conviction: Probation	1	1	0
DWI Conviction: Prison	0	1	0
DWI Conviction: Parole	0	0	0

Sources: Missouri Office of State Courts Administrator; Missouri Department of Corrections.

## JUVENILE PLACEMENTS \*

	2022	2021	2020
Total Out-of-Home Placements	282	276	241
Parental Alcohol Use Reported	5	4	12
Parental Drug Use Reported	117	116	94
Parental Use of Both Alcohol and Drugs Reported	5	4	3

Source: Missouri Department of Social Services, Children's Division

\* The Children's Division reports do not encompass all reasons for a removal from home but document adverse conditions. Multiple factors are often considered when a child is placed out of the home. Removals involving parental substance use conditions are included in this profile. Some 2022 data are not fully compatible with prior years' data due to category changes.

## HOSPITAL / EMERGENCY ROOM \*\*

Principal Disorder	2021	2020	2019
Alcohol Use: E.R. Services, then Discharged	1,330	1,502	1,160
Alcohol Use: E.R. Services, then Admitted	515	514	293
Alcohol Use: Admitted without E.R. Services	255	173	183
Drug Use: E.R. Services, then Discharged	1,467	1,728	1,284
Drug Use: E.R. Services, then Admitted	447	454	380
Drug Use: Admitted without E.R. Services	354	328	348
Mental: E.R. Services, then Discharged	2,908	3,111	2,685
Mental: E.R. Services, then Admitted	2,485	2,763	1,756
Mental: Admitted without E.R. Services	1,851	1,654	1,068

## HOSPITAL / EMERGENCY ROOM

Secondary Disorder	2021	2020	2019
Alcohol Use: E.R. Services, then Discharged	1,218	1,439	1,300
Alcohol Use: E.R. Services, then Admitted	2,233	2,358	1,607
Alcohol Use: Admitted without E.R. Services	859	669	644
Drug Use: E.R. Services, then Discharged	2,765	3,789	3,472
Drug Use: E.R. Services, then Admitted	3,685	3,819	2,596
Drug Use: Admitted without E.R. Services	2,005	1,842	1,552
Mental: E.R. Services, then Discharged	7,619	8,487	6,677
Mental: E.R. Services, then Admitted	8,089	7,620	4,427
Mental: Admitted without E.R. Services	3,693	3,103	2,432

Source: Missouri Department of Health and Senior Services

\*\* Hospital encounters are categorized based on ICD-10 diagnosis codes. Beginning with 2020 data, individuals with more than one encounter for a substance use or mental disorder are counted for each encounter they have during the calendar year.

## JUVENILE COURT REFERRALS

	2022	2021	2020
Child Abuse	29	41	29
Child Neglect	321	338	478
Child Custody Issues	72	70	67
Juvenile Violent Offenses	186	148	137
Juvenile Alcohol Offenses	2	1	1
Juvenile Drug Offenses	31	30	33
School Truancy	63	22	121
Absent from Home	36	22	32
Beyond Parental Control	0	1	5
Injurious Behavior	19	16	10

Source: Missouri Office of State Courts Administrator.

## SCHOOL REPORTS \*\*\*

	2022-23	2021-22	2020-21
Reported School Suspensions	801	1,015	53
Reported Substance Related Suspensions	118	162	0
Reported Violence or Weapon Suspensions	237	247	8
Enrollment Grades K-8	20,771	21,685	22,229
Enrollment Grades 9-12	7,225	7,319	8,163
Dropouts	660	621	405

Source: Missouri Department of Elementary and Secondary Education.

\*\*\* County-level data are aggregated by school district. Reported suspensions and dropouts fewer than 5 in a district are suppressed and represented as zero in the county totals.