

Section E: Behavioral Health Indicators

Maps illustrating the geographic areas are provided in the Status Report Appendix.

Click on the [red links](#) or scroll down to view the profiles that are currently available.

Missouri and Counties

Missouri	E-001	Adair County	E-002	Andrew County	E-003	Atchison County	E-004
Audrain County	E-005	Barry County	E-006	Barton County	E-007	Bates County	E-008
Benton County	E-009	Bollinger County	E-010	Boone County	E-011	Buchanan County	E-012
Butler County	E-013	Caldwell County	E-014	Callaway County	E-015	Camden County	E-016
Cape Girardeau County	E-017	Carroll County	E-018	Carter County	E-019	Cass County	E-020
Cedar County	E-021	Chariton County	E-022	Christian County	E-023	Clark County	E-024
Clay County	E-025	Clinton County	E-026	Cole County	E-027	Cooper County	E-028
Crawford County	E-029	Dade County	E-030	Dallas County	E-031	Daviess County	E-032
DeKalb County	E-033	Dent County	E-034	Douglas County	E-035	Dunklin County	E-036
Franklin County	E-037	Gasconade County	E-038	Gentry County	E-039	Greene County	E-040
Grundy County	E-041	Harrison County	E-042	Henry County	E-043	Hickory County	E-044
Holt County	E-045	Howard County	E-046	Howell County	E-047	Iron County	E-048
Jackson County	E-049	Jasper County	E-050	Jefferson County	E-051	Johnson County	E-052
Knox County	E-053	Laclede County	E-054	Lafayette County	E-055	Lawrence County	E-056
Lewis County	E-057	Lincoln County	E-058	Linn County	E-059	Livingston County	E-060
McDonald County	E-061	Macon County	E-062	Madison County	E-063	Maries County	E-064
Marion County	E-065	Mercer County	E-066	Miller County	E-067	Mississippi County	E-068
Moniteau County	E-069	Monroe County	E-070	Montgomery County	E-071	Morgan County	E-072
New Madrid County	E-073	Newton County	E-074	Nodaway County	E-075	Oregon County	E-076
Osage County	E-077	Ozark County	E-078	Pemiscot County	E-079	Perry County	E-080
Pettis County	E-081	Phelps County	E-082	Pike County	E-083	Platte County	E-084
Polk County	E-085	Pulaski County	E-086	Putnam County	E-087	Ralls County	E-088
Randolph County	E-089	Ray County	E-090	Reynolds County	E-091	Ripley County	E-092
Saint Charles County	E-093	Saint Clair County	E-094	Saint Genevieve County	E-095	Saint Francois County	E-096
Saint Louis County	E-097	Saline County	E-098	Schuyler County	E-099	Scotland County	E-100
Scott County	E-101	Shannon County	E-102	Shelby County	E-103	Stoddard County	E-104
Stone County	E-105	Sullivan County	E-106	Taney County	E-107	Texas County	E-108
Vernon County	E-109	Warren County	E-110	Washington County	E-111	Wayne County	E-112
Webster County	E-113	Worth County	E-114	Wright County	E-115	Saint Louis City	E-116

Division of Behavioral Health: Data Analysis Regions

Northwest Region	E-117	Central Region	E-118	Eastern Region	E-119	Southwest Region	E-120
Southeast Region	E-121						

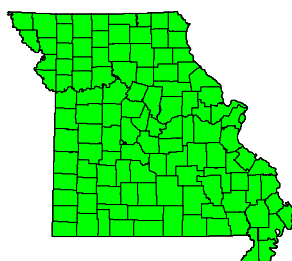
Substance Use Disorder Service Areas

SUD Service Area 1	E-122	SUD Service Areas 2-5	E-123	SUD Service Area 6	E-124	SUD Service Area 7	E-125
SUD Service Area 8	E-126	SUD Service Area 9	E-127	SUD Service Area 10	E-128	SUD Service Area 11	E-129
SUD Service Area 12	E-130	SUD Service Area 13	E-131	SUD Service Area 14	E-132	SUD Service Area 15	E-133
SUD Service Area 16	E-134	SUD Service Area 17	E-135	SUD Service Area 18	E-136	SUD Service Area 19	E-137
SUD Service Area 20	E-138	SUD Service Area 21	E-139	SUD Service Area 22	E-140	SUD Service Areas 23-25	E-141

Mental Health Service Areas

MH Service Area 1	E-122	MH Service Areas 2-5	E-123	MH Service Area 6	E-124	MH Service Area 7	E-125
MH Service Area 8A	E-126	MH Service Area 8B	E-127	MH Service Area 9	E-128	MH Service Area 10	E-129
MH Service Area 11	E-130	MH Service Area 12	E-131	MH Service Area 13	E-132	MH Service Area 14	E-133
MH Service Area 15	E-134	MH Service Area 16	E-135	MH Service Area 17A	E-136	MH Service Area 17B	E-137
MH Service Area 18	E-138	MH Service Area 19	E-139	MH Service Area 20	E-140	MH Service Area 21	E-141
MH Service Area 22	E-142	MH Service Area 23	E-143	MH Service Areas 24-25	E-144		

MISSOURI



BIRTHS AND DEATHS

	2021	2020	2019
Resident Births	69,269	69,277	72,103
Resident Deaths (total)	73,832	73,883	62,155
COVID-19 Deaths	7,757	7,134	
Suicide	1,174	1,125	1,130
Homicide	716	802	623
Alcohol Induced Deaths	921	790	606
Drug Induced Deaths	2,239	1,954	1,647
Smoking Attributable Deaths	9,892	10,123	9,768

HOSPITAL AND EMERGENCY ROOM ¹

Principal Disorder

	2020	2019	2018
Alcohol Use: ER Treatment, then Discharged	18,441	13,805	17,848
Alcohol Use: ER Treatment, then Admitted	5,439	3,358	5,891
Alcohol Use: Admitted without ER Services	4,268	3,187	4,153
Drug Use: ER Treatment, then Discharged	15,829	14,017	15,013
Drug Use: ER Treatment, then Admitted	2,896	2,526	3,352
Drug Use: Admitted without ER Services	3,340	3,207	3,824
Mental: ER Treatment, then Discharged	52,446	45,060	55,122
Mental: ER Treatment, then Admitted	27,408	18,963	31,847
Mental: Admitted without ER Services	37,130	24,055	38,948

Secondary Disorder

Alcohol Use: ER Treatment, then Discharged	17,326	14,849	16,031
Alcohol Use: ER Treatment, then Admitted	20,259	15,090	21,818
Alcohol Use: Admitted without ER Services	16,153	13,243	14,969
Drug Use: ER Treatment, then Discharged	31,474	27,931	27,134
Drug Use: ER Treatment, then Admitted	29,449	21,913	30,859
Drug Use: Admitted without ER Services	28,315	23,088	25,402
Mental: ER Treatment, then Discharged	163,740	119,760	204,078
Mental: ER Treatment, then Admitted	103,861	66,647	141,143
Mental: Admitted without ER Services	102,291	72,341	116,583

IMPAIRED DRIVING

	2021	2020	2019
Alcohol Involved Fatal Crashes	132	155	123
Alcohol Involved Injury Crashes	2,036	2,022	1,801
Alcohol Involved Property Damage Crashes	3,199	2,993	3,043
Killed in Alcohol Involved Crashes	163	165	134
Injured in Alcohol Involved Crashes	2,831	2,817	2,616
Drug Involved Fatal Crashes	88	98	75
Drug Involved Injury Crashes	622	673	543
Drug Involved Property Damage Crashes	829	776	633
Killed in Drug Involved Crashes	94	110	79
Injured in Drug Involved Crashes	941	1,013	856

POLICE REPORTS ²

	2021	2020	2019
DUI Arrests, DWI Tracking System	20,559	17,614	20,036
Liquor Law Arrests	2,218	1,351	3,127
Drug Arrests	26,226	28,699	39,749
Violent Offenses	32,170	32,917	30,559
Domestic Violence Reports	37,235	42,673	59,724
Property Offenses	140,004	153,011	161,313

SCHOOL REPORTS

	2020-21	2019-20	2018-19
Enrollment Grades K-12	865,612	879,455	879,563
School Discipline Involving Alcohol	52	340	472
School Discipline Involving Drugs	815	1,727	2,152
School Discipline Involving Tobacco	20	99	226
Enrollment Grades 9-12	269,319	268,704	267,806
Dropouts	4,510	3,651	4,903

JUVENILE COURT REFERRALS

	2021	2020	2019
Child Abuse	2,116	2,093	2,611
Child Neglect	9,970	8,904	10,339
Child Custody Issues	1,648	1,649	1,615
Juvenile Violent Offenses	4,420	3,666	5,375
Juvenile Alcohol Offenses	281	284	346
Juvenile Drug Offenses	1,166	876	1,488
School Truancy	2,525	2,208	3,174
Absent from Home	2,166	2,171	2,556
Beyond Parental Control	1,549	1,431	1,804
Injurious Behavior	3,709	3,207	4,589

JUVENILE COURT PLACEMENTS ³

	2021	2020	2019
Total Out-of-Home Placements	6,745	6,311	7,152
Parental Alcohol Use Reported	326	200	208
Parental Drug Use Reported	3,375	2,899	3,166
Parental Alcohol and Drug Use Reported	144	193	174

CRIMINAL JUSTICE

	FY 2022	FY 2021	FY 2020
Drug Treatment Court Participants	6,344	6,597	7,205
Probation/Parole Admissions--Drug	11,191	10,084	12,331
Probation/Parole Admissions--DWI	1,197	1,094	1,416
Prison Admissions--Drug	4,130	3,766	4,396
Prison Admissions--DWI	339	296	344

DEMOGRAPHICS

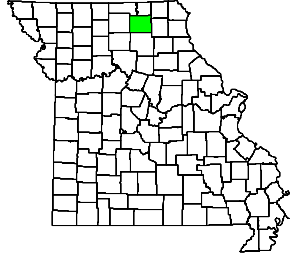
	2021	2020	2019
Population Estimate	6,168,187	6,154,481	6,137,428
Labor Force	3,062,449	3,052,700	3,083,245
Employed	2,928,368	2,867,162	2,981,688
Unemployed	134,081	185,538	101,557
Unemployment Rate	4.4%	6.1%	3.3%
Poverty Estimate, individuals of all ages	Unavailable	725,117	766,238
Poverty Estimate, children under age 18	Unavailable	208,410	227,828
Median Household Income	Unavailable	\$58,812	\$57,375

¹ Hospital counts for alcohol, drug, and mental disorders are based on ICD-10 diagnosis codes. Beginning with 2020 data, individuals are counted for each hospital encounter they have during the calendar year.

² In 2019 the National Incident Based Reporting System (NIPRS) replaced the Uniform Crime Reporting (UCR) system for Missouri crime and arrest reports. NIPRS data might not be fully comparable to the UCR.

³ DSS Children's Division reports do not encompass all reasons for removal but document adverse conditions present. Multiple conditions and factors are often considered when a child is placed out of the home. Only the parental substance use conditions are included in this profile.

ADAIR COUNTY



BIRTHS AND DEATHS

	2021	2020	2019
Resident Births	266	284	301
Resident Deaths (total)	290	241	247
COVID-19 Deaths	35	11	
Suicide	2	3	1
Homicide	1	0	2
Alcohol Induced Deaths	2	3	1
Drug Induced Deaths	1	8	1
Smoking Attributable Deaths	41	37	39

HOSPITAL AND EMERGENCY ROOM ¹

Principal Disorder

	2020	2019	2018
Alcohol Use: ER Treatment, then Discharged	77	58	88
Alcohol Use: ER Treatment, then Admitted	3	4	7
Alcohol Use: Admitted without ER Services	11	10	18
Drug Use: ER Treatment, then Discharged	39	28	27
Drug Use: ER Treatment, then Admitted	4	5	3
Drug Use: Admitted without ER Services	2	4	8
Mental: ER Treatment, then Discharged	173	176	247
Mental: ER Treatment, then Admitted	23	25	47
Mental: Admitted without ER Services	91	75	82

Secondary Disorder

Alcohol Use: ER Treatment, then Discharged	65	36	40
Alcohol Use: ER Treatment, then Admitted	10	13	21
Alcohol Use: Admitted without ER Services	59	70	67
Drug Use: ER Treatment, then Discharged	77	55	52
Drug Use: ER Treatment, then Admitted	17	23	26
Drug Use: Admitted without ER Services	94	97	94
Mental: ER Treatment, then Discharged	1,262	672	914
Mental: ER Treatment, then Admitted	56	47	96
Mental: Admitted without ER Services	593	332	703

IMPAIRED DRIVING

	2021	2020	2019
Alcohol Involved Fatal Crashes	0	1	1
Alcohol Involved Injury Crashes	7	3	6
Alcohol Involved Property Damage Crashes	4	10	14
Killed in Alcohol Involved Crashes	0	1	1
Injured in Alcohol Involved Crashes	7	4	7
Drug Involved Fatal Crashes	0	0	0
Drug Involved Injury Crashes	0	1	3
Drug Involved Property Damage Crashes	1	4	0
Killed in Drug Involved Crashes	0	0	0
Injured in Drug Involved Crashes	0	1	3

POLICE REPORTS ²

	2021	2020	2019
DUI Arrests, DWI Tracking System	63	69	76
Liquor Law Arrests	11	15	30
Drug Arrests	18	35	69
Violent Offenses	100	110	93
Domestic Violence Reports	114	255	324
Property Offenses	854	820	775

SCHOOL REPORTS

	2020-21	2019-20	2018-19
Enrollment Grades K-12	2,645	2,747	2,787
School Discipline Involving Alcohol	0	2	0
School Discipline Involving Drugs	0	8	2
School Discipline Involving Tobacco	0	0	0
Enrollment Grades 9-12	852	889	854
Dropouts	18	8	18

JUVENILE COURT REFERRALS

	2021	2020	2019
Child Abuse	3	3	3
Child Neglect	61	68	78
Child Custody Issues	0	0	0
Juvenile Violent Offenses	23	20	16
Juvenile Alcohol Offenses	0	0	5
Juvenile Drug Offenses	6	5	8
School Truancy	3	2	5
Absent from Home	12	5	5
Beyond Parental Control	10	13	15
Injurious Behavior	10	13	21

JUVENILE COURT PLACEMENTS ³

	2021	2020	2019
Total Out-of-Home Placements	54	56	55
Parental Alcohol Use Reported	2	4	3
Parental Drug Use Reported	35	35	17
Parental Alcohol and Drug Use Reported	1	0	1

CRIMINAL JUSTICE

	FY 2022	FY 2021	FY 2020
Drug Treatment Court Participants	68	50	50
Probation/Parole Admissions--Drug	42	35	53
Probation/Parole Admissions--DWI	5	4	2
Prison Admissions--Drug	22	25	35
Prison Admissions--DWI	1	1	0

DEMOGRAPHICS

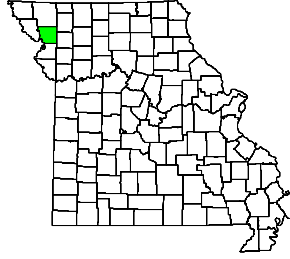
	2021	2020	2019
Population Estimate	25,185	25,246	25,343
Labor Force	9,908	10,086	10,345
Employed	9,481	9,572	9,945
Unemployed	427	514	400
Unemployment Rate	4.3%	5.1%	3.9%
Poverty Estimate, individuals of all ages	Unavailable	4,026	4,308
Poverty Estimate, children under age 18	Unavailable	819	828
Median Household Income	Unavailable	\$49,175	\$43,044

¹ Hospital counts for alcohol, drug, and mental disorders are based on ICD-10 diagnosis codes. Beginning with 2020 data, individuals are counted for each hospital encounter they have during the calendar year.

² In 2019 the National Incident Based Reporting System (NIPRS) replaced the Uniform Crime Reporting (UCR) system for Missouri crime and arrest reports. NIPRS data might not be fully comparable to the UCR.

³ DSS Children's Division reports do not encompass all reasons for removal but document adverse conditions present. Multiple conditions and factors are often considered when a child is placed out of the home. Only the parental substance use conditions are included in this profile.

ANDREW COUNTY



BIRTHS AND DEATHS

	2021	2020	2019
Resident Births	179	182	217
Resident Deaths (total)	193	219	172
COVID-19 Deaths	16	18	
Suicide	0	4	4
Homicide	0	2	0
Alcohol Induced Deaths	1	0	1
Drug Induced Deaths	4	3	2
Smoking Attributable Deaths	25	41	33

SCHOOL REPORTS

	2020-21	2019-20	2018-19
Enrollment Grades K-12	2,753	2,833	2,811
School Discipline Involving Alcohol	0	0	0
School Discipline Involving Drugs	0	3	11
School Discipline Involving Tobacco	0	0	0
Enrollment Grades 9-12	810	832	840
Dropouts	8	6	8

HOSPITAL AND EMERGENCY ROOM ¹

Principal Disorder

	2020	2019	2018
Alcohol Use: ER Treatment, then Discharged	12	12	21
Alcohol Use: ER Treatment, then Admitted	12	1	4
Alcohol Use: Admitted without ER Services	6	0	3
Drug Use: ER Treatment, then Discharged	9	14	12
Drug Use: ER Treatment, then Admitted	13	7	13
Drug Use: Admitted without ER Services	1	1	2
Mental: ER Treatment, then Discharged	55	64	111
Mental: ER Treatment, then Admitted	41	42	60
Mental: Admitted without ER Services	58	33	67

Secondary Disorder

Alcohol Use: ER Treatment, then Discharged	36	20	37
Alcohol Use: ER Treatment, then Admitted	56	33	36
Alcohol Use: Admitted without ER Services	10	9	15
Drug Use: ER Treatment, then Discharged	33	56	101
Drug Use: ER Treatment, then Admitted	52	42	67
Drug Use: Admitted without ER Services	21	24	26
Mental: ER Treatment, then Discharged	543	419	925
Mental: ER Treatment, then Admitted	290	171	367
Mental: Admitted without ER Services	124	116	145

JUVENILE COURT REFERRALS

	2021	2020	2019
Child Abuse	5	9	11
Child Neglect	7	6	6
Child Custody Issues	0	0	0
Juvenile Violent Offenses	2	3	4
Juvenile Alcohol Offenses	2	1	1
Juvenile Drug Offenses	0	1	1
School Truancy	6	14	14
Absent from Home	2	3	3
Beyond Parental Control	1	3	5
Injurious Behavior	13	3	5

JUVENILE COURT PLACEMENTS ³

	2021	2020	2019
Total Out-of-Home Placements	5	1	0
Parental Alcohol Use Reported	2	0	0
Parental Drug Use Reported	3	1	0
Parental Alcohol and Drug Use Reported	1	0	0

CRIMINAL JUSTICE

	FY 2022	FY 2021	FY 2020
Drug Treatment Court Participants	0	0	0
Probation/Parole Admissions--Drug	55	29	25
Probation/Parole Admissions--DWI	3	2	3
Prison Admissions--Drug	6	3	12
Prison Admissions--DWI	1	0	0

IMPAIRED DRIVING

	2021	2020	2019
Alcohol Involved Fatal Crashes	0	1	0
Alcohol Involved Injury Crashes	4	5	5
Alcohol Involved Property Damage Crashes	8	10	3
Killed in Alcohol Involved Crashes	0	2	0
Injured in Alcohol Involved Crashes	4	8	5
Drug Involved Fatal Crashes	0	0	0
Drug Involved Injury Crashes	2	5	3
Drug Involved Property Damage Crashes	1	0	0
Killed in Drug Involved Crashes	0	0	0
Injured in Drug Involved Crashes	3	8	4

DEMOGRAPHICS

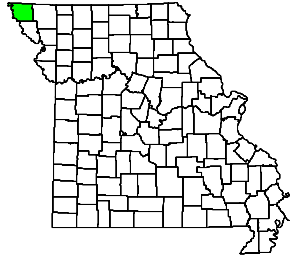
	2021	2020	2019
Population Estimate	18,002	18,083	17,712
Labor Force	9,656	9,749	9,767
Employed	9,364	9,355	9,494
Unemployed	292	394	273
Unemployment Rate	3.0%	4.0%	2.8%
Poverty Estimate, individuals of all ages	Unavailable	1,586	1,559
Poverty Estimate, children under age 18	Unavailable	428	442
Median Household Income	Unavailable	\$69,387	\$62,823

POLICE REPORTS ²

	2021	2020	2019
DUI Arrests, DWI Tracking System	91	71	54
Liquor Law Arrests	1	0	10
Drug Arrests	75	39	46
Violent Offenses	22	8	3
Domestic Violence Reports	42	25	19
Property Offenses	187	157	110

1	Hospital counts for alcohol, drug, and mental disorders are based on ICD-10 diagnosis codes. Beginning with 2020 data, individuals are counted for each hospital encounter they have during the calendar year.
2	In 2019 the National Incident Based Reporting System (NIPRS) replaced the Uniform Crime Reporting (UCR) system for Missouri crime and arrest reports. NIPRS data might not be fully comparable to the UCR.
3	DSS Children's Division reports do not encompass all reasons for removal but document adverse conditions present. Multiple conditions and factors are often considered when a child is placed out of the home. Only the parental substance use conditions are included in this profile.

ATCHISON COUNTY



BIRTHS AND DEATHS

	2021	2020	2019
Resident Births	38	52	46
Resident Deaths (total)	95	95	87
COVID-19 Deaths	7	11	
Suicide	0	2	1
Homicide	0	1	0
Alcohol Induced Deaths	1	1	0
Drug Induced Deaths	1	0	0
Smoking Attributable Deaths	13	15	13

HOSPITAL AND EMERGENCY ROOM ¹

Principal Disorder

	2020	2019	2018
Alcohol Use: ER Treatment, then Discharged	5	9	9
Alcohol Use: ER Treatment, then Admitted	3	3	2
Alcohol Use: Admitted without ER Services	1	1	1
Drug Use: ER Treatment, then Discharged	5	4	0
Drug Use: ER Treatment, then Admitted	2	1	1
Drug Use: Admitted without ER Services	0	0	1
Mental: ER Treatment, then Discharged	53	33	15
Mental: ER Treatment, then Admitted	35	14	19
Mental: Admitted without ER Services	19	6	8

Secondary Disorder

Alcohol Use: ER Treatment, then Discharged	12	16	16
Alcohol Use: ER Treatment, then Admitted	12	6	9
Alcohol Use: Admitted without ER Services	9	3	9
Drug Use: ER Treatment, then Discharged	14	14	10
Drug Use: ER Treatment, then Admitted	20	10	5
Drug Use: Admitted without ER Services	12	7	3
Mental: ER Treatment, then Discharged	90	86	108
Mental: ER Treatment, then Admitted	82	51	96
Mental: Admitted without ER Services	84	40	71

IMPAIRED DRIVING

	2021	2020	2019
Alcohol Involved Fatal Crashes	1	0	0
Alcohol Involved Injury Crashes	0	6	1
Alcohol Involved Property Damage Crashes	6	2	6
Killed in Alcohol Involved Crashes	1	0	0
Injured in Alcohol Involved Crashes	4	8	3
Drug Involved Fatal Crashes	1	0	0
Drug Involved Injury Crashes	0	1	0
Drug Involved Property Damage Crashes	0	3	1
Killed in Drug Involved Crashes	1	0	0
Injured in Drug Involved Crashes	4	1	0

POLICE REPORTS ²

	2021	2020	2019
DUI Arrests, DWI Tracking System	24	44	13
Liquor Law Arrests	7	0	1
Drug Arrests	13	16	37
Violent Offenses	2	4	4
Domestic Violence Reports	11	14	15
Property Offenses	20	23	19

SCHOOL REPORTS

	2020-21	2019-20	2018-19
Enrollment Grades K-12	789	801	819
School Discipline Involving Alcohol	0	0	0
School Discipline Involving Drugs	0	0	0
School Discipline Involving Tobacco	0	0	0
Enrollment Grades 9-12	237	1,721	1,694
Dropouts	0	0	0

JUVENILE COURT REFERRALS

	2021	2020	2019
Child Abuse	1	3	1
Child Neglect	8	16	17
Child Custody Issues	0	0	0
Juvenile Violent Offenses	5	3	1
Juvenile Alcohol Offenses	2	0	0
Juvenile Drug Offenses	0	0	2
School Truancy	5	4	18
Absent from Home	0	1	0
Beyond Parental Control	10	9	13
Injurious Behavior	4	6	11

JUVENILE COURT PLACEMENTS ³

	2021	2020	2019
Total Out-of-Home Placements	5	4	5
Parental Alcohol Use Reported	0	0	0
Parental Drug Use Reported	1	2	3
Parental Alcohol and Drug Use Reported	0	0	0

CRIMINAL JUSTICE

	FY 2022	FY 2021	FY 2020
Drug Treatment Court Participants	0	1	1
Probation/Parole Admissions--Drug	10	10	14
Probation/Parole Admissions--DWI	0	2	0
Prison Admissions--Drug	3	1	5
Prison Admissions--DWI	0	0	0

DEMOGRAPHICS

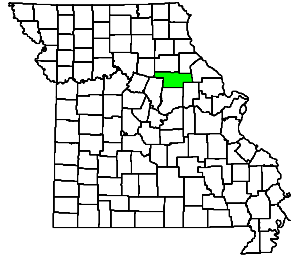
	2021	2020	2019
Population Estimate	5,234	5,306	5,143
Labor Force	2,655	2,744	2,703
Employed	2,569	2,634	2,603
Unemployed	86	110	100
Unemployment Rate	3.2%	4.0%	3.7%
Poverty Estimate, individuals of all ages	Unavailable	600	648
Poverty Estimate, children under age 18	Unavailable	162	179
Median Household Income	Unavailable	\$53,603	\$50,516

¹ Hospital counts for alcohol, drug, and mental disorders are based on ICD-10 diagnosis codes. Beginning with 2020 data, individuals are counted for each hospital encounter they have during the calendar year.

² In 2019 the National Incident Based Reporting System (NIPRS) replaced the Uniform Crime Reporting (UCR) system for Missouri crime and arrest reports. NIPRS data might not be fully comparable to the UCR.

³ DSS Children's Division reports do not encompass all reasons for removal but document adverse conditions present. Multiple conditions and factors are often considered when a child is placed out of the home. Only the parental substance use conditions are included in this profile.

AUDRAIN COUNTY



BIRTHS AND DEATHS

	2021	2020	2019
Resident Births	306	276	292
Resident Deaths (total)	330	389	314
COVID-19 Deaths	38	42	
Suicide	1	4	5
Homicide	0	1	2
Alcohol Induced Deaths	1	0	1
Drug Induced Deaths	5	4	1
Smoking Attributable Deaths	45	58	54

HOSPITAL AND EMERGENCY ROOM ¹

Principal Disorder

	2020	2019	2018
Alcohol Use: ER Treatment, then Discharged	39	43	39
Alcohol Use: ER Treatment, then Admitted	10	9	23
Alcohol Use: Admitted without ER Services	8	10	18
Drug Use: ER Treatment, then Discharged	43	38	36
Drug Use: ER Treatment, then Admitted	6	10	9
Drug Use: Admitted without ER Services	3	9	14
Mental: ER Treatment, then Discharged	311	246	271
Mental: ER Treatment, then Admitted	141	81	120
Mental: Admitted without ER Services	193	86	182

Secondary Disorder

Alcohol Use: ER Treatment, then Discharged	42	48	54
Alcohol Use: ER Treatment, then Admitted	51	44	69
Alcohol Use: Admitted without ER Services	38	39	37
Drug Use: ER Treatment, then Discharged	110	75	83
Drug Use: ER Treatment, then Admitted	85	57	95
Drug Use: Admitted without ER Services	92	78	111
Mental: ER Treatment, then Discharged	459	464	673
Mental: ER Treatment, then Admitted	435	283	539
Mental: Admitted without ER Services	375	262	429

IMPAIRED DRIVING

	2021	2020	2019
Alcohol Involved Fatal Crashes	1	0	0
Alcohol Involved Injury Crashes	6	13	3
Alcohol Involved Property Damage Crashes	9	10	7
Killed in Alcohol Involved Crashes	1	0	0
Injured in Alcohol Involved Crashes	8	13	4
Drug Involved Fatal Crashes	0	0	0
Drug Involved Injury Crashes	1	3	2
Drug Involved Property Damage Crashes	0	5	0
Killed in Drug Involved Crashes	0	0	0
Injured in Drug Involved Crashes	1	3	2

POLICE REPORTS ²

	2021	2020	2019
DUI Arrests, DWI Tracking System	53	69	65
Liquor Law Arrests	10	0	0
Drug Arrests	135	160	244
Violent Offenses	68	43	31
Domestic Violence Reports	152	523	526
Property Offenses	402	485	524

SCHOOL REPORTS

	2020-21	2019-20	2018-19
Enrollment Grades K-12	3,090	3,181	3,184
School Discipline Involving Alcohol	0	1	1
School Discipline Involving Drugs	0	1	0
School Discipline Involving Tobacco	0	0	0
Enrollment Grades 9-12	982	985	1,035
Dropouts	40	15	21

JUVENILE COURT REFERRALS

	2021	2020	2019
Child Abuse	15	2	19
Child Neglect	32	21	25
Child Custody Issues	1	0	0
Juvenile Violent Offenses	17	14	21
Juvenile Alcohol Offenses	1	3	2
Juvenile Drug Offenses	4	3	5
School Truancy	15	8	33
Absent from Home	21	13	13
Beyond Parental Control	4	7	1
Injurious Behavior	37	28	41

JUVENILE COURT PLACEMENTS ³

	2021	2020	2019
Total Out-of-Home Placements	37	21	20
Parental Alcohol Use Reported	0	0	0
Parental Drug Use Reported	14	18	7
Parental Alcohol and Drug Use Reported	0	0	0

CRIMINAL JUSTICE

	FY 2022	FY 2021	FY 2020
Drug Treatment Court Participants	35	34	32
Probation/Parole Admissions--Drug	67	60	48
Probation/Parole Admissions--DWI	6	4	4
Prison Admissions--Drug	32	30	31
Prison Admissions--DWI	2	0	2

DEMOGRAPHICS

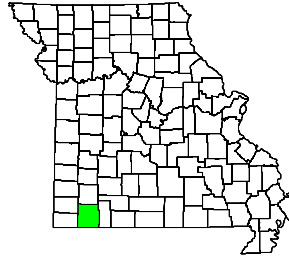
	2021	2020	2019
Population Estimate	24,982	24,925	25,388
Labor Force	10,246	10,339	10,697
Employed	9,870	9,728	10,337
Unemployed	376	611	360
Unemployment Rate	3.7%	5.9%	3.4%
Poverty Estimate, individuals of all ages	Unavailable	4,132	3,797
Poverty Estimate, children under age 18	Unavailable	1,492	1,306
Median Household Income	Unavailable	\$48,258	\$45,609

¹ Hospital counts for alcohol, drug, and mental disorders are based on ICD-10 diagnosis codes. Beginning with 2020 data, individuals are counted for each hospital encounter they have during the calendar year.

² In 2019 the National Incident Based Reporting System (NIPRS) replaced the Uniform Crime Reporting (UCR) system for Missouri crime and arrest reports. NIPRS data might not be fully comparable to the UCR.

³ DSS Children's Division reports do not encompass all reasons for removal but document adverse conditions present. Multiple conditions and factors are often considered when a child is placed out of the home. Only the parental substance use conditions are included in this profile.

BARRY COUNTY



BIRTHS AND DEATHS

	2021	2020	2019
Resident Births	396	400	383
Resident Deaths (total)	501	523	413
COVID-19 Deaths	51	52	
Suicide	6	7	6
Homicide	0	0	0
Alcohol Induced Deaths	13	4	1
Drug Induced Deaths	4	8	4
Smoking Attributable Deaths	76	89	70

SCHOOL REPORTS

	2020-21	2019-20	2018-19
Enrollment Grades K-12	6,180	6,348	6,315
School Discipline Involving Alcohol	0	2	5
School Discipline Involving Drugs	8	18	21
School Discipline Involving Tobacco	0	1	0
Enrollment Grades 9-12	1,964	1,944	1,935
Dropouts	26	8	9

HOSPITAL AND EMERGENCY ROOM ¹

Principal Disorder

	2020	2019	2018
Alcohol Use: ER Treatment, then Discharged	122	89	101
Alcohol Use: ER Treatment, then Admitted	32	27	37
Alcohol Use: Admitted without ER Services	30	20	18
Drug Use: ER Treatment, then Discharged	81	91	92
Drug Use: ER Treatment, then Admitted	22	20	20
Drug Use: Admitted without ER Services	20	18	18
Mental: ER Treatment, then Discharged	252	266	284
Mental: ER Treatment, then Admitted	114	80	105
Mental: Admitted without ER Services	145	103	199

Secondary Disorder

Alcohol Use: ER Treatment, then Discharged	111	73	60
Alcohol Use: ER Treatment, then Admitted	112	73	86
Alcohol Use: Admitted without ER Services	77	91	91
Drug Use: ER Treatment, then Discharged	139	85	99
Drug Use: ER Treatment, then Admitted	152	106	107
Drug Use: Admitted without ER Services	161	110	145
Mental: ER Treatment, then Discharged	1,119	340	389
Mental: ER Treatment, then Admitted	517	348	595
Mental: Admitted without ER Services	586	469	685

JUVENILE COURT REFERRALS

	2021	2020	2019
Child Abuse	4	18	37
Child Neglect	185	137	80
Child Custody Issues	74	66	35
Juvenile Violent Offenses	41	11	37
Juvenile Alcohol Offenses	0	0	0
Juvenile Drug Offenses	12	2	9
School Truancy	0	0	0
Absent from Home	12	28	25
Beyond Parental Control	20	15	27
Injurious Behavior	12	21	50

JUVENILE COURT PLACEMENTS ³

	2021	2020	2019
Total Out-of-Home Placements	61	71	44
Parental Alcohol Use Reported	9	3	1
Parental Drug Use Reported	26	33	15
Parental Alcohol and Drug Use Reported	6	1	0

CRIMINAL JUSTICE

	FY 2022	FY 2021	FY 2020
Drug Treatment Court Participants	40	47	48
Probation/Parole Admissions--Drug	105	76	100
Probation/Parole Admissions--DWI	9	5	5
Prison Admissions--Drug	31	29	39
Prison Admissions--DWI	2	2	2

IMPAIRED DRIVING

	2021	2020	2019
Alcohol Involved Fatal Crashes	0	3	2
Alcohol Involved Injury Crashes	20	28	22
Alcohol Involved Property Damage Crashes	28	28	32
Killed in Alcohol Involved Crashes	0	3	3
Injured in Alcohol Involved Crashes	25	44	34
Drug Involved Fatal Crashes	0	3	1
Drug Involved Injury Crashes	4	2	3
Drug Involved Property Damage Crashes	12	8	2
Killed in Drug Involved Crashes	0	3	1
Injured in Drug Involved Crashes	5	4	6

DEMOGRAPHICS

	2021	2020	2019
Population Estimate	34,712	34,539	35,789
Labor Force	15,094	15,692	15,589
Employed	14,406	14,673	15,044
Unemployed	688	1,019	545
Unemployment Rate	4.6%	6.5%	3.5%
Poverty Estimate, individuals of all ages	Unavailable	5,675	6,569
Poverty Estimate, children under age 18	Unavailable	1,844	2,354
Median Household Income	Unavailable	\$47,853	\$47,155

POLICE REPORTS ²

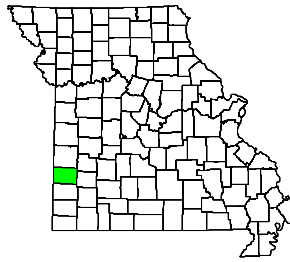
	2021	2020	2019
DUI Arrests, DWI Tracking System	181	163	174
Liquor Law Arrests	4	1	9
Drug Arrests	107	188	238
Violent Offenses	104	109	76
Domestic Violence Reports	350	434	448
Property Offenses	752	951	973

¹ Hospital counts for alcohol, drug, and mental disorders are based on ICD-10 diagnosis codes. Beginning with 2020 data, individuals are counted for each hospital encounter they have during the calendar year.

² In 2019 the National Incident Based Reporting System (NIPRS) replaced the Uniform Crime Reporting (UCR) system for Missouri crime and arrest reports. NIPRS data might not be fully comparable to the UCR.

³ DSS Children's Division reports do not encompass all reasons for removal but document adverse conditions present. Multiple conditions and factors are often considered when a child is placed out of the home. Only the parental substance use conditions are included in this profile.

BARTON COUNTY



BIRTHS AND DEATHS

	2021	2020	2019
Resident Births	124	150	119
Resident Deaths (total)	171	155	153
COVID-19 Deaths	26	16	
Suicide	2	2	0
Homicide	0	0	0
Alcohol Induced Deaths	0	2	0
Drug Induced Deaths	2	2	1
Smoking Attributable Deaths	26	28	29

HOSPITAL AND EMERGENCY ROOM ¹

Principal Disorder

	2020	2019	2018
Alcohol Use: ER Treatment, then Discharged	25	16	8
Alcohol Use: ER Treatment, then Admitted	7	8	3
Alcohol Use: Admitted without ER Services	9	6	5
Drug Use: ER Treatment, then Discharged	20	12	24
Drug Use: ER Treatment, then Admitted	2	5	5
Drug Use: Admitted without ER Services	6	5	4
Mental: ER Treatment, then Discharged	38	41	62
Mental: ER Treatment, then Admitted	38	44	41
Mental: Admitted without ER Services	70	54	68

Secondary Disorder

Alcohol Use: ER Treatment, then Discharged	25	24	22
Alcohol Use: ER Treatment, then Admitted	27	17	17
Alcohol Use: Admitted without ER Services	31	29	27
Drug Use: ER Treatment, then Discharged	33	13	22
Drug Use: ER Treatment, then Admitted	32	40	25
Drug Use: Admitted without ER Services	51	49	46
Mental: ER Treatment, then Discharged	540	132	155
Mental: ER Treatment, then Admitted	131	76	103
Mental: Admitted without ER Services	285	186	271

IMPAIRED DRIVING

	2021	2020	2019
Alcohol Involved Fatal Crashes	0	0	2
Alcohol Involved Injury Crashes	3	2	2
Alcohol Involved Property Damage Crashes	5	3	5
Killed in Alcohol Involved Crashes	0	0	2
Injured in Alcohol Involved Crashes	3	3	2
Drug Involved Fatal Crashes	0	0	1
Drug Involved Injury Crashes	0	3	0
Drug Involved Property Damage Crashes	0	1	0
Killed in Drug Involved Crashes	0	0	1
Injured in Drug Involved Crashes	0	4	0

POLICE REPORTS ²

	2021	2020	2019
DUI Arrests, DWI Tracking System	20	26	22
Liquor Law Arrests	5	1	11
Drug Arrests	19	10	22
Violent Offenses	35	6	6
Domestic Violence Reports	79	31	78
Property Offenses	254	59	140

SCHOOL REPORTS

	2020-21	2019-20	2018-19
Enrollment Grades K-12	1,678	1,780	1,777
School Discipline Involving Alcohol	0	0	0
School Discipline Involving Drugs	6	0	0
School Discipline Involving Tobacco	0	0	0
Enrollment Grades 9-12	570	607	608
Dropouts	16	6	11

JUVENILE COURT REFERRALS

	2021	2020	2019
Child Abuse	4	2	6
Child Neglect	85	37	42
Child Custody Issues	0	0	5
Juvenile Violent Offenses	15	14	14
Juvenile Alcohol Offenses	2	9	2
Juvenile Drug Offenses	5	2	2
School Truancy	49	107	67
Absent from Home	5	10	20
Beyond Parental Control	12	14	19
Injurious Behavior	3	6	20

JUVENILE COURT PLACEMENTS ³

	2021	2020	2019
Total Out-of-Home Placements	7	12	9
Parental Alcohol Use Reported	0	2	0
Parental Drug Use Reported	5	5	4
Parental Alcohol and Drug Use Reported	0	0	0

CRIMINAL JUSTICE

	FY 2022	FY 2021	FY 2020
Drug Treatment Court Participants	5	5	6
Probation/Parole Admissions--Drug	15	19	12
Probation/Parole Admissions--DWI	1	5	2
Prison Admissions--Drug	7	2	4
Prison Admissions--DWI	1	1	1

DEMOGRAPHICS

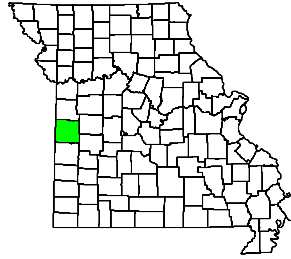
	2021	2020	2019
Population Estimate	11,658	11,613	11,754
Labor Force	5,190	5,187	5,202
Employed	5,014	4,931	5,026
Unemployed	176	256	176
Unemployment Rate	3.4%	4.9%	3.4%
Poverty Estimate, individuals of all ages	Unavailable	1,898	1,737
Poverty Estimate, children under age 18	Unavailable	605	573
Median Household Income	Unavailable	\$46,353	\$46,397

¹ Hospital counts for alcohol, drug, and mental disorders are based on ICD-10 diagnosis codes. Beginning with 2020 data, individuals are counted for each hospital encounter they have during the calendar year.

² In 2019 the National Incident Based Reporting System (NIPRS) replaced the Uniform Crime Reporting (UCR) system for Missouri crime and arrest reports. NIPRS data might not be fully comparable to the UCR.

³ DSS Children's Division reports do not encompass all reasons for removal but document adverse conditions present. Multiple conditions and factors are often considered when a child is placed out of the home. Only the parental substance use conditions are included in this profile.

BATES COUNTY



BIRTHS AND DEATHS

	2021	2020	2019
Resident Births	177	191	190
Resident Deaths (total)	245	225	217
COVID-19 Deaths	43	16	
Suicide	4	0	3
Homicide	0	1	0
Alcohol Induced Deaths	0	2	2
Drug Induced Deaths	7	0	5
Smoking Attributable Deaths	34	41	44

HOSPITAL AND EMERGENCY ROOM ¹

	2020	2019	2018
Principal Disorder			
Alcohol Use: ER Treatment, then Discharged	29	33	21
Alcohol Use: ER Treatment, then Admitted	5	4	2
Alcohol Use: Admitted without ER Services	15	23	13
Drug Use: ER Treatment, then Discharged	22	35	21
Drug Use: ER Treatment, then Admitted	1	4	4
Drug Use: Admitted without ER Services	9	4	6
Mental: ER Treatment, then Discharged	163	142	142
Mental: ER Treatment, then Admitted	7	14	13
Mental: Admitted without ER Services	124	82	113
Secondary Disorder			
Alcohol Use: ER Treatment, then Discharged	57	54	39
Alcohol Use: ER Treatment, then Admitted	6	10	17
Alcohol Use: Admitted without ER Services	69	51	54
Drug Use: ER Treatment, then Discharged	90	52	66
Drug Use: ER Treatment, then Admitted	18	22	24
Drug Use: Admitted without ER Services	96	100	86
Mental: ER Treatment, then Discharged	575	380	454
Mental: ER Treatment, then Admitted	72	41	135
Mental: Admitted without ER Services	539	421	711

IMPAIRED DRIVING

	2021	2020	2019
Alcohol Involved Fatal Crashes	1	1	0
Alcohol Involved Injury Crashes	3	5	2
Alcohol Involved Property Damage Crashes	9	7	9
Killed in Alcohol Involved Crashes	1	1	0
Injured in Alcohol Involved Crashes	3	7	2
Drug Involved Fatal Crashes	1	1	1
Drug Involved Injury Crashes	1	1	4
Drug Involved Property Damage Crashes	1	2	3
Killed in Drug Involved Crashes	1	1	1
Injured in Drug Involved Crashes	1	1	5

POLICE REPORTS ²

	2021	2020	2019
DUI Arrests, DWI Tracking System	77	49	53
Liquor Law Arrests	2	0	2
Drug Arrests	29	92	204
Violent Offenses	91	33	53
Domestic Violence Reports	65	99	104
Property Offenses	273	224	318

SCHOOL REPORTS

	2020-21	2019-20	2018-19
Enrollment Grades K-12	2,361	2,377	2,362
School Discipline Involving Alcohol	0	0	1
School Discipline Involving Drugs	0	1	4
School Discipline Involving Tobacco	0	1	1
Enrollment Grades 9-12	752	763	737
Dropouts	0	6	0

JUVENILE COURT REFERRALS

	2021	2020	2019
Child Abuse	28	22	36
Child Neglect	77	91	68
Child Custody Issues	3	3	3
Juvenile Violent Offenses	8	9	8
Juvenile Alcohol Offenses	4	0	0
Juvenile Drug Offenses	2	5	2
School Truancy	11	9	6
Absent from Home	9	10	2
Beyond Parental Control	10	6	6
Injurious Behavior	38	21	17

JUVENILE COURT PLACEMENTS ³

	2021	2020	2019
Total Out-of-Home Placements	19	14	15
Parental Alcohol Use Reported	1	0	0
Parental Drug Use Reported	9	4	10
Parental Alcohol and Drug Use Reported	1	0	0

CRIMINAL JUSTICE

	FY 2022	FY 2021	FY 2020
Drug Treatment Court Participants	7	7	12
Probation/Parole Admissions--Drug	62	27	80
Probation/Parole Admissions--DWI	4	4	4
Prison Admissions--Drug	15	11	19
Prison Admissions--DWI	1	2	2

DEMOGRAPHICS

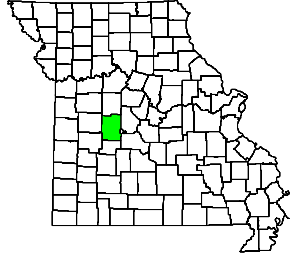
	2021	2020	2019
Population Estimate	16,105	16,044	16,172
Labor Force	7,647	7,662	7,908
Employed	7,322	7,255	7,590
Unemployed	325	407	318
Unemployment Rate	4.3%	5.3%	4.0%
Poverty Estimate, individuals of all ages	Unavailable	2,351	2,674
Poverty Estimate, children under age 18	Unavailable	694	914
Median Household Income	Unavailable	\$52,140	\$48,442

¹ Hospital counts for alcohol, drug, and mental disorders are based on ICD-10 diagnosis codes. Beginning with 2020 data, individuals are counted for each hospital encounter they have during the calendar year.

² In 2019 the National Incident Based Reporting System (NIPRS) replaced the Uniform Crime Reporting (UCR) system for Missouri crime and arrest reports. NIPRS data might not be fully comparable to the UCR.

³ DSS Children's Division reports do not encompass all reasons for removal but document adverse conditions present. Multiple conditions and factors are often considered when a child is placed out of the home. Only the parental substance use conditions are included in this profile.

BENTON COUNTY



BIRTHS AND DEATHS

	2021	2020	2019
Resident Births	147	161	158
Resident Deaths (total)	364	367	317
COVID-19 Deaths	42	24	
Suicide	6	2	9
Homicide	1	3	2
Alcohol Induced Deaths	8	5	3
Drug Induced Deaths	2	5	2
Smoking Attributable Deaths	61	57	60

SCHOOL REPORTS

	2020-21	2019-20	2018-19
Enrollment Grades K-12	2,269	2,347	2,305
School Discipline Involving Alcohol	0	1	0
School Discipline Involving Drugs	7	9	9
School Discipline Involving Tobacco	0	0	0
Enrollment Grades 9-12	729	746	722
Dropouts	7	0	0

HOSPITAL AND EMERGENCY ROOM ¹

Principal Disorder

	2020	2019	2018
Alcohol Use: ER Treatment, then Discharged	43	39	33
Alcohol Use: ER Treatment, then Admitted	4	1	10
Alcohol Use: Admitted without ER Services	24	18	16
Drug Use: ER Treatment, then Discharged	25	33	26
Drug Use: ER Treatment, then Admitted	2	2	2
Drug Use: Admitted without ER Services	7	5	6
Mental: ER Treatment, then Discharged	147	153	169
Mental: ER Treatment, then Admitted	19	12	20
Mental: Admitted without ER Services	120	91	146

Secondary Disorder

Alcohol Use: ER Treatment, then Discharged	210	85	49
Alcohol Use: ER Treatment, then Admitted	17	15	41
Alcohol Use: Admitted without ER Services	110	93	88
Drug Use: ER Treatment, then Discharged	162	78	82
Drug Use: ER Treatment, then Admitted	28	25	40
Drug Use: Admitted without ER Services	131	118	103
Mental: ER Treatment, then Discharged	1,163	969	1,487
Mental: ER Treatment, then Admitted	87	48	385
Mental: Admitted without ER Services	865	534	659

JUVENILE COURT REFERRALS

	2021	2020	2019
Child Abuse	3	17	22
Child Neglect	15	24	41
Child Custody Issues	1	12	1
Juvenile Violent Offenses	23	13	37
Juvenile Alcohol Offenses	1	4	1
Juvenile Drug Offenses	10	7	7
School Truancy	2	0	12
Absent from Home	5	3	9
Beyond Parental Control	2	1	8
Injurious Behavior	5	2	6

JUVENILE COURT PLACEMENTS ³

	2021	2020	2019
Total Out-of-Home Placements	8	8	9
Parental Alcohol Use Reported	0	0	0
Parental Drug Use Reported	4	2	5
Parental Alcohol and Drug Use Reported	0	0	0

CRIMINAL JUSTICE

	FY 2022	FY 2021	FY 2020
Drug Treatment Court Participants	0	3	6
Probation/Parole Admissions--Drug	31	37	45
Probation/Parole Admissions--DWI	2	2	4
Prison Admissions--Drug	27	23	20
Prison Admissions--DWI	2	2	2

IMPAIRED DRIVING

	2021	2020	2019
Alcohol Involved Fatal Crashes	4	0	3
Alcohol Involved Injury Crashes	7	9	10
Alcohol Involved Property Damage Crashes	4	7	11
Killed in Alcohol Involved Crashes	4	0	4
Injured in Alcohol Involved Crashes	10	12	16
Drug Involved Fatal Crashes	2	0	0
Drug Involved Injury Crashes	3	1	2
Drug Involved Property Damage Crashes	1	3	1
Killed in Drug Involved Crashes	2	0	0
Injured in Drug Involved Crashes	9	1	2

DEMOGRAPHICS

	2021	2020	2019
Population Estimate	19,908	19,409	19,443
Labor Force	7,322	7,235	7,201
Employed	6,905	6,709	6,855
Unemployed	417	526	346
Unemployment Rate	5.7%	7.3%	4.8%
Poverty Estimate, individuals of all ages	Unavailable	3,260	3,208
Poverty Estimate, children under age 18	Unavailable	914	938
Median Household Income	Unavailable	\$44,141	\$42,144

POLICE REPORTS ²

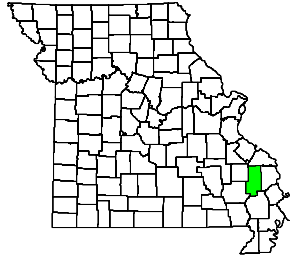
	2021	2020	2019
DUI Arrests, DWI Tracking System	41	48	55
Liquor Law Arrests	1	0	7
Drug Arrests	63	69	57
Violent Offenses	36	44	49
Domestic Violence Reports	92	119	163
Property Offenses	230	269	278

¹ Hospital counts for alcohol, drug, and mental disorders are based on ICD-10 diagnosis codes. Beginning with 2020 data, individuals are counted for each hospital encounter they have during the calendar year.

² In 2019 the National Incident Based Reporting System (NIPRS) replaced the Uniform Crime Reporting (UCR) system for Missouri crime and arrest reports. NIPRS data might not be fully comparable to the UCR.

³ DSS Children's Division reports do not encompass all reasons for removal but document adverse conditions present. Multiple conditions and factors are often considered when a child is placed out of the home. Only the parental substance use conditions are included in this profile.

BOLLINGER COUNTY



BIRTHS AND DEATHS

	2021	2020	2019
Resident Births	127	142	135
Resident Deaths (total)	162	186	118
COVID-19 Deaths	15	15	
Suicide	1	5	0
Homicide	1	0	0
Alcohol Induced Deaths	0	0	1
Drug Induced Deaths	1	4	2
Smoking Attributable Deaths	24	26	30

SCHOOL REPORTS

	2020-21	2019-20	2018-19
Enrollment Grades K-12	1,684	1,770	1,804
School Discipline Involving Alcohol	0	0	1
School Discipline Involving Drugs	0	2	2
School Discipline Involving Tobacco	0	0	0
Enrollment Grades 9-12	512	512	539
Dropouts	7	0	0

HOSPITAL AND EMERGENCY ROOM ¹

Principal Disorder

	2020	2019	2018
Alcohol Use: ER Treatment, then Discharged	16	15	15
Alcohol Use: ER Treatment, then Admitted	3	4	3
Alcohol Use: Admitted without ER Services	2	2	11
Drug Use: ER Treatment, then Discharged	14	23	13
Drug Use: ER Treatment, then Admitted	1	1	2
Drug Use: Admitted without ER Services	2	5	4
Mental: ER Treatment, then Discharged	85	79	94
Mental: ER Treatment, then Admitted	8	7	12
Mental: Admitted without ER Services	73	50	56

Secondary Disorder

Alcohol Use: ER Treatment, then Discharged	20	25	15
Alcohol Use: ER Treatment, then Admitted	14	7	11
Alcohol Use: Admitted without ER Services	32	26	29
Drug Use: ER Treatment, then Discharged	83	78	46
Drug Use: ER Treatment, then Admitted	12	12	15
Drug Use: Admitted without ER Services	54	41	27
Mental: ER Treatment, then Discharged	529	451	804
Mental: ER Treatment, then Admitted	64	39	112
Mental: Admitted without ER Services	271	173	375

JUVENILE COURT REFERRALS

	2021	2020	2019
Child Abuse	0	2	3
Child Neglect	45	22	44
Child Custody Issues	0	0	0
Juvenile Violent Offenses	4	2	1
Juvenile Alcohol Offenses	0	2	1
Juvenile Drug Offenses	1	1	0
School Truancy	25	14	12
Absent from Home	5	5	1
Beyond Parental Control	0	0	1
Injurious Behavior	32	13	7

JUVENILE COURT PLACEMENTS ³

	2021	2020	2019
Total Out-of-Home Placements	34	30	40
Parental Alcohol Use Reported	1	3	0
Parental Drug Use Reported	22	20	23
Parental Alcohol and Drug Use Reported	0	0	1

CRIMINAL JUSTICE

	FY 2022	FY 2021	FY 2020
Drug Treatment Court Participants	0	0	0
Probation/Parole Admissions--Drug	22	22	43
Probation/Parole Admissions--DWI	1	1	0
Prison Admissions--Drug	6	6	20
Prison Admissions--DWI	0	0	2

IMPAIRED DRIVING

	2021	2020	2019
Alcohol Involved Fatal Crashes	0	0	0
Alcohol Involved Injury Crashes	5	2	1
Alcohol Involved Property Damage Crashes	8	9	2
Killed in Alcohol Involved Crashes	0	0	0
Injured in Alcohol Involved Crashes	7	2	1
Drug Involved Fatal Crashes	1	0	0
Drug Involved Injury Crashes	1	1	0
Drug Involved Property Damage Crashes	2	1	2
Killed in Drug Involved Crashes	1	0	0
Injured in Drug Involved Crashes	3	2	0

DEMOGRAPHICS

	2021	2020	2019
Population Estimate	10,556	10,525	12,133
Labor Force	5,349	5,409	5,484
Employed	5,127	5,105	5,270
Unemployed	222	304	214
Unemployment Rate	4.2%	5.6%	3.9%
Poverty Estimate, individuals of all ages	Unavailable	1,955	1,734
Poverty Estimate, children under age 18	Unavailable	572	535
Median Household Income	Unavailable	\$48,198	\$45,868

POLICE REPORTS ²

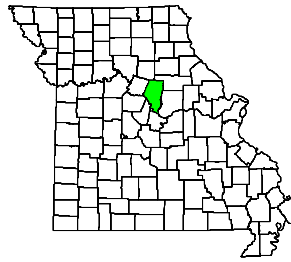
	2021	2020	2019
DUI Arrests, DWI Tracking System	29	23	15
Liquor Law Arrests	2	0	4
Drug Arrests	16	12	34
Violent Offenses	84	55	62
Domestic Violence Reports	69	63	47
Property Offenses	129	102	86

¹ Hospital counts for alcohol, drug, and mental disorders are based on ICD-10 diagnosis codes. Beginning with 2020 data, individuals are counted for each hospital encounter they have during the calendar year.

² In 2019 the National Incident Based Reporting System (NIPRS) replaced the Uniform Crime Reporting (UCR) system for Missouri crime and arrest reports. NIPRS data might not be fully comparable to the UCR.

³ DSS Children's Division reports do not encompass all reasons for removal but document adverse conditions present. Multiple conditions and factors are often considered when a child is placed out of the home. Only the parental substance use conditions are included in this profile.

BOONE COUNTY



BIRTHS AND DEATHS

	2021	2020	2019
Resident Births	1,922	1,979	2,075
Resident Deaths (total)	1,392	1,401	1,204
COVID-19 Deaths	95	83	
Suicide	35	27	30
Homicide	15	15	17
Alcohol Induced Deaths	21	14	10
Drug Induced Deaths	57	38	33
Smoking Attributable Deaths	182	172	165

HOSPITAL AND EMERGENCY ROOM ¹

Principal Disorder

	2020	2019	2018
Alcohol Use: ER Treatment, then Discharged	518	406	566
Alcohol Use: ER Treatment, then Admitted	330	114	284
Alcohol Use: Admitted without ER Services	79	33	53
Drug Use: ER Treatment, then Discharged	349	282	269
Drug Use: ER Treatment, then Admitted	152	98	156
Drug Use: Admitted without ER Services	49	38	38
Mental: ER Treatment, then Discharged	1,223	1,210	1,592
Mental: ER Treatment, then Admitted	961	650	1,108
Mental: Admitted without ER Services	629	314	331

Secondary Disorder

Alcohol Use: ER Treatment, then Discharged	425	387	466
Alcohol Use: ER Treatment, then Admitted	631	402	678
Alcohol Use: Admitted without ER Services	230	135	196
Drug Use: ER Treatment, then Discharged	673	732	742
Drug Use: ER Treatment, then Admitted	918	648	917
Drug Use: Admitted without ER Services	415	283	277
Mental: ER Treatment, then Discharged	3,424	2,800	4,418
Mental: ER Treatment, then Admitted	3,476	2,006	3,978
Mental: Admitted without ER Services	1,731	1,189	1,870

IMPAIRED DRIVING

	2021	2020	2019
Alcohol Involved Fatal Crashes	2	3	2
Alcohol Involved Injury Crashes	37	34	41
Alcohol Involved Property Damage Crashes	69	56	64
Killed in Alcohol Involved Crashes	2	3	2
Injured in Alcohol Involved Crashes	58	46	53
Drug Involved Fatal Crashes	3	2	3
Drug Involved Injury Crashes	11	15	10
Drug Involved Property Damage Crashes	33	18	7
Killed in Drug Involved Crashes	3	2	3
Injured in Drug Involved Crashes	14	20	14

POLICE REPORTS ²

	2021	2020	2019
DUI Arrests, DWI Tracking System	660	541	817
Liquor Law Arrests	135	95	293
Drug Arrests	761	791	1,116
Violent Offenses	782	688	531
Domestic Violence Reports	1,423	2,010	1,360
Property Offenses	4,114	4,277	4,254

SCHOOL REPORTS

	2020-21	2019-20	2018-19
Enrollment Grades K-12	23,174	23,798	23,346
School Discipline Involving Alcohol	0	2	5
School Discipline Involving Drugs	6	13	16
School Discipline Involving Tobacco	0	0	0
Enrollment Grades 9-12	7,245	7,092	6,900
Dropouts	140	109	166

JUVENILE COURT REFERRALS

	2021	2020	2019
Child Abuse	3	5	6
Child Neglect	189	183	223
Child Custody Issues	6	15	7
Juvenile Violent Offenses	122	150	194
Juvenile Alcohol Offenses	5	9	10
Juvenile Drug Offenses	33	33	45
School Truancy	17	29	40
Absent from Home	0	9	0
Beyond Parental Control	100	63	97
Injurious Behavior	362	269	367

JUVENILE COURT PLACEMENTS ³

	2021	2020	2019
Total Out-of-Home Placements	148	129	162
Parental Alcohol Use Reported	14	9	0
Parental Drug Use Reported	60	55	50
Parental Alcohol and Drug Use Reported	5	0	2

CRIMINAL JUSTICE

	FY 2022	FY 2021	FY 2020
Drug Treatment Court Participants	318	317	317
Probation/Parole Admissions--Drug	277	265	221
Probation/Parole Admissions--DWI	31	29	33
Prison Admissions--Drug	90	93	98
Prison Admissions--DWI	8	4	9

DEMOGRAPHICS

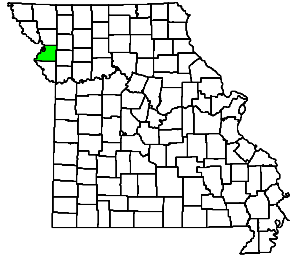
	2021	2020	2019
Population Estimate	185,840	183,894	180,463
Labor Force	99,004	96,381	98,300
Employed	96,049	92,311	95,937
Unemployed	2,955	4,070	2,363
Unemployment Rate	3.0%	4.2%	2.4%
Poverty Estimate, individuals of all ages	Unavailable	22,178	29,399
Poverty Estimate, children under age 18	Unavailable	4,563	4,993
Median Household Income	Unavailable	\$62,673	\$58,029

¹ Hospital counts for alcohol, drug, and mental disorders are based on ICD-10 diagnosis codes. Beginning with 2020 data, individuals are counted for each hospital encounter they have during the calendar year.

² In 2019 the National Incident Based Reporting System (NIPRS) replaced the Uniform Crime Reporting (UCR) system for Missouri crime and arrest reports. NIPRS data might not be fully comparable to the UCR.

³ DSS Children's Division reports do not encompass all reasons for removal but document adverse conditions present. Multiple conditions and factors are often considered when a child is placed out of the home. Only the parental substance use conditions are included in this profile.

BUCHANAN COUNTY



BIRTHS AND DEATHS

	2021	2020	2019
Resident Births	983	1,074	1,042
Resident Deaths (total)	1,117	1,131	924
COVID-19 Deaths	90	105	
Suicide	20	19	8
Homicide	10	4	4
Alcohol Induced Deaths	25	6	10
Drug Induced Deaths	26	28	16
Smoking Attributable Deaths	198	159	167

HOSPITAL AND EMERGENCY ROOM ¹

Principal Disorder

	2020	2019	2018
Alcohol Use: ER Treatment, then Discharged	383	207	294
Alcohol Use: ER Treatment, then Admitted	100	58	107
Alcohol Use: Admitted without ER Services	24	16	15
Drug Use: ER Treatment, then Discharged	211	179	171
Drug Use: ER Treatment, then Admitted	145	104	158
Drug Use: Admitted without ER Services	23	18	18
Mental: ER Treatment, then Discharged	788	708	835
Mental: ER Treatment, then Admitted	964	625	1,130
Mental: Admitted without ER Services	396	284	456

Secondary Disorder

Alcohol Use: ER Treatment, then Discharged	493	332	392
Alcohol Use: ER Treatment, then Admitted	695	361	646
Alcohol Use: Admitted without ER Services	103	97	123
Drug Use: ER Treatment, then Discharged	1,043	1,054	1,226
Drug Use: ER Treatment, then Admitted	1,158	639	1,112
Drug Use: Admitted without ER Services	254	246	212
Mental: ER Treatment, then Discharged	7,024	4,627	7,215
Mental: ER Treatment, then Admitted	2,783	1,387	3,341
Mental: Admitted without ER Services	1,036	672	1,230

IMPAIRED DRIVING

	2021	2020	2019
Alcohol Involved Fatal Crashes	4	3	3
Alcohol Involved Injury Crashes	48	47	32
Alcohol Involved Property Damage Crashes	68	56	59
Killed in Alcohol Involved Crashes	4	3	3
Injured in Alcohol Involved Crashes	66	66	48
Drug Involved Fatal Crashes	1	0	1
Drug Involved Injury Crashes	18	16	15
Drug Involved Property Damage Crashes	25	13	12
Killed in Drug Involved Crashes	1	0	1
Injured in Drug Involved Crashes	31	21	30

POLICE REPORTS ²

	2021	2020	2019
DUI Arrests, DWI Tracking System	362	315	308
Liquor Law Arrests	40	47	25
Drug Arrests	345	380	412
Violent Offenses	508	461	477
Domestic Violence Reports	948	1,196	2,472
Property Offenses	3,297	4,108	4,615

SCHOOL REPORTS

	2020-21	2019-20	2018-19
Enrollment Grades K-12	12,162	12,459	12,638
School Discipline Involving Alcohol	0	4	16
School Discipline Involving Drugs	29	43	47
School Discipline Involving Tobacco	0	1	1
Enrollment Grades 9-12	3,686	3,634	3,692
Dropouts	251	90	159

JUVENILE COURT REFERRALS

	2021	2020	2019
Child Abuse	83	85	95
Child Neglect	91	82	83
Child Custody Issues	0	0	0
Juvenile Violent Offenses	89	80	113
Juvenile Alcohol Offenses	4	1	6
Juvenile Drug Offenses	13	8	33
School Truancy	215	117	89
Absent from Home	151	167	227
Beyond Parental Control	74	55	104
Injurious Behavior	147	41	56

JUVENILE COURT PLACEMENTS ³

	2021	2020	2019
Total Out-of-Home Placements	61	45	78
Parental Alcohol Use Reported	0	0	0
Parental Drug Use Reported	36	14	37
Parental Alcohol and Drug Use Reported	0	2	0

CRIMINAL JUSTICE

	FY 2022	FY 2021	FY 2020
Drug Treatment Court Participants	257	269	273
Probation/Parole Admissions--Drug	237	235	322
Probation/Parole Admissions--DWI	28	18	32
Prison Admissions--Drug	104	120	133
Prison Admissions--DWI	3	5	5

DEMOGRAPHICS

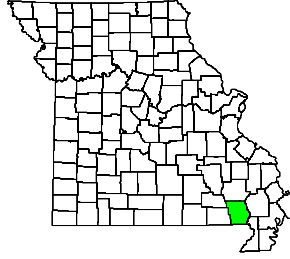
	2021	2020	2019
Population Estimate	83,853	84,615	87,364
Labor Force	43,329	43,827	44,669
Employed	41,689	41,667	43,301
Unemployed	1,640	2,160	1,368
Unemployment Rate	3.8%	4.9%	3.1%
Poverty Estimate, individuals of all ages	Unavailable	10,789	13,094
Poverty Estimate, children under age 18	Unavailable	3,246	3,819
Median Household Income	Unavailable	\$53,133	\$49,216

¹ Hospital counts for alcohol, drug, and mental disorders are based on ICD-10 diagnosis codes. Beginning with 2020 data, individuals are counted for each hospital encounter they have during the calendar year.

² In 2019 the National Incident Based Reporting System (NIPRS) replaced the Uniform Crime Reporting (UCR) system for Missouri crime and arrest reports. NIPRS data might not be fully comparable to the UCR.

³ DSS Children's Division reports do not encompass all reasons for removal but document adverse conditions present. Multiple conditions and factors are often considered when a child is placed out of the home. Only the parental substance use conditions are included in this profile.

BUTLER COUNTY



BIRTHS AND DEATHS

	2021	2020	2019
Resident Births	549	544	546
Resident Deaths (total)	708	688	568
COVID-19 Deaths	77	54	
Suicide	6	8	8
Homicide	3	5	1
Alcohol Induced Deaths	9	7	5
Drug Induced Deaths	24	19	8
Smoking Attributable Deaths	108	104	95

HOSPITAL AND EMERGENCY ROOM ¹

Principal Disorder

	2020	2019	2018
Alcohol Use: ER Treatment, then Discharged	116	95	94
Alcohol Use: ER Treatment, then Admitted	31	22	34
Alcohol Use: Admitted without ER Services	13	12	16
Drug Use: ER Treatment, then Discharged	198	159	180
Drug Use: ER Treatment, then Admitted	102	85	102
Drug Use: Admitted without ER Services	36	29	42
Mental: ER Treatment, then Discharged	631	552	735
Mental: ER Treatment, then Admitted	429	240	425
Mental: Admitted without ER Services	410	175	378

Secondary Disorder

Alcohol Use: ER Treatment, then Discharged	149	122	163
Alcohol Use: ER Treatment, then Admitted	196	133	204
Alcohol Use: Admitted without ER Services	129	106	147
Drug Use: ER Treatment, then Discharged	312	269	335
Drug Use: ER Treatment, then Admitted	478	274	377
Drug Use: Admitted without ER Services	302	184	258
Mental: ER Treatment, then Discharged	2,875	1,959	3,509
Mental: ER Treatment, then Admitted	1,132	579	1,158
Mental: Admitted without ER Services	834	542	1,192

IMPAIRED DRIVING

	2021	2020	2019
Alcohol Involved Fatal Crashes	2	1	1
Alcohol Involved Injury Crashes	18	15	18
Alcohol Involved Property Damage Crashes	32	22	22
Killed in Alcohol Involved Crashes	2	1	1
Injured in Alcohol Involved Crashes	29	21	27
Drug Involved Fatal Crashes	2	0	1
Drug Involved Injury Crashes	5	7	4
Drug Involved Property Damage Crashes	10	6	6
Killed in Drug Involved Crashes	2	0	1
Injured in Drug Involved Crashes	6	8	7

POLICE REPORTS ²

	2021	2020	2019
DUI Arrests, DWI Tracking System	91	91	111
Liquor Law Arrests	2	0	5
Drug Arrests	89	150	221
Violent Offenses	233	152	280
Domestic Violence Reports	436	614	630
Property Offenses	1,151	1,725	1,749

SCHOOL REPORTS

	2020-21	2019-20	2018-19
Enrollment Grades K-12	6,332	6,449	6,435
School Discipline Involving Alcohol	6	7	3
School Discipline Involving Drugs	18	20	26
School Discipline Involving Tobacco	0	3	8
Enrollment Grades 9-12	1,920	1,915	1,874
Dropouts	29	28	30

JUVENILE COURT REFERRALS

	2021	2020	2019
Child Abuse	7	0	14
Child Neglect	258	103	184
Child Custody Issues	0	0	0
Juvenile Violent Offenses	95	72	110
Juvenile Alcohol Offenses	5	3	4
Juvenile Drug Offenses	18	12	19
School Truancy	2	11	28
Absent from Home	70	52	59
Beyond Parental Control	9	12	17
Injurious Behavior	0	0	0

JUVENILE COURT PLACEMENTS ³

	2021	2020	2019
Total Out-of-Home Placements	124	73	139
Parental Alcohol Use Reported	0	0	3
Parental Drug Use Reported	75	46	73
Parental Alcohol and Drug Use Reported	0	0	0

CRIMINAL JUSTICE

	FY 2022	FY 2021	FY 2020
Drug Treatment Court Participants	81	72	58
Probation/Parole Admissions--Drug	228	194	217
Probation/Parole Admissions--DWI	5	4	6
Prison Admissions--Drug	116	101	105
Prison Admissions--DWI	3	1	2

DEMOGRAPHICS

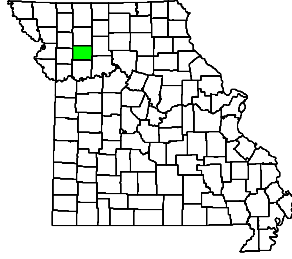
	2021	2020	2019
Population Estimate	42,101	42,007	42,478
Labor Force	18,037	18,183	17,986
Employed	17,187	17,032	17,140
Unemployed	850	1,151	846
Unemployment Rate	4.7%	6.3%	4.7%
Poverty Estimate, individuals of all ages	Unavailable	8,777	9,362
Poverty Estimate, children under age 18	Unavailable	2,529	3,382
Median Household Income	Unavailable	\$42,099	\$41,327

¹ Hospital counts for alcohol, drug, and mental disorders are based on ICD-10 diagnosis codes. Beginning with 2020 data, individuals are counted for each hospital encounter they have during the calendar year.

² In 2019 the National Incident Based Reporting System (NIPRS) replaced the Uniform Crime Reporting (UCR) system for Missouri crime and arrest reports. NIPRS data might not be fully comparable to the UCR.

³ DSS Children's Division reports do not encompass all reasons for removal but document adverse conditions present. Multiple conditions and factors are often considered when a child is placed out of the home. Only the parental substance use conditions are included in this profile.

CALDWELL COUNTY



BIRTHS AND DEATHS

	2021	2020	2019
Resident Births	100	95	101
Resident Deaths (total)	135	120	105
COVID-19 Deaths	17	9	
Suicide	3	5	5
Homicide	1	1	0
Alcohol Induced Deaths	1	0	2
Drug Induced Deaths	0	1	1
Smoking Attributable Deaths	17	19	18

HOSPITAL AND EMERGENCY ROOM ¹

Principal Disorder

	2020	2019	2018
Alcohol Use: ER Treatment, then Discharged	17	8	13
Alcohol Use: ER Treatment, then Admitted	9	2	3
Alcohol Use: Admitted without ER Services	5	1	3
Drug Use: ER Treatment, then Discharged	6	12	3
Drug Use: ER Treatment, then Admitted	2	2	2
Drug Use: Admitted without ER Services	1	1	1
Mental: ER Treatment, then Discharged	65	36	55
Mental: ER Treatment, then Admitted	14	14	19
Mental: Admitted without ER Services	54	37	41

Secondary Disorder

Alcohol Use: ER Treatment, then Discharged	6	11	9
Alcohol Use: ER Treatment, then Admitted	14	15	21
Alcohol Use: Admitted without ER Services	29	16	17
Drug Use: ER Treatment, then Discharged	14	18	11
Drug Use: ER Treatment, then Admitted	12	10	12
Drug Use: Admitted without ER Services	33	22	29
Mental: ER Treatment, then Discharged	91	76	116
Mental: ER Treatment, then Admitted	121	86	188
Mental: Admitted without ER Services	162	136	257

IMPAIRED DRIVING

	2021	2020	2019
Alcohol Involved Fatal Crashes	0	1	0
Alcohol Involved Injury Crashes	4	4	4
Alcohol Involved Property Damage Crashes	2	3	3
Killed in Alcohol Involved Crashes	0	1	0
Injured in Alcohol Involved Crashes	4	4	5
Drug Involved Fatal Crashes	0	1	0
Drug Involved Injury Crashes	2	0	0
Drug Involved Property Damage Crashes	0	0	0
Killed in Drug Involved Crashes	0	1	0
Injured in Drug Involved Crashes	2	0	0

POLICE REPORTS ²

	2021	2020	2019
DUI Arrests, DWI Tracking System	42	28	28
Liquor Law Arrests	0	0	3
Drug Arrests	27	19	36
Violent Offenses	10	24	28
Domestic Violence Reports	38	83	117
Property Offenses	51	100	108

SCHOOL REPORTS

	2020-21	2019-20	2018-19
Enrollment Grades K-12	1,401	1,538	1,562
School Discipline Involving Alcohol	0	0	0
School Discipline Involving Drugs	0	1	2
School Discipline Involving Tobacco	0	0	1
Enrollment Grades 9-12	469	509	475
Dropouts	0	0	0

JUVENILE COURT REFERRALS

	2021	2020	2019
Child Abuse	11	3	0
Child Neglect	20	22	12
Child Custody Issues	0	0	0
Juvenile Violent Offenses	9	4	9
Juvenile Alcohol Offenses	1	2	0
Juvenile Drug Offenses	3	3	3
School Truancy	10	9	10
Absent from Home	3	10	4
Beyond Parental Control	4	3	2
Injurious Behavior	4	9	2

JUVENILE COURT PLACEMENTS ³

	2021	2020	2019
Total Out-of-Home Placements	9	7	5
Parental Alcohol Use Reported	1	0	0
Parental Drug Use Reported	3	3	5
Parental Alcohol and Drug Use Reported	0	0	0

CRIMINAL JUSTICE

	FY 2022	FY 2021	FY 2020
Drug Treatment Court Participants	0	0	0
Probation/Parole Admissions--Drug	43	28	41
Probation/Parole Admissions--DWI	0	2	5
Prison Admissions--Drug	33	20	24
Prison Admissions--DWI	4	2	1

DEMOGRAPHICS

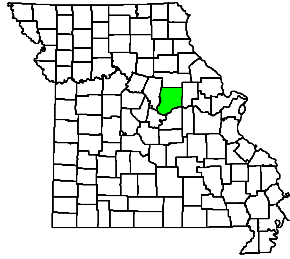
	2021	2020	2019
Population Estimate	8,897	8,806	9,020
Labor Force	4,298	4,279	4,369
Employed	4,078	4,050	4,230
Unemployed	220	229	139
Unemployment Rate	5.1%	5.4%	3.2%
Poverty Estimate, individuals of all ages	Unavailable	1,096	1,197
Poverty Estimate, children under age 18	Unavailable	334	390
Median Household Income	Unavailable	\$47,870	\$52,872

¹ Hospital counts for alcohol, drug, and mental disorders are based on ICD-10 diagnosis codes. Beginning with 2020 data, individuals are counted for each hospital encounter they have during the calendar year.

² In 2019 the National Incident Based Reporting System (NIPRS) replaced the Uniform Crime Reporting (UCR) system for Missouri crime and arrest reports. NIPRS data might not be fully comparable to the UCR.

³ DSS Children's Division reports do not encompass all reasons for removal but document adverse conditions present. Multiple conditions and factors are often considered when a child is placed out of the home. Only the parental substance use conditions are included in this profile.

CALLAWAY COUNTY



BIRTHS AND DEATHS

	2021	2020	2019
Resident Births	448	461	501
Resident Deaths (total)	501	519	424
COVID-19 Deaths	57	38	
Suicide	12	10	5
Homicide	0	1	4
Alcohol Induced Deaths	2	6	3
Drug Induced Deaths	16	9	7
Smoking Attributable Deaths	69	85	64

HOSPITAL AND EMERGENCY ROOM ¹

Principal Disorder

	2020	2019	2018
Alcohol Use: ER Treatment, then Discharged	122	82	104
Alcohol Use: ER Treatment, then Admitted	64	19	30
Alcohol Use: Admitted without ER Services	8	17	16
Drug Use: ER Treatment, then Discharged	56	42	77
Drug Use: ER Treatment, then Admitted	20	19	36
Drug Use: Admitted without ER Services	7	14	15
Mental: ER Treatment, then Discharged	335	376	420
Mental: ER Treatment, then Admitted	260	183	265
Mental: Admitted without ER Services	272	180	165

Secondary Disorder

Alcohol Use: ER Treatment, then Discharged	112	424	142
Alcohol Use: ER Treatment, then Admitted	130	120	124
Alcohol Use: Admitted without ER Services	71	47	62
Drug Use: ER Treatment, then Discharged	174	182	186
Drug Use: ER Treatment, then Admitted	240	135	186
Drug Use: Admitted without ER Services	98	119	98
Mental: ER Treatment, then Discharged	1,640	1,426	1,921
Mental: ER Treatment, then Admitted	993	522	1,111
Mental: Admitted without ER Services	567	418	767

IMPAIRED DRIVING

	2021	2020	2019
Alcohol Involved Fatal Crashes	1	1	2
Alcohol Involved Injury Crashes	29	20	21
Alcohol Involved Property Damage Crashes	32	27	23
Killed in Alcohol Involved Crashes	1	1	2
Injured in Alcohol Involved Crashes	42	26	25
Drug Involved Fatal Crashes	0	1	2
Drug Involved Injury Crashes	4	3	5
Drug Involved Property Damage Crashes	5	10	9
Killed in Drug Involved Crashes	0	1	2
Injured in Drug Involved Crashes	5	3	6

POLICE REPORTS ²

	2021	2020	2019
DUI Arrests, DWI Tracking System	209	119	183
Liquor Law Arrests	7	2	12
Drug Arrests	386	333	348
Violent Offenses	131	88	165
Domestic Violence Reports	410	482	653
Property Offenses	729	970	1,162

SCHOOL REPORTS

	2020-21	2019-20	2018-19
Enrollment Grades K-12	4,737	4,853	4,890
School Discipline Involving Alcohol	0	2	4
School Discipline Involving Drugs	9	19	19
School Discipline Involving Tobacco	0	0	0
Enrollment Grades 9-12	1,530	1,544	1,534
Dropouts	40	23	27

JUVENILE COURT REFERRALS

	2021	2020	2019
Child Abuse	0	2	4
Child Neglect	128	90	99
Child Custody Issues	6	17	11
Juvenile Violent Offenses	82	69	80
Juvenile Alcohol Offenses	10	2	5
Juvenile Drug Offenses	13	7	16
School Truancy	60	31	38
Absent from Home	3	5	1
Beyond Parental Control	91	101	104
Injurious Behavior	38	47	39

JUVENILE COURT PLACEMENTS ³

	2021	2020	2019
Total Out-of-Home Placements	89	62	73
Parental Alcohol Use Reported	6	2	0
Parental Drug Use Reported	42	32	32
Parental Alcohol and Drug Use Reported	3	1	3

CRIMINAL JUSTICE

	FY 2022	FY 2021	FY 2020
Drug Treatment Court Participants	66	65	46
Probation/Parole Admissions--Drug	153	128	106
Probation/Parole Admissions--DWI	24	9	20
Prison Admissions--Drug	66	31	53
Prison Admissions--DWI	3	5	6

DEMOGRAPHICS

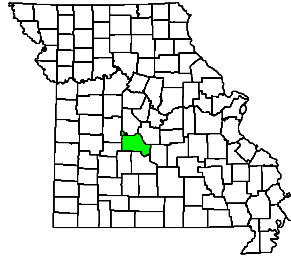
	2021	2020	2019
Population Estimate	44,638	44,288	44,743
Labor Force	21,325	21,366	21,383
Employed	20,598	20,410	20,758
Unemployed	727	956	625
Unemployment Rate	3.4%	4.5%	2.9%
Poverty Estimate, individuals of all ages	Unavailable	4,693	4,735
Poverty Estimate, children under age 18	Unavailable	1,280	1,460
Median Household Income	Unavailable	\$61,268	\$58,720

¹ Hospital counts for alcohol, drug, and mental disorders are based on ICD-10 diagnosis codes. Beginning with 2020 data, individuals are counted for each hospital encounter they have during the calendar year.

² In 2019 the National Incident Based Reporting System (NIPRS) replaced the Uniform Crime Reporting (UCR) system for Missouri crime and arrest reports. NIPRS data might not be fully comparable to the UCR.

³ DSS Children's Division reports do not encompass all reasons for removal but document adverse conditions present. Multiple conditions and factors are often considered when a child is placed out of the home. Only the parental substance use conditions are included in this profile.

CAMDEN COUNTY



BIRTHS AND DEATHS

	2021	2020	2019
Resident Births	354	369	363
Resident Deaths (total)	664	646	518
COVID-19 Deaths	74	73	
Suicide	15	14	7
Homicide	1	0	0
Alcohol Induced Deaths	13	13	9
Drug Induced Deaths	15	6	8
Smoking Attributable Deaths	103	90	102

SCHOOL REPORTS

	2020-21	2019-20	2018-19
Enrollment Grades K-12	4,750	5,026	5,017
School Discipline Involving Alcohol	0	1	0
School Discipline Involving Drugs	8	7	13
School Discipline Involving Tobacco	0	2	0
Enrollment Grades 9-12	1,657	1,652	1,639
Dropouts	27	17	21

HOSPITAL AND EMERGENCY ROOM ¹

Principal Disorder

	2020	2019	2018
Alcohol Use: ER Treatment, then Discharged	111	87	111
Alcohol Use: ER Treatment, then Admitted	12	10	16
Alcohol Use: Admitted without ER Services	44	40	65
Drug Use: ER Treatment, then Discharged	65	93	86
Drug Use: ER Treatment, then Admitted	6	5	11
Drug Use: Admitted without ER Services	14	15	15
Mental: ER Treatment, then Discharged	368	330	388
Mental: ER Treatment, then Admitted	71	62	101
Mental: Admitted without ER Services	232	159	245

Secondary Disorder

Alcohol Use: ER Treatment, then Discharged	125	125	104
Alcohol Use: ER Treatment, then Admitted	46	44	42
Alcohol Use: Admitted without ER Services	208	175	207
Drug Use: ER Treatment, then Discharged	130	126	147
Drug Use: ER Treatment, then Admitted	60	54	69
Drug Use: Admitted without ER Services	167	159	150
Mental: ER Treatment, then Discharged	1,688	858	833
Mental: ER Treatment, then Admitted	155	102	190
Mental: Admitted without ER Services	1,076	803	1,550

JUVENILE COURT REFERRALS

	2021	2020	2019
Child Abuse	21	12	22
Child Neglect	54	51	90
Child Custody Issues	60	60	8
Juvenile Violent Offenses	25	22	41
Juvenile Alcohol Offenses	0	4	4
Juvenile Drug Offenses	14	9	21
School Truancy	29	15	22
Absent from Home	10	9	10
Beyond Parental Control	5	8	6
Injurious Behavior	32	46	39

JUVENILE COURT PLACEMENTS ³

	2021	2020	2019
Total Out-of-Home Placements	26	32	62
Parental Alcohol Use Reported	7	1	3
Parental Drug Use Reported	8	5	23
Parental Alcohol and Drug Use Reported	1	0	0

CRIMINAL JUSTICE

	FY 2022	FY 2021	FY 2020
Drug Treatment Court Participants	39	47	53
Probation/Parole Admissions--Drug	164	107	133
Probation/Parole Admissions--DWI	11	11	10
Prison Admissions--Drug	44	54	45
Prison Admissions--DWI	0	4	2

IMPAIRED DRIVING

	2021	2020	2019
Alcohol Involved Fatal Crashes	1	3	2
Alcohol Involved Injury Crashes	32	31	27
Alcohol Involved Property Damage Crashes	59	48	46
Killed in Alcohol Involved Crashes	1	3	2
Injured in Alcohol Involved Crashes	43	48	39
Drug Involved Fatal Crashes	1	2	1
Drug Involved Injury Crashes	2	7	3
Drug Involved Property Damage Crashes	11	11	8
Killed in Drug Involved Crashes	1	2	1
Injured in Drug Involved Crashes	3	14	4

DEMOGRAPHICS

	2021	2020	2019
Population Estimate	43,436	42,784	46,305
Labor Force	19,270	18,829	18,861
Employed	18,315	17,502	18,013
Unemployed	955	1,327	848
Unemployment Rate	5.0%	7.0%	4.5%
Poverty Estimate, individuals of all ages	Unavailable	6,407	6,149
Poverty Estimate, children under age 18	Unavailable	1,631	1,640
Median Household Income	Unavailable	\$64,357	\$51,460

POLICE REPORTS ²

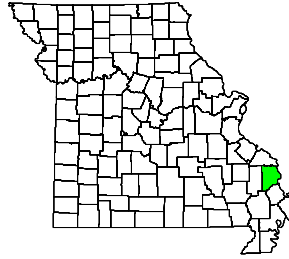
	2021	2020	2019
DUI Arrests, DWI Tracking System	395	147	227
Liquor Law Arrests	11	14	10
Drug Arrests	146	204	214
Violent Offenses	128	127	134
Domestic Violence Reports	226	456	871
Property Offenses	457	771	922

¹ Hospital counts for alcohol, drug, and mental disorders are based on ICD-10 diagnosis codes. Beginning with 2020 data, individuals are counted for each hospital encounter they have during the calendar year.

² In 2019 the National Incident Based Reporting System (NIPRS) replaced the Uniform Crime Reporting (UCR) system for Missouri crime and arrest reports. NIPRS data might not be fully comparable to the UCR.

³ DSS Children's Division reports do not encompass all reasons for removal but document adverse conditions present. Multiple conditions and factors are often considered when a child is placed out of the home. Only the parental substance use conditions are included in this profile.

CAPE GIRARDEAU COUNTY



BIRTHS AND DEATHS

	2021	2020	2019
Resident Births	875	907	850
Resident Deaths (total)	928	1,079	837
COVID-19 Deaths	71	113	
Suicide	13	16	17
Homicide	1	5	4
Alcohol Induced Deaths	3	10	4
Drug Induced Deaths	10	21	18
Smoking Attributable Deaths	140	135	133

HOSPITAL AND EMERGENCY ROOM ¹

Principal Disorder

	2020	2019	2018
Alcohol Use: ER Treatment, then Discharged	236	167	195
Alcohol Use: ER Treatment, then Admitted	17	12	40
Alcohol Use: Admitted without ER Services	43	32	60
Drug Use: ER Treatment, then Discharged	223	188	221
Drug Use: ER Treatment, then Admitted	4	12	12
Drug Use: Admitted without ER Services	47	67	50
Mental: ER Treatment, then Discharged	819	710	1,024
Mental: ER Treatment, then Admitted	44	45	62
Mental: Admitted without ER Services	568	314	474

Secondary Disorder

Alcohol Use: ER Treatment, then Discharged	171	179	216
Alcohol Use: ER Treatment, then Admitted	103	55	72
Alcohol Use: Admitted without ER Services	248	180	242
Drug Use: ER Treatment, then Discharged	873	708	398
Drug Use: ER Treatment, then Admitted	78	80	109
Drug Use: Admitted without ER Services	421	264	361
Mental: ER Treatment, then Discharged	5,306	3,547	6,795
Mental: ER Treatment, then Admitted	453	235	677
Mental: Admitted without ER Services	1,553	1,022	2,274

IMPAIRED DRIVING

	2021	2020	2019
Alcohol Involved Fatal Crashes	1	1	1
Alcohol Involved Injury Crashes	34	14	22
Alcohol Involved Property Damage Crashes	51	45	51
Killed in Alcohol Involved Crashes	1	1	1
Injured in Alcohol Involved Crashes	49	22	34
Drug Involved Fatal Crashes	0	0	0
Drug Involved Injury Crashes	9	5	9
Drug Involved Property Damage Crashes	11	9	12
Killed in Drug Involved Crashes	0	0	0
Injured in Drug Involved Crashes	14	9	16

POLICE REPORTS ²

	2021	2020	2019
DUI Arrests, DWI Tracking System	240	211	261
Liquor Law Arrests	8	10	25
Drug Arrests	357	241	104
Violent Offenses	362	465	300
Domestic Violence Reports	480	598	535
Property Offenses	1,636	1,681	1,903

SCHOOL REPORTS

	2020-21	2019-20	2018-19
Enrollment Grades K-12	10,177	10,197	10,096
School Discipline Involving Alcohol	0	1	2
School Discipline Involving Drugs	18	9	19
School Discipline Involving Tobacco	0	0	0
Enrollment Grades 9-12	3,134	3,020	2,948
Dropouts	53	27	61

JUVENILE COURT REFERRALS

	2021	2020	2019
Child Abuse	36	21	48
Child Neglect	217	109	132
Child Custody Issues	2	3	0
Juvenile Violent Offenses	61	32	81
Juvenile Alcohol Offenses	2	2	3
Juvenile Drug Offenses	10	12	15
School Truancy	51	70	187
Absent from Home	60	38	57
Beyond Parental Control	18	9	3
Injurious Behavior	68	17	29

JUVENILE COURT PLACEMENTS ³

	2021	2020	2019
Total Out-of-Home Placements	168	117	117
Parental Alcohol Use Reported	5	2	1
Parental Drug Use Reported	94	73	59
Parental Alcohol and Drug Use Reported	2	5	1

CRIMINAL JUSTICE

	FY 2022	FY 2021	FY 2020
Drug Treatment Court Participants	99	73	66
Probation/Parole Admissions--Drug	233	167	255
Probation/Parole Admissions--DWI	22	13	26
Prison Admissions--Drug	106	73	82
Prison Admissions--DWI	11	7	6

DEMOGRAPHICS

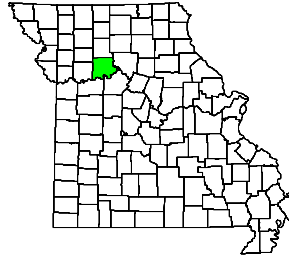
	2021	2020	2019
Population Estimate	82,113	81,788	78,871
Labor Force	40,445	40,333	40,851
Employed	38,992	38,254	39,654
Unemployed	1,453	2,079	1,197
Unemployment Rate	3.6%	5.2%	2.9%
Poverty Estimate, individuals of all ages	Unavailable	9,009	10,909
Poverty Estimate, children under age 18	Unavailable	2,299	2,918
Median Household Income	Unavailable	\$57,763	\$57,618

¹ Hospital counts for alcohol, drug, and mental disorders are based on ICD-10 diagnosis codes. Beginning with 2020 data, individuals are counted for each hospital encounter they have during the calendar year.

² In 2019 the National Incident Based Reporting System (NIPRS) replaced the Uniform Crime Reporting (UCR) system for Missouri crime and arrest reports. NIPRS data might not be fully comparable to the UCR.

³ DSS Children's Division reports do not encompass all reasons for removal but document adverse conditions present. Multiple conditions and factors are often considered when a child is placed out of the home. Only the parental substance use conditions are included in this profile.

CARROLL COUNTY



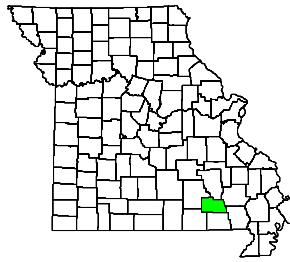
BIRTHS AND DEATHS	2021	2020	2019	SCHOOL REPORTS	2020-21	2019-20	2018-19
Resident Births	94	84	89	Enrollment Grades K-12	977	1,360	1,368
Resident Deaths (total)	111	139	107	School Discipline Involving Alcohol	0	0	0
COVID-19 Deaths	10	30		School Discipline Involving Drugs	0	0	0
Suicide	2	3	2	School Discipline Involving Tobacco	0	1	0
Homicide	0	0	0	Enrollment Grades 9-12	386	414	431
Alcohol Induced Deaths	0	1	1	Dropouts	0	0	0
Drug Induced Deaths	1	2	1	JUVENILE COURT REFERRALS			
Smoking Attributable Deaths	16	21	18	2021	2020	2019	
HOSPITAL AND EMERGENCY ROOM ¹				Child Abuse	4	1	6
Principal Disorder				Child Neglect	4	4	5
Alcohol Use: ER Treatment, then Discharged	6	13	9	Child Custody Issues	0	0	0
Alcohol Use: ER Treatment, then Admitted	0	3	0	Juvenile Violent Offenses	5	4	8
Alcohol Use: Admitted without ER Services	7	5	6	Juvenile Alcohol Offenses	1	0	0
Drug Use: ER Treatment, then Discharged	8	8	7	Juvenile Drug Offenses	2	0	0
Drug Use: ER Treatment, then Admitted	1	1	0	School Truancy	9	6	15
Drug Use: Admitted without ER Services	4	6	5	Absent from Home	3	4	1
Mental: ER Treatment, then Discharged	89	66	123	Beyond Parental Control	3	2	2
Mental: ER Treatment, then Admitted	3	3	14	Injurious Behavior	4	12	25
Mental: Admitted without ER Services	53	41	84	JUVENILE COURT PLACEMENTS ³			
Secondary Disorder				2021	2020	2019	
Alcohol Use: ER Treatment, then Discharged	18	11	19	Total Out-of-Home Placements	2	2	5
Alcohol Use: ER Treatment, then Admitted	5	5	8	Parental Alcohol Use Reported	0	0	0
Alcohol Use: Admitted without ER Services	29	21	40	Parental Drug Use Reported	1	2	0
Drug Use: ER Treatment, then Discharged	23	23	25	Parental Alcohol and Drug Use Reported	0	0	0
Drug Use: ER Treatment, then Admitted	7	8	12	CRIMINAL JUSTICE			
Drug Use: Admitted without ER Services	41	35	47	FY 2022	FY 2021	FY 2020	
Mental: ER Treatment, then Discharged	163	291	535	Drug Treatment Court Participants	0	0	0
Mental: ER Treatment, then Admitted	39	24	46	Probation/Parole Admissions--Drug	32	32	50
Mental: Admitted without ER Services	319	189	395	Probation/Parole Admissions--DWI	2	2	2
IMPAIRED DRIVING				2021	2020	2019	
Alcohol Involved Fatal Crashes	0	0	0	Population Estimate	8,376	8,461	8,679
Alcohol Involved Injury Crashes	4	4	5	Labor Force	4,504	4,680	4,808
Alcohol Involved Property Damage Crashes	1	1	0	Employed	4,306	4,397	4,653
Killed in Alcohol Involved Crashes	0	0	0	Unemployed	198	283	155
Injured in Alcohol Involved Crashes	9	8	8	Unemployment Rate	4.4%	6.0%	3.2%
Drug Involved Fatal Crashes	0	0	0	Poverty Estimate, individuals of all ages	Unavailable	1,130	1,183
Drug Involved Injury Crashes	0	1	0	Poverty Estimate, children under age 18	Unavailable	332	402
Drug Involved Property Damage Crashes	2	0	0	Median Household Income	Unavailable	\$51,891	\$50,628
Killed in Drug Involved Crashes	0	0	0	DEMOCRAPHICS			
Injured in Drug Involved Crashes	0	2	0	2021	2020	2019	
POLICE REPORTS ²				Population Estimate	8,376	8,461	8,679
DUI Arrests, DWI Tracking System	16	15	30	Labor Force	4,504	4,680	4,808
Liquor Law Arrests	0	0	0	Employed	4,306	4,397	4,653
Drug Arrests	7	0	64	Unemployed	198	283	155
Violent Offenses	8	11	17	Unemployment Rate	4.4%	6.0%	3.2%
Domestic Violence Reports	39	16	45	Poverty Estimate, individuals of all ages	Unavailable	1,130	1,183
Property Offenses	30	24	84	Poverty Estimate, children under age 18	Unavailable	332	402
				Median Household Income	Unavailable	\$51,891	\$50,628

¹ Hospital counts for alcohol, drug, and mental disorders are based on ICD-10 diagnosis codes. Beginning with 2020 data, individuals are counted for each hospital encounter they have during the calendar year.

² In 2019 the National Incident Based Reporting System (NIPRS) replaced the Uniform Crime Reporting (UCR) system for Missouri crime and arrest reports. NIPRS data might not be fully comparable to the UCR.

³ DSS Children's Division reports do not encompass all reasons for removal but document adverse conditions present. Multiple conditions and factors are often considered when a child is placed out of the home. Only the parental substance use conditions are included in this profile.

CARTER COUNTY



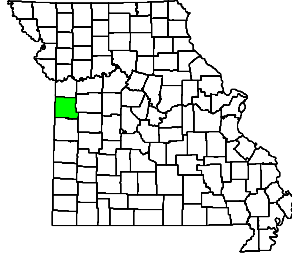
BIRTHS AND DEATHS	2021	2020	2019	SCHOOL REPORTS	2020-21	2019-20	2018-19
Resident Births	97	76	70	Enrollment Grades K-12	1,103	1,114	1,129
Resident Deaths (total)	102	92	87	School Discipline Involving Alcohol	0	0	0
COVID-19 Deaths	13	6		School Discipline Involving Drugs	0	0	0
Suicide	1	2	2	School Discipline Involving Tobacco	0	1	0
Homicide	0	0	1	Enrollment Grades 9-12	346	352	365
Alcohol Induced Deaths	0	0	0	Dropouts	0	0	0
Drug Induced Deaths	1	1	2	JUVENILE COURT REFERRALS			
Smoking Attributable Deaths	14	19	12	2021	2020	2019	
HOSPITAL AND EMERGENCY ROOM ¹				Child Abuse	1	0	0
2020	2019	2018	Child Neglect	3	0	3	
Principal Disorder	Child Custody Issues	4	14	15			
Alcohol Use: ER Treatment, then Discharged	13	9	3	Juvenile Violent Offenses	7	1	3
Alcohol Use: ER Treatment, then Admitted	4	1	5	Juvenile Alcohol Offenses	4	1	0
Alcohol Use: Admitted without ER Services	2	2	9	Juvenile Drug Offenses	1	0	0
Drug Use: ER Treatment, then Discharged	16	17	13	School Truancy	10	0	6
Drug Use: ER Treatment, then Admitted	4	3	16	Absent from Home	0	0	0
Drug Use: Admitted without ER Services	3	2	7	Beyond Parental Control	3	1	4
Mental: ER Treatment, then Discharged	55	51	55	Injurious Behavior	0	5	15
Mental: ER Treatment, then Admitted	34	23	44	JUVENILE COURT PLACEMENTS ³			
Mental: Admitted without ER Services	46	11	28	2021	2020	2019	
Secondary Disorder	Total Out-of-Home Placements	10	4	19			
Alcohol Use: ER Treatment, then Discharged	11	6	13	Parental Alcohol Use Reported	0	1	0
Alcohol Use: ER Treatment, then Admitted	14	18	34	Parental Drug Use Reported	3	1	12
Alcohol Use: Admitted without ER Services	13	14	21	Parental Alcohol and Drug Use Reported	0	0	0
Drug Use: ER Treatment, then Discharged	21	16	22	CRIMINAL JUSTICE			
Drug Use: ER Treatment, then Admitted	48	47	45	FY 2022	FY 2021	FY 2020	
Drug Use: Admitted without ER Services	44	13	29	Drug Treatment Court Participants	10	7	2
Mental: ER Treatment, then Discharged	254	177	243	Probation/Parole Admissions--Drug	22	9	13
Mental: ER Treatment, then Admitted	103	69	137	Probation/Parole Admissions--DWI	0	0	0
Mental: Admitted without ER Services	86	78	124	Prison Admissions--Drug	5	9	2
IMPAIRED DRIVING	2021	2020	2019	DEMOGRAPHICS	2021	2020	2019
Alcohol Involved Fatal Crashes	0	1	1	Population Estimate	5,320	5,207	5,982
Alcohol Involved Injury Crashes	3	2	0	Labor Force	2,571	2,524	2,546
Alcohol Involved Property Damage Crashes	3	1	3	Employed	2,438	2,359	2,421
Killed in Alcohol Involved Crashes	0	1	1	Unemployed	133	165	125
Injured in Alcohol Involved Crashes	5	2	0	Unemployment Rate	5.2%	6.5%	4.9%
Drug Involved Fatal Crashes	0	0	2	Poverty Estimate, individuals of all ages	Unavailable	1,205	1,176
Drug Involved Injury Crashes	2	0	0	Poverty Estimate, children under age 18	Unavailable	404	399
Drug Involved Property Damage Crashes	1	3	0	Median Household Income	Unavailable	\$38,854	\$36,383
Killed in Drug Involved Crashes	0	0	2				
Injured in Drug Involved Crashes	2	0	0				
POLICE REPORTS ²				2021	2020	2019	
DUI Arrests, DWI Tracking System	48	29	22				
Liquor Law Arrests	0	0	0				
Drug Arrests	3	7	55				
Violent Offenses	34	35	37				
Domestic Violence Reports	34	20	28				
Property Offenses	54	39	71				

¹ Hospital counts for alcohol, drug, and mental disorders are based on ICD-10 diagnosis codes. Beginning with 2020 data, individuals are counted for each hospital encounter they have during the calendar year.

² In 2019 the National Incident Based Reporting System (NIPRS) replaced the Uniform Crime Reporting (UCR) system for Missouri crime and arrest reports. NIPRS data might not be fully comparable to the UCR.

³ DSS Children's Division reports do not encompass all reasons for removal but document adverse conditions present. Multiple conditions and factors are often considered when a child is placed out of the home. Only the parental substance use conditions are included in this profile.

CASS COUNTY



BIRTHS AND DEATHS

	2021	2020	2019
Resident Births	1,181	1,093	1,165
Resident Deaths (total)	1,258	1,119	1,016
COVID-19 Deaths	153	69	
Suicide	16	26	31
Homicide	7	6	5
Alcohol Induced Deaths	18	6	13
Drug Induced Deaths	21	15	19
Smoking Attributable Deaths	154	166	163

HOSPITAL AND EMERGENCY ROOM ¹

Principal Disorder

	2020	2019	2018
Alcohol Use: ER Treatment, then Discharged	215	166	208
Alcohol Use: ER Treatment, then Admitted	89	58	69
Alcohol Use: Admitted without ER Services	88	66	78
Drug Use: ER Treatment, then Discharged	161	138	158
Drug Use: ER Treatment, then Admitted	17	15	11
Drug Use: Admitted without ER Services	50	38	34
Mental: ER Treatment, then Discharged	890	608	730
Mental: ER Treatment, then Admitted	50	44	47
Mental: Admitted without ER Services	844	653	965

Secondary Disorder

Alcohol Use: ER Treatment, then Discharged	225	237	222
Alcohol Use: ER Treatment, then Admitted	202	178	211
Alcohol Use: Admitted without ER Services	339	269	306
Drug Use: ER Treatment, then Discharged	300	277	287
Drug Use: ER Treatment, then Admitted	197	220	229
Drug Use: Admitted without ER Services	549	469	484
Mental: ER Treatment, then Discharged	2,342	2,050	1,495
Mental: ER Treatment, then Admitted	1,474	888	1,793
Mental: Admitted without ER Services	1,916	1,566	2,695

IMPAIRED DRIVING

	2021	2020	2019
Alcohol Involved Fatal Crashes	2	4	3
Alcohol Involved Injury Crashes	35	41	23
Alcohol Involved Property Damage Crashes	49	53	49
Killed in Alcohol Involved Crashes	2	4	3
Injured in Alcohol Involved Crashes	48	56	30
Drug Involved Fatal Crashes	2	2	3
Drug Involved Injury Crashes	7	9	9
Drug Involved Property Damage Crashes	7	7	15
Killed in Drug Involved Crashes	2	2	3
Injured in Drug Involved Crashes	10	16	11

POLICE REPORTS ²

	2021	2020	2019
DUI Arrests, DWI Tracking System	318	285	429
Liquor Law Arrests	29	10	35
Drug Arrests	244	351	417
Violent Offenses	161	255	215
Domestic Violence Reports	455	1,037	1,343
Property Offenses	1,216	1,629	1,945

SCHOOL REPORTS

	2020-21	2019-20	2018-19
Enrollment Grades K-12	17,074	17,415	17,472
School Discipline Involving Alcohol	0	8	14
School Discipline Involving Drugs	23	46	50
School Discipline Involving Tobacco	0	2	7
Enrollment Grades 9-12	5,598	5,466	5,474
Dropouts	79	70	90

JUVENILE COURT REFERRALS

	2021	2020	2019
Child Abuse	0	10	18
Child Neglect	274	275	308
Child Custody Issues	28	24	24
Juvenile Violent Offenses	161	122	131
Juvenile Alcohol Offenses	2	0	0
Juvenile Drug Offenses	45	35	42
School Truancy	56	48	75
Absent from Home	119	53	80
Beyond Parental Control	80	79	66
Injurious Behavior	107	126	92

JUVENILE COURT PLACEMENTS ³

	2021	2020	2019
Total Out-of-Home Placements	76	70	89
Parental Alcohol Use Reported	1	2	1
Parental Drug Use Reported	43	26	39
Parental Alcohol and Drug Use Reported	1	0	0

CRIMINAL JUSTICE

	FY 2022	FY 2021	FY 2020
Drug Treatment Court Participants	58	46	60
Probation/Parole Admissions--Drug	184	165	127
Probation/Parole Admissions--DWI	15	16	14
Prison Admissions--Drug	51	40	26
Prison Admissions--DWI	10	3	5

DEMOGRAPHICS

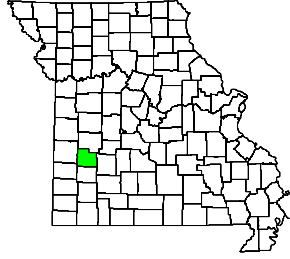
	2021	2020	2019
Population Estimate	109,638	108,113	105,780
Labor Force	54,398	54,079	54,895
Employed	52,278	51,203	53,239
Unemployed	2,120	2,876	1,656
Unemployment Rate	3.9%	5.3%	3.0%
Poverty Estimate, individuals of all ages	Unavailable	7,182	8,226
Poverty Estimate, children under age 18	Unavailable	2,233	2,857
Median Household Income	Unavailable	\$82,068	\$73,882

¹ Hospital counts for alcohol, drug, and mental disorders are based on ICD-10 diagnosis codes. Beginning with 2020 data, individuals are counted for each hospital encounter they have during the calendar year.

² In 2019 the National Incident Based Reporting System (NIPRS) replaced the Uniform Crime Reporting (UCR) system for Missouri crime and arrest reports. NIPRS data might not be fully comparable to the UCR.

³ DSS Children's Division reports do not encompass all reasons for removal but document adverse conditions present. Multiple conditions and factors are often considered when a child is placed out of the home. Only the parental substance use conditions are included in this profile.

CEDAR COUNTY



BIRTHS AND DEATHS

	2021	2020	2019
Resident Births	204	180	188
Resident Deaths (total)	236	187	223
COVID-19 Deaths	34	13	
Suicide	3	7	2
Homicide	1	1	1
Alcohol Induced Deaths	1	2	2
Drug Induced Deaths	1	4	3
Smoking Attributable Deaths	30	24	36

HOSPITAL AND EMERGENCY ROOM ¹

Principal Disorder

	2020	2019	2018
Alcohol Use: ER Treatment, then Discharged	30	21	36
Alcohol Use: ER Treatment, then Admitted	4	8	11
Alcohol Use: Admitted without ER Services	10	5	3
Drug Use: ER Treatment, then Discharged	22	34	29
Drug Use: ER Treatment, then Admitted	6	5	8
Drug Use: Admitted without ER Services	5	10	5
Mental: ER Treatment, then Discharged	100	135	100
Mental: ER Treatment, then Admitted	31	34	55
Mental: Admitted without ER Services	103	61	121

Secondary Disorder

Alcohol Use: ER Treatment, then Discharged	37	44	38
Alcohol Use: ER Treatment, then Admitted	18	19	40
Alcohol Use: Admitted without ER Services	45	40	44
Drug Use: ER Treatment, then Discharged	67	71	85
Drug Use: ER Treatment, then Admitted	27	33	46
Drug Use: Admitted without ER Services	57	47	51
Mental: ER Treatment, then Discharged	402	408	561
Mental: ER Treatment, then Admitted	68	60	229
Mental: Admitted without ER Services	325	201	281

IMPAIRED DRIVING

	2021	2020	2019
Alcohol Involved Fatal Crashes	0	0	0
Alcohol Involved Injury Crashes	7	3	5
Alcohol Involved Property Damage Crashes	5	6	1
Killed in Alcohol Involved Crashes	0	0	0
Injured in Alcohol Involved Crashes	8	4	5
Drug Involved Fatal Crashes	0	0	0
Drug Involved Injury Crashes	1	0	0
Drug Involved Property Damage Crashes	0	1	1
Killed in Drug Involved Crashes	0	0	0
Injured in Drug Involved Crashes	1	0	0

POLICE REPORTS ²

	2021	2020	2019
DUI Arrests, DWI Tracking System	52	61	35
Liquor Law Arrests	17	0	3
Drug Arrests	38	22	24
Violent Offenses	69	51	55
Domestic Violence Reports	60	27	46
Property Offenses	319	262	298

SCHOOL REPORTS

	2020-21	2019-20	2018-19
Enrollment Grades K-12	2,045	2,079	2,155
School Discipline Involving Alcohol	0	0	3
School Discipline Involving Drugs	0	2	4
School Discipline Involving Tobacco	0	0	0
Enrollment Grades 9-12	668	657	670
Dropouts	18	0	12

JUVENILE COURT REFERRALS

	2021	2020	2019
Child Abuse	10	11	7
Child Neglect	89	36	18
Child Custody Issues	1	0	1
Juvenile Violent Offenses	21	7	9
Juvenile Alcohol Offenses	0	0	1
Juvenile Drug Offenses	3	2	4
School Truancy	16	7	5
Absent from Home	5	6	5
Beyond Parental Control	16	11	3
Injurious Behavior	22	3	5

JUVENILE COURT PLACEMENTS ³

	2021	2020	2019
Total Out-of-Home Placements	29	18	8
Parental Alcohol Use Reported	1	2	0
Parental Drug Use Reported	19	3	5
Parental Alcohol and Drug Use Reported	1	0	2

CRIMINAL JUSTICE

	FY 2022	FY 2021	FY 2020
Drug Treatment Court Participants	8	11	9
Probation/Parole Admissions--Drug	8	8	12
Probation/Parole Admissions--DWI	2	4	5
Prison Admissions--Drug	3	3	8
Prison Admissions--DWI	1	0	1

DEMOGRAPHICS

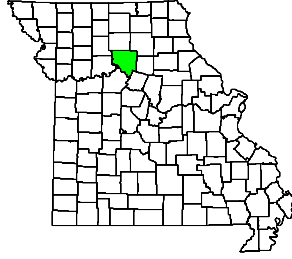
	2021	2020	2019
Population Estimate	14,496	14,199	14,349
Labor Force	5,790	5,734	5,764
Employed	5,578	5,478	5,550
Unemployed	212	256	214
Unemployment Rate	3.7%	4.5%	3.7%
Poverty Estimate, individuals of all ages	Unavailable	2,603	2,529
Poverty Estimate, children under age 18	Unavailable	940	898
Median Household Income	Unavailable	\$40,130	\$38,427

¹ Hospital counts for alcohol, drug, and mental disorders are based on ICD-10 diagnosis codes. Beginning with 2020 data, individuals are counted for each hospital encounter they have during the calendar year.

² In 2019 the National Incident Based Reporting System (NIPRS) replaced the Uniform Crime Reporting (UCR) system for Missouri crime and arrest reports. NIPRS data might not be fully comparable to the UCR.

³ DSS Children's Division reports do not encompass all reasons for removal but document adverse conditions present. Multiple conditions and factors are often considered when a child is placed out of the home. Only the parental substance use conditions are included in this profile.

CHARITON COUNTY



BIRTHS AND DEATHS

	2021	2020	2019
Resident Births	80	71	98
Resident Deaths (total)	118	133	93
COVID-19 Deaths	12	17	
Suicide	2	4	0
Homicide	0	0	0
Alcohol Induced Deaths	2	1	1
Drug Induced Deaths	0	2	0
Smoking Attributable Deaths	21	22	17

HOSPITAL AND EMERGENCY ROOM ¹

Principal Disorder

	2020	2019	2018
Alcohol Use: ER Treatment, then Discharged	3	5	9
Alcohol Use: ER Treatment, then Admitted	3	3	2
Alcohol Use: Admitted without ER Services	3	1	3
Drug Use: ER Treatment, then Discharged	8	7	4
Drug Use: ER Treatment, then Admitted	1	4	2
Drug Use: Admitted without ER Services	0	3	3
Mental: ER Treatment, then Discharged	33	30	40
Mental: ER Treatment, then Admitted	20	18	16
Mental: Admitted without ER Services	41	22	42

Secondary Disorder

Alcohol Use: ER Treatment, then Discharged	8	7	14
Alcohol Use: ER Treatment, then Admitted	15	15	13
Alcohol Use: Admitted without ER Services	24	10	16
Drug Use: ER Treatment, then Discharged	8	13	14
Drug Use: ER Treatment, then Admitted	11	14	9
Drug Use: Admitted without ER Services	12	12	10
Mental: ER Treatment, then Discharged	114	107	194
Mental: ER Treatment, then Admitted	102	67	98
Mental: Admitted without ER Services	157	96	237

IMPAIRED DRIVING

	2021	2020	2019
Alcohol Involved Fatal Crashes	0	0	1
Alcohol Involved Injury Crashes	4	2	1
Alcohol Involved Property Damage Crashes	2	2	2
Killed in Alcohol Involved Crashes	0	0	1
Injured in Alcohol Involved Crashes	4	5	2
Drug Involved Fatal Crashes	0	0	0
Drug Involved Injury Crashes	0	1	0
Drug Involved Property Damage Crashes	0	0	0
Killed in Drug Involved Crashes	0	0	0
Injured in Drug Involved Crashes	0	1	0

POLICE REPORTS ²

	2021	2020	2019
DUI Arrests, DWI Tracking System	12	13	12
Liquor Law Arrests	0	0	0
Drug Arrests	3	29	20
Violent Offenses	2	3	29
Domestic Violence Reports	11	11	31
Property Offenses	46	31	52

SCHOOL REPORTS

	2020-21	2019-20	2018-19
Enrollment Grades K-12	959	986	1,008
School Discipline Involving Alcohol	0	0	1
School Discipline Involving Drugs	0	0	0
School Discipline Involving Tobacco	0	0	0
Enrollment Grades 9-12	333	327	349
Dropouts	0	0	0

JUVENILE COURT REFERRALS

	2021	2020	2019
Child Abuse	0	2	0
Child Neglect	4	13	3
Child Custody Issues	0	0	0
Juvenile Violent Offenses	0	0	2
Juvenile Alcohol Offenses	0	0	0
Juvenile Drug Offenses	0	0	0
School Truancy	6	11	32
Absent from Home	0	0	0
Beyond Parental Control	0	0	1
Injurious Behavior	48	37	27

JUVENILE COURT PLACEMENTS ³

	2021	2020	2019
Total Out-of-Home Placements	5	15	3
Parental Alcohol Use Reported	0	0	0
Parental Drug Use Reported	0	4	0
Parental Alcohol and Drug Use Reported	0	2	0

CRIMINAL JUSTICE

	FY 2022	FY 2021	FY 2020
Drug Treatment Court Participants	20	24	21
Probation/Parole Admissions--Drug	17	29	19
Probation/Parole Admissions--DWI	0	1	1
Prison Admissions--Drug	8	8	4
Prison Admissions--DWI	0	0	0

DEMOGRAPHICS

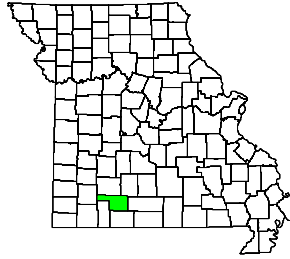
	2021	2020	2019
Population Estimate	7,356	7,380	7,426
Labor Force	3,743	3,781	3,727
Employed	3,620	3,628	3,614
Unemployed	123	153	113
Unemployment Rate	3.3%	4.0%	3.0%
Poverty Estimate, individuals of all ages	Unavailable	854	901
Poverty Estimate, children under age 18	Unavailable	244	272
Median Household Income	Unavailable	\$60,521	\$50,589

¹ Hospital counts for alcohol, drug, and mental disorders are based on ICD-10 diagnosis codes. Beginning with 2020 data, individuals are counted for each hospital encounter they have during the calendar year.

² In 2019 the National Incident Based Reporting System (NIPRS) replaced the Uniform Crime Reporting (UCR) system for Missouri crime and arrest reports. NIPRS data might not be fully comparable to the UCR.

³ DSS Children's Division reports do not encompass all reasons for removal but document adverse conditions present. Multiple conditions and factors are often considered when a child is placed out of the home. Only the parental substance use conditions are included in this profile.

CHRISTIAN COUNTY



BIRTHS AND DEATHS

	2021	2020	2019
Resident Births	1,072	982	1,092
Resident Deaths (total)	948	855	734
COVID-19 Deaths	134	82	
Suicide	15	14	22
Homicide	5	5	2
Alcohol Induced Deaths	18	16	15
Drug Induced Deaths	20	16	9
Smoking Attributable Deaths	110	111	113

HOSPITAL AND EMERGENCY ROOM ¹

Principal Disorder

	2020	2019	2018
Alcohol Use: ER Treatment, then Discharged	133	122	149
Alcohol Use: ER Treatment, then Admitted	124	73	129
Alcohol Use: Admitted without ER Services	6	6	8
Drug Use: ER Treatment, then Discharged	150	152	125
Drug Use: ER Treatment, then Admitted	21	14	29
Drug Use: Admitted without ER Services	11	9	12
Mental: ER Treatment, then Discharged	476	462	504
Mental: ER Treatment, then Admitted	445	294	493
Mental: Admitted without ER Services	217	121	254

Secondary Disorder

Alcohol Use: ER Treatment, then Discharged	89	75	53
Alcohol Use: ER Treatment, then Admitted	244	177	213
Alcohol Use: Admitted without ER Services	44	52	51
Drug Use: ER Treatment, then Discharged	159	109	123
Drug Use: ER Treatment, then Admitted	389	283	346
Drug Use: Admitted without ER Services	117	127	133
Mental: ER Treatment, then Discharged	1,503	663	607
Mental: ER Treatment, then Admitted	1,540	1,098	1,984
Mental: Admitted without ER Services	740	608	826

IMPAIRED DRIVING

	2021	2020	2019
Alcohol Involved Fatal Crashes	1	4	2
Alcohol Involved Injury Crashes	22	18	25
Alcohol Involved Property Damage Crashes	38	27	30
Killed in Alcohol Involved Crashes	2	5	2
Injured in Alcohol Involved Crashes	26	27	34
Drug Involved Fatal Crashes	1	0	0
Drug Involved Injury Crashes	4	6	3
Drug Involved Property Damage Crashes	12	16	11
Killed in Drug Involved Crashes	2	0	0
Injured in Drug Involved Crashes	4	9	4

POLICE REPORTS ²

	2021	2020	2019
DUI Arrests, DWI Tracking System	316	178	250
Liquor Law Arrests	5	10	36
Drug Arrests	63	412	500
Violent Offenses	24	87	159
Domestic Violence Reports	153	468	424
Property Offenses	217	577	948

SCHOOL REPORTS

	2020-21	2019-20	2018-19
Enrollment Grades K-12	15,031	15,134	15,084
School Discipline Involving Alcohol	7	0	11
School Discipline Involving Drugs	40	38	33
School Discipline Involving Tobacco	0	0	2
Enrollment Grades 9-12	4,614	4,508	4,417
Dropouts	49	26	42

JUVENILE COURT REFERRALS

	2021	2020	2019
Child Abuse	70	73	69
Child Neglect	183	200	134
Child Custody Issues	31	13	19
Juvenile Violent Offenses	105	86	108
Juvenile Alcohol Offenses	5	0	5
Juvenile Drug Offenses	33	39	46
School Truancy	8	16	11
Absent from Home	16	16	32
Beyond Parental Control	7	7	23
Injurious Behavior	315	353	458

JUVENILE COURT PLACEMENTS ³

	2021	2020	2019
Total Out-of-Home Placements	69	96	58
Parental Alcohol Use Reported	5	6	0
Parental Drug Use Reported	32	40	31
Parental Alcohol and Drug Use Reported	0	5	1

CRIMINAL JUSTICE

	FY 2022	FY 2021	FY 2020
Drug Treatment Court Participants	92	76	79
Probation/Parole Admissions--Drug	201	162	183
Probation/Parole Admissions--DWI	23	16	17
Prison Admissions--Drug	54	48	62
Prison Admissions--DWI	5	1	4

DEMOGRAPHICS

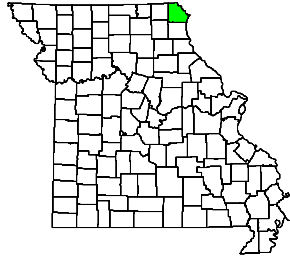
	2021	2020	2019
Population Estimate	91,499	89,224	88,595
Labor Force	46,547	45,241	44,998
Employed	45,043	43,008	43,771
Unemployed	1,504	2,233	1,227
Unemployment Rate	3.2%	4.9%	2.7%
Poverty Estimate, individuals of all ages	Unavailable	7,933	9,091
Poverty Estimate, children under age 18	Unavailable	2,508	2,783
Median Household Income	Unavailable	\$67,585	\$63,400

¹ Hospital counts for alcohol, drug, and mental disorders are based on ICD-10 diagnosis codes. Beginning with 2020 data, individuals are counted for each hospital encounter they have during the calendar year.

² In 2019 the National Incident Based Reporting System (NIPRS) replaced the Uniform Crime Reporting (UCR) system for Missouri crime and arrest reports. NIPRS data might not be fully comparable to the UCR.

³ DSS Children's Division reports do not encompass all reasons for removal but document adverse conditions present. Multiple conditions and factors are often considered when a child is placed out of the home. Only the parental substance use conditions are included in this profile.

CLARK COUNTY



BIRTHS AND DEATHS

	2021	2020	2019
Resident Births	76	87	75
Resident Deaths (total)	102	99	77
COVID-19 Deaths	12	17	
Suicide	1	0	0
Homicide	0	0	0
Alcohol Induced Deaths	1	0	1
Drug Induced Deaths	1	2	0
Smoking Attributable Deaths	17	14	11

HOSPITAL AND EMERGENCY ROOM ¹

Principal Disorder

	2020	2019	2018
Alcohol Use: ER Treatment, then Discharged	2	2	4
Alcohol Use: ER Treatment, then Admitted	0	0	1
Alcohol Use: Admitted without ER Services	2	3	2
Drug Use: ER Treatment, then Discharged	6	2	3
Drug Use: ER Treatment, then Admitted	1	0	0
Drug Use: Admitted without ER Services	2	0	1
Mental: ER Treatment, then Discharged	12	16	12
Mental: ER Treatment, then Admitted	10	6	6
Mental: Admitted without ER Services	27	12	21

Secondary Disorder

Alcohol Use: ER Treatment, then Discharged	3	1	3
Alcohol Use: ER Treatment, then Admitted	4	2	0
Alcohol Use: Admitted without ER Services	20	5	9
Drug Use: ER Treatment, then Discharged	9	6	3
Drug Use: ER Treatment, then Admitted	9	3	3
Drug Use: Admitted without ER Services	13	9	13
Mental: ER Treatment, then Discharged	100	44	26
Mental: ER Treatment, then Admitted	20	3	12
Mental: Admitted without ER Services	124	55	89

IMPAIRED DRIVING

	2021	2020	2019
Alcohol Involved Fatal Crashes	0	0	1
Alcohol Involved Injury Crashes	3	2	1
Alcohol Involved Property Damage Crashes	4	7	3
Killed in Alcohol Involved Crashes	0	0	1
Injured in Alcohol Involved Crashes	4	2	2
Drug Involved Fatal Crashes	0	0	0
Drug Involved Injury Crashes	1	0	1
Drug Involved Property Damage Crashes	1	0	0
Killed in Drug Involved Crashes	0	0	0
Injured in Drug Involved Crashes	2	0	1

POLICE REPORTS ²

	2021	2020	2019
DUI Arrests, DWI Tracking System	51	34	32
Liquor Law Arrests	1	0	1
Drug Arrests	27	17	36
Violent Offenses	4	13	7
Domestic Violence Reports	22	32	45
Property Offenses	94	86	104

SCHOOL REPORTS

	2020-21	2019-20	2018-19
Enrollment Grades K-12	1,015	1,004	979
School Discipline Involving Alcohol	0	0	0
School Discipline Involving Drugs	0	0	0
School Discipline Involving Tobacco	0	0	0
Enrollment Grades 9-12	301	280	279
Dropouts	0	0	0

JUVENILE COURT REFERRALS

	2021	2020	2019
Child Abuse	9	7	10
Child Neglect	27	31	65
Child Custody Issues	0	0	0
Juvenile Violent Offenses	7	1	4
Juvenile Alcohol Offenses	0	0	0
Juvenile Drug Offenses	1	0	0
School Truancy	28	22	16
Absent from Home	0	0	0
Beyond Parental Control	15	10	8
Injurious Behavior	52	28	53

JUVENILE COURT PLACEMENTS ³

	2021	2020	2019
Total Out-of-Home Placements	17	14	25
Parental Alcohol Use Reported	1	0	0
Parental Drug Use Reported	9	6	16
Parental Alcohol and Drug Use Reported	0	5	0

CRIMINAL JUSTICE

	FY 2022	FY 2021	FY 2020
Drug Treatment Court Participants	21	17	23
Probation/Parole Admissions--Drug	25	45	44
Probation/Parole Admissions--DWI	0	0	1
Prison Admissions--Drug	4	5	21
Prison Admissions--DWI	0	0	0

DEMOGRAPHICS

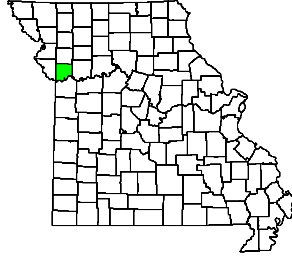
	2021	2020	2019
Population Estimate	6,736	6,632	6,797
Labor Force	3,127	3,169	3,205
Employed	2,982	2,979	3,091
Unemployed	145	190	114
Unemployment Rate	4.6%	6.0%	3.6%
Poverty Estimate, individuals of all ages	Unavailable	827	943
Poverty Estimate, children under age 18	Unavailable	301	329
Median Household Income	Unavailable	\$47,750	\$46,001

¹ Hospital counts for alcohol, drug, and mental disorders are based on ICD-10 diagnosis codes. Beginning with 2020 data, individuals are counted for each hospital encounter they have during the calendar year.

² In 2019 the National Incident Based Reporting System (NIPRS) replaced the Uniform Crime Reporting (UCR) system for Missouri crime and arrest reports. NIPRS data might not be fully comparable to the UCR.

³ DSS Children's Division reports do not encompass all reasons for removal but document adverse conditions present. Multiple conditions and factors are often considered when a child is placed out of the home. Only the parental substance use conditions are included in this profile.

CLAY COUNTY



BIRTHS AND DEATHS

	2021	2020	2019
Resident Births	2,948	3,000	3,096
Resident Deaths (total)	2,245	2,217	1,898
COVID-19 Deaths	266	210	
Suicide	45	48	57
Homicide	13	17	15
Alcohol Induced Deaths	37	28	23
Drug Induced Deaths	54	52	43
Smoking Attributable Deaths	268	296	277

HOSPITAL AND EMERGENCY ROOM ¹

Principal Disorder

	2020	2019	2018
Alcohol Use: ER Treatment, then Discharged	844	597	714
Alcohol Use: ER Treatment, then Admitted	61	34	166
Alcohol Use: Admitted without ER Services	357	209	212
Drug Use: ER Treatment, then Discharged	446	393	363
Drug Use: ER Treatment, then Admitted	10	15	47
Drug Use: Admitted without ER Services	94	108	104
Mental: ER Treatment, then Discharged	2,500	1,696	1,889
Mental: ER Treatment, then Admitted	30	38	203
Mental: Admitted without ER Services	2,354	1,656	2,467

Secondary Disorder

Alcohol Use: ER Treatment, then Discharged	663	474	543
Alcohol Use: ER Treatment, then Admitted	176	130	479
Alcohol Use: Admitted without ER Services	1,227	935	851
Drug Use: ER Treatment, then Discharged	1,077	904	948
Drug Use: ER Treatment, then Admitted	195	140	648
Drug Use: Admitted without ER Services	1,974	1,532	1,264
Mental: ER Treatment, then Discharged	3,283	2,980	4,566
Mental: ER Treatment, then Admitted	1,221	779	3,967
Mental: Admitted without ER Services	6,394	4,726	5,136

IMPAIRED DRIVING

	2021	2020	2019
Alcohol Involved Fatal Crashes	3	1	3
Alcohol Involved Injury Crashes	52	82	50
Alcohol Involved Property Damage Crashes	151	116	108
Killed in Alcohol Involved Crashes	3	1	3
Injured in Alcohol Involved Crashes	68	100	76
Drug Involved Fatal Crashes	1	1	1
Drug Involved Injury Crashes	12	22	18
Drug Involved Property Damage Crashes	22	20	19
Killed in Drug Involved Crashes	1	1	1
Injured in Drug Involved Crashes	16	29	22

POLICE REPORTS ²

	2021	2020	2019
DUI Arrests, DWI Tracking System	872	794	836
Liquor Law Arrests	38	18	82
Drug Arrests	518	683	1,098
Violent Offenses	252	350	267
Domestic Violence Reports	580	727	1,214
Property Offenses	1,817	2,438	2,329

SCHOOL REPORTS

	2020-21	2019-20	2018-19
Enrollment Grades K-12	41,433	41,732	41,390
School Discipline Involving Alcohol	0	15	6
School Discipline Involving Drugs	35	119	161
School Discipline Involving Tobacco	0	14	27
Enrollment Grades 9-12	13,302	12,936	12,780
Dropouts	56	79	61

JUVENILE COURT REFERRALS

	2021	2020	2019
Child Abuse	5	18	8
Child Neglect	340	213	272
Child Custody Issues	17	13	14
Juvenile Violent Offenses	118	109	136
Juvenile Alcohol Offenses	15	7	7
Juvenile Drug Offenses	29	30	75
School Truancy	7	7	14
Absent from Home	20	15	9
Beyond Parental Control	5	7	11
Injurious Behavior	2	5	0

JUVENILE COURT PLACEMENTS ³

	2021	2020	2019
Total Out-of-Home Placements	75	67	53
Parental Alcohol Use Reported	15	1	5
Parental Drug Use Reported	36	21	26
Parental Alcohol and Drug Use Reported	3	2	4

CRIMINAL JUSTICE

	FY 2022	FY 2021	FY 2020
Drug Treatment Court Participants	71	75	75
Probation/Parole Admissions--Drug	229	270	304
Probation/Parole Admissions--DWI	49	60	53
Prison Admissions--Drug	81	84	127
Prison Admissions--DWI	16	18	18

DEMOGRAPHICS

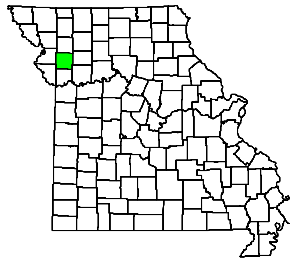
	2021	2020	2019
Population Estimate	255,518	253,923	249,948
Labor Force	138,370	136,568	136,610
Employed	131,555	128,194	132,701
Unemployed	6,815	8,374	3,909
Unemployment Rate	4.9%	6.1%	2.9%
Poverty Estimate, individuals of all ages	Unavailable	19,299	22,470
Poverty Estimate, children under age 18	Unavailable	5,237	7,317
Median Household Income	Unavailable	\$74,950	\$70,705

¹ Hospital counts for alcohol, drug, and mental disorders are based on ICD-10 diagnosis codes. Beginning with 2020 data, individuals are counted for each hospital encounter they have during the calendar year.

² In 2019 the National Incident Based Reporting System (NIPRS) replaced the Uniform Crime Reporting (UCR) system for Missouri crime and arrest reports. NIPRS data might not be fully comparable to the UCR.

³ DSS Children's Division reports do not encompass all reasons for removal but document adverse conditions present. Multiple conditions and factors are often considered when a child is placed out of the home. Only the parental substance use conditions are included in this profile.

CLINTON COUNTY



BIRTHS AND DEATHS

	2021	2020	2019
Resident Births	231	238	235
Resident Deaths (total)	246	313	231
COVID-19 Deaths	26	43	
Suicide	2	5	3
Homicide	1	1	1
Alcohol Induced Deaths	1	5	5
Drug Induced Deaths	6	2	1
Smoking Attributable Deaths	39	39	46

HOSPITAL AND EMERGENCY ROOM ¹

Principal Disorder

	2020	2019	2018
Alcohol Use: ER Treatment, then Discharged	41	29	29
Alcohol Use: ER Treatment, then Admitted	9	10	9
Alcohol Use: Admitted without ER Services	26	7	10
Drug Use: ER Treatment, then Discharged	22	23	17
Drug Use: ER Treatment, then Admitted	4	5	3
Drug Use: Admitted without ER Services	6	6	1
Mental: ER Treatment, then Discharged	143	100	154
Mental: ER Treatment, then Admitted	23	25	57
Mental: Admitted without ER Services	95	88	150

Secondary Disorder

Alcohol Use: ER Treatment, then Discharged	35	35	28
Alcohol Use: ER Treatment, then Admitted	55	48	49
Alcohol Use: Admitted without ER Services	54	30	67
Drug Use: ER Treatment, then Discharged	59	37	65
Drug Use: ER Treatment, then Admitted	30	29	50
Drug Use: Admitted without ER Services	62	58	49
Mental: ER Treatment, then Discharged	214	192	307
Mental: ER Treatment, then Admitted	292	212	452
Mental: Admitted without ER Services	324	267	401

IMPAIRED DRIVING

	2021	2020	2019
Alcohol Involved Fatal Crashes	3	0	1
Alcohol Involved Injury Crashes	6	9	9
Alcohol Involved Property Damage Crashes	11	7	8
Killed in Alcohol Involved Crashes	3	0	1
Injured in Alcohol Involved Crashes	9	21	10
Drug Involved Fatal Crashes	1	0	0
Drug Involved Injury Crashes	3	4	4
Drug Involved Property Damage Crashes	4	2	3
Killed in Drug Involved Crashes	1	0	0
Injured in Drug Involved Crashes	3	5	4

POLICE REPORTS ²

	2021	2020	2019
DUI Arrests, DWI Tracking System	90	88	61
Liquor Law Arrests	2	1	3
Drug Arrests	26	29	108
Violent Offenses	44	47	53
Domestic Violence Reports	198	247	242
Property Offenses	227	221	261

SCHOOL REPORTS

	2020-21	2019-20	2018-19
Enrollment Grades K-12	3,084	3,169	3,206
School Discipline Involving Alcohol	0	4	0
School Discipline Involving Drugs	5	1	3
School Discipline Involving Tobacco	0	0	0
Enrollment Grades 9-12	1,022	1,021	1,055
Dropouts	7	0	5

JUVENILE COURT REFERRALS

	2021	2020	2019
Child Abuse	16	3	13
Child Neglect	23	31	15
Child Custody Issues	0	0	0
Juvenile Violent Offenses	5	10	10
Juvenile Alcohol Offenses	2	1	0
Juvenile Drug Offenses	0	1	1
School Truancy	18	28	24
Absent from Home	2	2	0
Beyond Parental Control	3	10	6
Injurious Behavior	6	10	26

JUVENILE COURT PLACEMENTS ³

	2021	2020	2019
Total Out-of-Home Placements	23	16	23
Parental Alcohol Use Reported	2	2	0
Parental Drug Use Reported	14	11	8
Parental Alcohol and Drug Use Reported	2	0	0

CRIMINAL JUSTICE

	FY 2022	FY 2021	FY 2020
Drug Treatment Court Participants	0	0	0
Probation/Parole Admissions--Drug	36	51	57
Probation/Parole Admissions--DWI	5	6	2
Prison Admissions--Drug	35	30	26
Prison Admissions--DWI	7	5	2

DEMOGRAPHICS

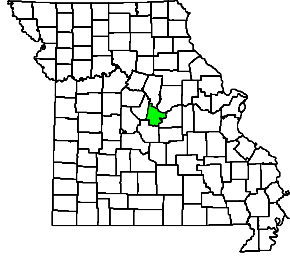
	2021	2020	2019
Population Estimate	21,287	21,204	20,387
Labor Force	10,660	10,564	10,738
Employed	10,096	9,936	10,414
Unemployed	564	628	324
Unemployment Rate	5.3%	5.9%	3.0%
Poverty Estimate, individuals of all ages	Unavailable	1,902	1,968
Poverty Estimate, children under age 18	Unavailable	533	605
Median Household Income	Unavailable	\$66,492	\$64,541

¹ Hospital counts for alcohol, drug, and mental disorders are based on ICD-10 diagnosis codes. Beginning with 2020 data, individuals are counted for each hospital encounter they have during the calendar year.

² In 2019 the National Incident Based Reporting System (NIPRS) replaced the Uniform Crime Reporting (UCR) system for Missouri crime and arrest reports. NIPRS data might not be fully comparable to the UCR.

³ DSS Children's Division reports do not encompass all reasons for removal but document adverse conditions present. Multiple conditions and factors are often considered when a child is placed out of the home. Only the parental substance use conditions are included in this profile.

COLE COUNTY



BIRTHS AND DEATHS

	2021	2020	2019
Resident Births	838	820	819
Resident Deaths (total)	779	882	716
COVID-19 Deaths	88	125	
Suicide	14	8	10
Homicide	1	6	5
Alcohol Induced Deaths	4	9	4
Drug Induced Deaths	16	15	10
Smoking Attributable Deaths	102	120	115

HOSPITAL AND EMERGENCY ROOM ¹

Principal Disorder

	2020	2019	2018
Alcohol Use: ER Treatment, then Discharged	183	152	180
Alcohol Use: ER Treatment, then Admitted	63	49	70
Alcohol Use: Admitted without ER Services	21	18	20
Drug Use: ER Treatment, then Discharged	138	138	135
Drug Use: ER Treatment, then Admitted	31	28	52
Drug Use: Admitted without ER Services	19	12	38
Mental: ER Treatment, then Discharged	787	669	801
Mental: ER Treatment, then Admitted	515	318	570
Mental: Admitted without ER Services	408	198	416

Secondary Disorder

Alcohol Use: ER Treatment, then Discharged	212	206	230
Alcohol Use: ER Treatment, then Admitted	240	183	254
Alcohol Use: Admitted without ER Services	88	85	107
Drug Use: ER Treatment, then Discharged	316	271	356
Drug Use: ER Treatment, then Admitted	339	252	423
Drug Use: Admitted without ER Services	166	146	172
Mental: ER Treatment, then Discharged	2,873	2,183	4,750
Mental: ER Treatment, then Admitted	1,379	765	1,811
Mental: Admitted without ER Services	786	526	1,035

IMPAIRED DRIVING

	2021	2020	2019
Alcohol Involved Fatal Crashes	1	0	0
Alcohol Involved Injury Crashes	18	22	21
Alcohol Involved Property Damage Crashes	41	36	62
Killed in Alcohol Involved Crashes	1	0	0
Injured in Alcohol Involved Crashes	23	26	27
Drug Involved Fatal Crashes	0	0	1
Drug Involved Injury Crashes	4	11	6
Drug Involved Property Damage Crashes	12	14	8
Killed in Drug Involved Crashes	0	0	3
Injured in Drug Involved Crashes	4	15	13

POLICE REPORTS ²

	2021	2020	2019
DUI Arrests, DWI Tracking System	248	283	291
Liquor Law Arrests	26	153	268
Drug Arrests	534	510	1,048
Violent Offenses	165	174	161
Domestic Violence Reports	299	512	891
Property Offenses	992	1,485	1,775

SCHOOL REPORTS

	2020-21	2019-20	2018-19
Enrollment Grades K-12	11,040	11,245	11,235
School Discipline Involving Alcohol	0	1	4
School Discipline Involving Drugs	38	27	30
School Discipline Involving Tobacco	0	0	4
Enrollment Grades 9-12	3,482	3,432	3,366
Dropouts	127	73	128

JUVENILE COURT REFERRALS

	2021	2020	2019
Child Abuse	59	121	177
Child Neglect	208	87	94
Child Custody Issues	0	0	0
Juvenile Violent Offenses	68	69	67
Juvenile Alcohol Offenses	8	6	5
Juvenile Drug Offenses	16	13	15
School Truancy	3	13	23
Absent from Home	36	16	58
Beyond Parental Control	58	47	33
Injurious Behavior	74	73	51

JUVENILE COURT PLACEMENTS ³

	2021	2020	2019
Total Out-of-Home Placements	73	77	88
Parental Alcohol Use Reported	4	0	0
Parental Drug Use Reported	39	34	35
Parental Alcohol and Drug Use Reported	0	0	1

CRIMINAL JUSTICE

	FY 2022	FY 2021	FY 2020
Drug Treatment Court Participants	125	117	137
Probation/Parole Admissions--Drug	197	115	126
Probation/Parole Admissions--DWI	23	22	22
Prison Admissions--Drug	32	34	35
Prison Admissions--DWI	4	1	7

DEMOGRAPHICS

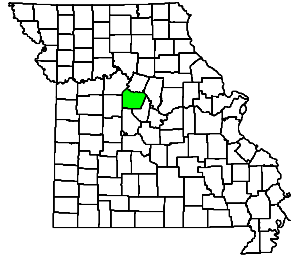
	2021	2020	2019
Population Estimate	77,205	77,198	76,745
Labor Force	38,648	39,151	39,051
Employed	37,445	37,432	38,037
Unemployed	1,203	1,719	1,014
Unemployment Rate	3.1%	4.4%	2.6%
Poverty Estimate, individuals of all ages	Unavailable	6,649	7,628
Poverty Estimate, children under age 18	Unavailable	1,793	2,278
Median Household Income	Unavailable	\$63,486	\$61,847

¹ Hospital counts for alcohol, drug, and mental disorders are based on ICD-10 diagnosis codes. Beginning with 2020 data, individuals are counted for each hospital encounter they have during the calendar year.

² In 2019 the National Incident Based Reporting System (NIPRS) replaced the Uniform Crime Reporting (UCR) system for Missouri crime and arrest reports. NIPRS data might not be fully comparable to the UCR.

³ DSS Children's Division reports do not encompass all reasons for removal but document adverse conditions present. Multiple conditions and factors are often considered when a child is placed out of the home. Only the parental substance use conditions are included in this profile.

COOPER COUNTY



BIRTHS AND DEATHS

	2021	2020	2019
Resident Births	194	174	201
Resident Deaths (total)	227	203	185
COVID-19 Deaths	36	18	
Suicide	1	2	2
Homicide	0	1	1
Alcohol Induced Deaths	0	1	4
Drug Induced Deaths	1	1	1
Smoking Attributable Deaths	33	28	31

HOSPITAL AND EMERGENCY ROOM ¹

Principal Disorder

	2020	2019	2018
Alcohol Use: ER Treatment, then Discharged	28	28	21
Alcohol Use: ER Treatment, then Admitted	7	9	23
Alcohol Use: Admitted without ER Services	3	6	5
Drug Use: ER Treatment, then Discharged	13	14	20
Drug Use: ER Treatment, then Admitted	6	2	12
Drug Use: Admitted without ER Services	3	1	5
Mental: ER Treatment, then Discharged	98	125	154
Mental: ER Treatment, then Admitted	75	45	94
Mental: Admitted without ER Services	79	46	51

Secondary Disorder

Alcohol Use: ER Treatment, then Discharged	50	29	35
Alcohol Use: ER Treatment, then Admitted	75	34	49
Alcohol Use: Admitted without ER Services	20	18	22
Drug Use: ER Treatment, then Discharged	36	44	34
Drug Use: ER Treatment, then Admitted	55	32	61
Drug Use: Admitted without ER Services	25	35	27
Mental: ER Treatment, then Discharged	361	263	449
Mental: ER Treatment, then Admitted	436	163	360
Mental: Admitted without ER Services	221	224	342

IMPAIRED DRIVING

	2021	2020	2019
Alcohol Involved Fatal Crashes	0	1	1
Alcohol Involved Injury Crashes	7	5	7
Alcohol Involved Property Damage Crashes	12	13	10
Killed in Alcohol Involved Crashes	0	1	1
Injured in Alcohol Involved Crashes	7	11	7
Drug Involved Fatal Crashes	0	0	0
Drug Involved Injury Crashes	1	1	5
Drug Involved Property Damage Crashes	4	3	6
Killed in Drug Involved Crashes	0	0	0
Injured in Drug Involved Crashes	1	1	6

POLICE REPORTS ²

	2021	2020	2019
DUI Arrests, DWI Tracking System	85	72	67
Liquor Law Arrests	4	1	3
Drug Arrests	72	107	126
Violent Offenses	35	30	20
Domestic Violence Reports	66	81	137
Property Offenses	232	201	235

SCHOOL REPORTS

	2020-21	2019-20	2018-19
Enrollment Grades K-12	2,270	2,321	2,381
School Discipline Involving Alcohol	0	0	0
School Discipline Involving Drugs	0	10	8
School Discipline Involving Tobacco	0	3	2
Enrollment Grades 9-12	791	800	838
Dropouts	0	0	0

JUVENILE COURT REFERRALS

	2021	2020	2019
Child Abuse	9	2	6
Child Neglect	11	4	13
Child Custody Issues	5	10	0
Juvenile Violent Offenses	32	25	29
Juvenile Alcohol Offenses	1	5	2
Juvenile Drug Offenses	3	8	3
School Truancy	1	7	16
Absent from Home	9	13	6
Beyond Parental Control	25	18	28
Injurious Behavior	33	32	42

JUVENILE COURT PLACEMENTS ³

	2021	2020	2019
Total Out-of-Home Placements	8	10	8
Parental Alcohol Use Reported	1	0	0
Parental Drug Use Reported	3	0	0
Parental Alcohol and Drug Use Reported	0	0	0

CRIMINAL JUSTICE

	FY 2022	FY 2021	FY 2020
Drug Treatment Court Participants	17	8	6
Probation/Parole Admissions--Drug	103	68	89
Probation/Parole Admissions--DWI	13	4	5
Prison Admissions--Drug	43	38	32
Prison Admissions--DWI	3	2	1

DEMOGRAPHICS

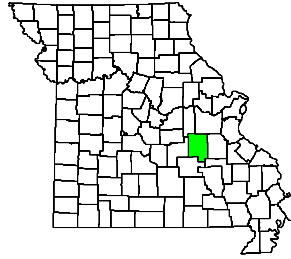
	2021	2020	2019
Population Estimate	17,115	17,089	17,709
Labor Force	7,080	7,219	7,481
Employed	6,824	6,818	7,205
Unemployed	256	401	276
Unemployment Rate	3.6%	5.6%	3.7%
Poverty Estimate, individuals of all ages	Unavailable	2,189	1,896
Poverty Estimate, children under age 18	Unavailable	653	609
Median Household Income	Unavailable	\$51,221	\$56,957

¹ Hospital counts for alcohol, drug, and mental disorders are based on ICD-10 diagnosis codes. Beginning with 2020 data, individuals are counted for each hospital encounter they have during the calendar year.

² In 2019 the National Incident Based Reporting System (NIPRS) replaced the Uniform Crime Reporting (UCR) system for Missouri crime and arrest reports. NIPRS data might not be fully comparable to the UCR.

³ DSS Children's Division reports do not encompass all reasons for removal but document adverse conditions present. Multiple conditions and factors are often considered when a child is placed out of the home. Only the parental substance use conditions are included in this profile.

CRAWFORD COUNTY



BIRTHS AND DEATHS

	2021	2020	2019
Resident Births	240	226	256
Resident Deaths (total)	387	361	322
COVID-19 Deaths	55	27	
Suicide	7	3	6
Homicide	5	6	5
Alcohol Induced Deaths	6	1	2
Drug Induced Deaths	23	7	12
Smoking Attributable Deaths	55	61	57

HOSPITAL AND EMERGENCY ROOM ¹

Principal Disorder

	2020	2019	2018
Alcohol Use: ER Treatment, then Discharged	55	48	79
Alcohol Use: ER Treatment, then Admitted	8	9	22
Alcohol Use: Admitted without ER Services	13	16	32
Drug Use: ER Treatment, then Discharged	67	85	88
Drug Use: ER Treatment, then Admitted	8	9	8
Drug Use: Admitted without ER Services	29	22	19
Mental: ER Treatment, then Discharged	189	195	248
Mental: ER Treatment, then Admitted	103	110	135
Mental: Admitted without ER Services	149	119	201

Secondary Disorder

Alcohol Use: ER Treatment, then Discharged	80	76	95
Alcohol Use: ER Treatment, then Admitted	77	66	102
Alcohol Use: Admitted without ER Services	78	72	87
Drug Use: ER Treatment, then Discharged	192	177	161
Drug Use: ER Treatment, then Admitted	116	121	122
Drug Use: Admitted without ER Services	147	119	138
Mental: ER Treatment, then Discharged	1,169	924	1,955
Mental: ER Treatment, then Admitted	306	228	458
Mental: Admitted without ER Services	705	374	758

IMPAIRED DRIVING

	2021	2020	2019
Alcohol Involved Fatal Crashes	3	2	3
Alcohol Involved Injury Crashes	10	13	12
Alcohol Involved Property Damage Crashes	18	24	14
Killed in Alcohol Involved Crashes	3	2	3
Injured in Alcohol Involved Crashes	13	19	17
Drug Involved Fatal Crashes	0	0	1
Drug Involved Injury Crashes	6	4	5
Drug Involved Property Damage Crashes	2	8	6
Killed in Drug Involved Crashes	0	0	1
Injured in Drug Involved Crashes	6	4	6

POLICE REPORTS ²

	2021	2020	2019
DUI Arrests, DWI Tracking System	113	157	160
Liquor Law Arrests	1	1	17
Drug Arrests	156	311	317
Violent Offenses	91	74	74
Domestic Violence Reports	205	271	284
Property Offenses	727	866	935

SCHOOL REPORTS

	2020-21	2019-20	2018-19
Enrollment Grades K-12	3,111	3,209	3,185
School Discipline Involving Alcohol	0	6	4
School Discipline Involving Drugs	14	5	2
School Discipline Involving Tobacco	0	0	0
Enrollment Grades 9-12	986	958	940
Dropouts	6	5	0

JUVENILE COURT REFERRALS

	2021	2020	2019
Child Abuse	2	3	16
Child Neglect	54	83	59
Child Custody Issues	0	0	0
Juvenile Violent Offenses	15	13	13
Juvenile Alcohol Offenses	5	2	7
Juvenile Drug Offenses	5	5	8
School Truancy	6	7	11
Absent from Home	10	11	16
Beyond Parental Control	7	9	9
Injurious Behavior	17	34	28

JUVENILE COURT PLACEMENTS ³

	2021	2020	2019
Total Out-of-Home Placements	67	94	93
Parental Alcohol Use Reported	3	2	6
Parental Drug Use Reported	38	50	38
Parental Alcohol and Drug Use Reported	2	2	5

CRIMINAL JUSTICE

	FY 2022	FY 2021	FY 2020
Drug Treatment Court Participants	30	38	46
Probation/Parole Admissions--Drug	147	147	140
Probation/Parole Admissions--DWI	11	8	5
Prison Admissions--Drug	68	63	55
Prison Admissions--DWI	2	4	3

DEMOGRAPHICS

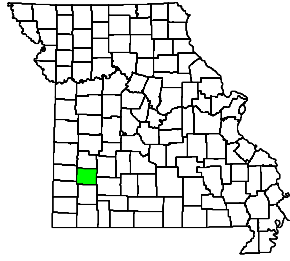
	2021	2020	2019
Population Estimate	22,807	23,026	23,920
Labor Force	10,913	10,852	10,980
Employed	10,418	10,157	10,566
Unemployed	495	695	414
Unemployment Rate	4.5%	6.4%	3.8%
Poverty Estimate, individuals of all ages	Unavailable	3,805	3,656
Poverty Estimate, children under age 18	Unavailable	1,171	1,209
Median Household Income	Unavailable	\$43,785	\$48,315

¹ Hospital counts for alcohol, drug, and mental disorders are based on ICD-10 diagnosis codes. Beginning with 2020 data, individuals are counted for each hospital encounter they have during the calendar year.

² In 2019 the National Incident Based Reporting System (NIPRS) replaced the Uniform Crime Reporting (UCR) system for Missouri crime and arrest reports. NIPRS data might not be fully comparable to the UCR.

³ DSS Children's Division reports do not encompass all reasons for removal but document adverse conditions present. Multiple conditions and factors are often considered when a child is placed out of the home. Only the parental substance use conditions are included in this profile.

DADE COUNTY



BIRTHS AND DEATHS

	2021	2020	2019
Resident Births	57	78	69
Resident Deaths (total)	119	135	116
COVID-19 Deaths	10	28	
Suicide	1	1	0
Homicide	0	1	0
Alcohol Induced Deaths	1	1	2
Drug Induced Deaths	0	1	2
Smoking Attributable Deaths	21	15	18

HOSPITAL AND EMERGENCY ROOM ¹

Principal Disorder

	2020	2019	2018
Alcohol Use: ER Treatment, then Discharged	9	7	19
Alcohol Use: ER Treatment, then Admitted	11	9	4
Alcohol Use: Admitted without ER Services	0	1	4
Drug Use: ER Treatment, then Discharged	26	13	14
Drug Use: ER Treatment, then Admitted	8	0	3
Drug Use: Admitted without ER Services	0	0	2
Mental: ER Treatment, then Discharged	32	35	42
Mental: ER Treatment, then Admitted	37	17	35
Mental: Admitted without ER Services	30	17	37

Secondary Disorder

Alcohol Use: ER Treatment, then Discharged	10	9	15
Alcohol Use: ER Treatment, then Admitted	23	10	16
Alcohol Use: Admitted without ER Services	9	13	10
Drug Use: ER Treatment, then Discharged	19	21	16
Drug Use: ER Treatment, then Admitted	32	22	33
Drug Use: Admitted without ER Services	16	12	14
Mental: ER Treatment, then Discharged	205	118	140
Mental: ER Treatment, then Admitted	135	89	160
Mental: Admitted without ER Services	86	77	85

IMPAIRED DRIVING

	2021	2020	2019
Alcohol Involved Fatal Crashes	0	0	0
Alcohol Involved Injury Crashes	3	1	1
Alcohol Involved Property Damage Crashes	3	2	2
Killed in Alcohol Involved Crashes	0	0	0
Injured in Alcohol Involved Crashes	3	1	1
Drug Involved Fatal Crashes	0	0	0
Drug Involved Injury Crashes	1	1	0
Drug Involved Property Damage Crashes	0	0	1
Killed in Drug Involved Crashes	0	0	0
Injured in Drug Involved Crashes	1	1	0

POLICE REPORTS ²

	2021	2020	2019
DUI Arrests, DWI Tracking System	12	10	12
Liquor Law Arrests	0	0	0
Drug Arrests	9	9	96
Violent Offenses	93	27	50
Domestic Violence Reports	57	13	45
Property Offenses	123	63	87

SCHOOL REPORTS

	2020-21	2019-20	2018-19
Enrollment Grades K-12	980	1,002	1,021
School Discipline Involving Alcohol	0	0	0
School Discipline Involving Drugs	0	0	0
School Discipline Involving Tobacco	0	0	0
Enrollment Grades 9-12	321	311	321
Dropouts	0	0	0

JUVENILE COURT REFERRALS

	2021	2020	2019
Child Abuse	5	11	0
Child Neglect	11	9	18
Child Custody Issues	0	0	0
Juvenile Violent Offenses	2	3	9
Juvenile Alcohol Offenses	0	2	1
Juvenile Drug Offenses	1	1	0
School Truancy	4	11	8
Absent from Home	0	2	7
Beyond Parental Control	1	2	3
Injurious Behavior	3	3	3

JUVENILE COURT PLACEMENTS ³

	2021	2020	2019
Total Out-of-Home Placements	1	6	3
Parental Alcohol Use Reported	0	0	0
Parental Drug Use Reported	0	1	1
Parental Alcohol and Drug Use Reported	0	3	0

CRIMINAL JUSTICE

	FY 2022	FY 2021	FY 2020
Drug Treatment Court Participants	9	8	10
Probation/Parole Admissions--Drug	20	24	25
Probation/Parole Admissions--DWI	1	0	0
Prison Admissions--Drug	5	10	6
Prison Admissions--DWI	0	0	0

DEMOGRAPHICS

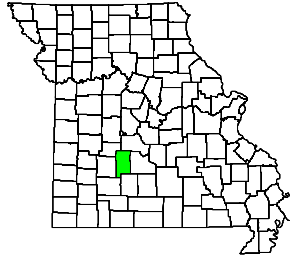
	2021	2020	2019
Population Estimate	7,599	7,586	7,561
Labor Force	3,544	3,560	3,545
Employed	3,427	3,405	3,434
Unemployed	117	155	111
Unemployment Rate	3.3%	4.4%	3.1%
Poverty Estimate, individuals of all ages	Unavailable	1,043	1,180
Poverty Estimate, children under age 18	Unavailable	348	350
Median Household Income	Unavailable	\$46,535	\$42,421

¹ Hospital counts for alcohol, drug, and mental disorders are based on ICD-10 diagnosis codes. Beginning with 2020 data, individuals are counted for each hospital encounter they have during the calendar year.

² In 2019 the National Incident Based Reporting System (NIPRS) replaced the Uniform Crime Reporting (UCR) system for Missouri crime and arrest reports. NIPRS data might not be fully comparable to the UCR.

³ DSS Children's Division reports do not encompass all reasons for removal but document adverse conditions present. Multiple conditions and factors are often considered when a child is placed out of the home. Only the parental substance use conditions are included in this profile.

DALLAS COUNTY



BIRTHS AND DEATHS

	2021	2020	2019
Resident Births	221	215	219
Resident Deaths (total)	302	305	214
COVID-19 Deaths	31	27	
Suicide	5	2	4
Homicide	0	1	1
Alcohol Induced Deaths	1	0	1
Drug Induced Deaths	2	2	3
Smoking Attributable Deaths	50	41	38

HOSPITAL AND EMERGENCY ROOM ¹

Principal Disorder

	2020	2019	2018
Alcohol Use: ER Treatment, then Discharged	36	39	51
Alcohol Use: ER Treatment, then Admitted	10	11	31
Alcohol Use: Admitted without ER Services	9	11	9
Drug Use: ER Treatment, then Discharged	26	26	39
Drug Use: ER Treatment, then Admitted	4	4	5
Drug Use: Admitted without ER Services	8	6	4
Mental: ER Treatment, then Discharged	130	146	160
Mental: ER Treatment, then Admitted	49	44	80
Mental: Admitted without ER Services	93	63	112

Secondary Disorder

Alcohol Use: ER Treatment, then Discharged	65	40	33
Alcohol Use: ER Treatment, then Admitted	35	42	36
Alcohol Use: Admitted without ER Services	49	38	31
Drug Use: ER Treatment, then Discharged	55	65	94
Drug Use: ER Treatment, then Admitted	36	52	60
Drug Use: Admitted without ER Services	63	62	38
Mental: ER Treatment, then Discharged	805	540	860
Mental: ER Treatment, then Admitted	236	185	489
Mental: Admitted without ER Services	281	168	260

IMPAIRED DRIVING

	2021	2020	2019
Alcohol Involved Fatal Crashes	2	1	0
Alcohol Involved Injury Crashes	4	4	3
Alcohol Involved Property Damage Crashes	9	9	4
Killed in Alcohol Involved Crashes	2	1	0
Injured in Alcohol Involved Crashes	8	4	5
Drug Involved Fatal Crashes	1	2	0
Drug Involved Injury Crashes	0	1	2
Drug Involved Property Damage Crashes	0	1	0
Killed in Drug Involved Crashes	1	2	0
Injured in Drug Involved Crashes	1	3	4

POLICE REPORTS ²

	2021	2020	2019
DUI Arrests, DWI Tracking System	19	24	29
Liquor Law Arrests	0	0	1
Drug Arrests	6	25	20
Violent Offenses	17	7	8
Domestic Violence Reports	54	93	93
Property Offenses	79	78	116

SCHOOL REPORTS

	2020-21	2019-20	2018-19
Enrollment Grades K-12	1,613	1,678	1,681
School Discipline Involving Alcohol	0	1	4
School Discipline Involving Drugs	0	6	5
School Discipline Involving Tobacco	0	0	0
Enrollment Grades 9-12	508	507	502
Dropouts	0	0	0

JUVENILE COURT REFERRALS

	2021	2020	2019
Child Abuse	10	15	10
Child Neglect	51	36	42
Child Custody Issues	4	1	14
Juvenile Violent Offenses	10	10	12
Juvenile Alcohol Offenses	0	0	3
Juvenile Drug Offenses	4	1	3
School Truancy	0	3	1
Absent from Home	4	8	4
Beyond Parental Control	6	16	14
Injurious Behavior	3	1	5

JUVENILE COURT PLACEMENTS ³

	2021	2020	2019
Total Out-of-Home Placements	32	26	22
Parental Alcohol Use Reported	0	0	0
Parental Drug Use Reported	14	16	17
Parental Alcohol and Drug Use Reported	0	0	0

CRIMINAL JUSTICE

	FY 2022	FY 2021	FY 2020
Drug Treatment Court Participants	0	0	0
Probation/Parole Admissions--Drug	38	31	38
Probation/Parole Admissions--DWI	3	3	5
Prison Admissions--Drug	28	19	21
Prison Admissions--DWI	0	0	2

DEMOGRAPHICS

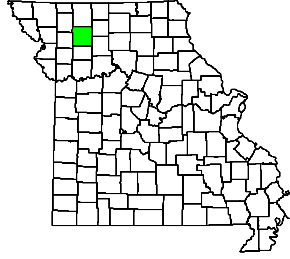
	2021	2020	2019
Population Estimate	17,341	17,099	16,878
Labor Force	7,177	7,034	7,081
Employed	6,865	6,620	6,762
Unemployed	312	414	319
Unemployment Rate	4.3%	5.9%	4.5%
Poverty Estimate, individuals of all ages	Unavailable	4,092	2,954
Poverty Estimate, children under age 18	Unavailable	1,430	1,097
Median Household Income	Unavailable	\$43,482	\$42,389

¹ Hospital counts for alcohol, drug, and mental disorders are based on ICD-10 diagnosis codes. Beginning with 2020 data, individuals are counted for each hospital encounter they have during the calendar year.

² In 2019 the National Incident Based Reporting System (NIPRS) replaced the Uniform Crime Reporting (UCR) system for Missouri crime and arrest reports. NIPRS data might not be fully comparable to the UCR.

³ DSS Children's Division reports do not encompass all reasons for removal but document adverse conditions present. Multiple conditions and factors are often considered when a child is placed out of the home. Only the parental substance use conditions are included in this profile.

DAVISS COUNTY



BIRTHS AND DEATHS

	2021	2020	2019
Resident Births	104	121	119
Resident Deaths (total)	107	112	84
COVID-19 Deaths	11	14	
Suicide	2	2	4
Homicide	0	0	0
Alcohol Induced Deaths	0	0	0
Drug Induced Deaths	0	1	0
Smoking Attributable Deaths	21	19	9

HOSPITAL AND EMERGENCY ROOM ¹

Principal Disorder

	2020	2019	2018
Alcohol Use: ER Treatment, then Discharged	2	9	10
Alcohol Use: ER Treatment, then Admitted	1	1	1
Alcohol Use: Admitted without ER Services	2	0	0
Drug Use: ER Treatment, then Discharged	5	8	5
Drug Use: ER Treatment, then Admitted	2	3	2
Drug Use: Admitted without ER Services	2	1	1
Mental: ER Treatment, then Discharged	54	53	49
Mental: ER Treatment, then Admitted	20	14	16
Mental: Admitted without ER Services	35	32	44

Secondary Disorder

Alcohol Use: ER Treatment, then Discharged	11	8	10
Alcohol Use: ER Treatment, then Admitted	15	5	4
Alcohol Use: Admitted without ER Services	22	8	16
Drug Use: ER Treatment, then Discharged	12	15	19
Drug Use: ER Treatment, then Admitted	10	10	15
Drug Use: Admitted without ER Services	20	21	17
Mental: ER Treatment, then Discharged	80	66	100
Mental: ER Treatment, then Admitted	90	59	123
Mental: Admitted without ER Services	158	104	147

IMPAIRED DRIVING

	2021	2020	2019
Alcohol Involved Fatal Crashes	0	0	0
Alcohol Involved Injury Crashes	2	1	5
Alcohol Involved Property Damage Crashes	6	6	5
Killed in Alcohol Involved Crashes	0	0	0
Injured in Alcohol Involved Crashes	4	1	6
Drug Involved Fatal Crashes	0	0	0
Drug Involved Injury Crashes	2	0	0
Drug Involved Property Damage Crashes	1	3	4
Killed in Drug Involved Crashes	0	0	0
Injured in Drug Involved Crashes	2	0	0

POLICE REPORTS ²

	2021	2020	2019
DUI Arrests, DWI Tracking System	47	51	46
Liquor Law Arrests	0	0	0
Drug Arrests	3	7	15
Violent Offenses	12	20	17
Domestic Violence Reports	12	18	12
Property Offenses	9	64	34

SCHOOL REPORTS

	2020-21	2019-20	2018-19
Enrollment Grades K-12	1,083	1,133	1,136
School Discipline Involving Alcohol	0	0	0
School Discipline Involving Drugs	0	0	3
School Discipline Involving Tobacco	0	0	0
Enrollment Grades 9-12	376	378	366
Dropouts	0	0	0

JUVENILE COURT REFERRALS

	2021	2020	2019
Child Abuse	15	2	0
Child Neglect	6	11	14
Child Custody Issues	0	0	0
Juvenile Violent Offenses	7	4	6
Juvenile Alcohol Offenses	1	0	2
Juvenile Drug Offenses	1	1	1
School Truancy	7	5	5
Absent from Home	4	2	3
Beyond Parental Control	3	1	2
Injurious Behavior	4	4	6

JUVENILE COURT PLACEMENTS ³

	2021	2020	2019
Total Out-of-Home Placements	7	5	12
Parental Alcohol Use Reported	0	0	0
Parental Drug Use Reported	5	3	5
Parental Alcohol and Drug Use Reported	0	2	0

CRIMINAL JUSTICE

	FY 2022	FY 2021	FY 2020
Drug Treatment Court Participants	0	0	0
Probation/Parole Admissions--Drug	26	20	28
Probation/Parole Admissions--DWI	7	11	5
Prison Admissions--Drug	17	16	13
Prison Admissions--DWI	5	3	4

DEMOGRAPHICS

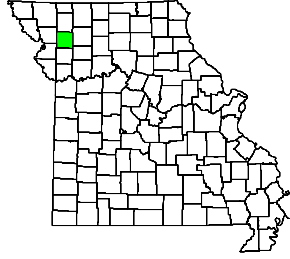
	2021	2020	2019
Population Estimate	8,399	8,427	8,278
Labor Force	4,103	4,123	4,102
Employed	3,948	3,948	3,965
Unemployed	155	175	137
Unemployment Rate	3.8%	4.2%	3.3%
Poverty Estimate, individuals of all ages	Unavailable	1,141	1,425
Poverty Estimate, children under age 18	Unavailable	467	567
Median Household Income	Unavailable	\$49,830	\$48,197

¹ Hospital counts for alcohol, drug, and mental disorders are based on ICD-10 diagnosis codes. Beginning with 2020 data, individuals are counted for each hospital encounter they have during the calendar year.

² In 2019 the National Incident Based Reporting System (NIPRS) replaced the Uniform Crime Reporting (UCR) system for Missouri crime and arrest reports. NIPRS data might not be fully comparable to the UCR.

³ DSS Children's Division reports do not encompass all reasons for removal but document adverse conditions present. Multiple conditions and factors are often considered when a child is placed out of the home. Only the parental substance use conditions are included in this profile.

DEKALB COUNTY



BIRTHS AND DEATHS

	2021	2020	2019
Resident Births	87	105	81
Resident Deaths (total)	131	157	102
COVID-19 Deaths	12	22	
Suicide	4	4	2
Homicide	0	1	0
Alcohol Induced Deaths	4	0	2
Drug Induced Deaths	3	3	0
Smoking Attributable Deaths	21	24	14

HOSPITAL AND EMERGENCY ROOM ¹

Principal Disorder

	2020	2019	2018
Alcohol Use: ER Treatment, then Discharged	9	8	9
Alcohol Use: ER Treatment, then Admitted	3	5	0
Alcohol Use: Admitted without ER Services	3	1	4
Drug Use: ER Treatment, then Discharged	7	10	5
Drug Use: ER Treatment, then Admitted	9	2	9
Drug Use: Admitted without ER Services	2	1	2
Mental: ER Treatment, then Discharged	68	68	62
Mental: ER Treatment, then Admitted	59	39	90
Mental: Admitted without ER Services	39	37	71

Secondary Disorder

Alcohol Use: ER Treatment, then Discharged	13	14	13
Alcohol Use: ER Treatment, then Admitted	29	26	48
Alcohol Use: Admitted without ER Services	10	19	23
Drug Use: ER Treatment, then Discharged	29	29	34
Drug Use: ER Treatment, then Admitted	54	32	47
Drug Use: Admitted without ER Services	26	21	29
Mental: ER Treatment, then Discharged	274	224	251
Mental: ER Treatment, then Admitted	242	141	342
Mental: Admitted without ER Services	197	147	253

IMPAIRED DRIVING

	2021	2020	2019
Alcohol Involved Fatal Crashes	0	0	0
Alcohol Involved Injury Crashes	2	3	2
Alcohol Involved Property Damage Crashes	5	4	4
Killed in Alcohol Involved Crashes	0	0	0
Injured in Alcohol Involved Crashes	2	4	2
Drug Involved Fatal Crashes	0	0	0
Drug Involved Injury Crashes	2	2	4
Drug Involved Property Damage Crashes	1	1	1
Killed in Drug Involved Crashes	0	0	0
Injured in Drug Involved Crashes	4	2	6

POLICE REPORTS ²

	2021	2020	2019
DUI Arrests, DWI Tracking System	50	55	61
Liquor Law Arrests	0	0	1
Drug Arrests	4	16	11
Violent Offenses	8	23	6
Domestic Violence Reports	44	33	10
Property Offenses	33	64	60

SCHOOL REPORTS

	2020-21	2019-20	2018-19
Enrollment Grades K-12	1,029	1,041	1,073
School Discipline Involving Alcohol	0	0	0
School Discipline Involving Drugs	0	2	0
School Discipline Involving Tobacco	0	0	0
Enrollment Grades 9-12	325	314	308
Dropouts	0	0	0

JUVENILE COURT REFERRALS

	2021	2020	2019
Child Abuse	7	4	1
Child Neglect	11	28	7
Child Custody Issues	0	0	0
Juvenile Violent Offenses	5	2	3
Juvenile Alcohol Offenses	0	0	0
Juvenile Drug Offenses	1	0	1
School Truancy	4	2	3
Absent from Home	0	3	0
Beyond Parental Control	2	6	1
Injurious Behavior	4	6	11

JUVENILE COURT PLACEMENTS ³

	2021	2020	2019
Total Out-of-Home Placements	6	17	9
Parental Alcohol Use Reported	0	0	0
Parental Drug Use Reported	3	9	6
Parental Alcohol and Drug Use Reported	0	0	0

CRIMINAL JUSTICE

	FY 2022	FY 2021	FY 2020
Drug Treatment Court Participants	0	0	0
Probation/Parole Admissions--Drug	55	39	57
Probation/Parole Admissions--DWI	8	6	5
Prison Admissions--Drug	32	26	29
Prison Admissions--DWI	1	6	7

DEMOGRAPHICS

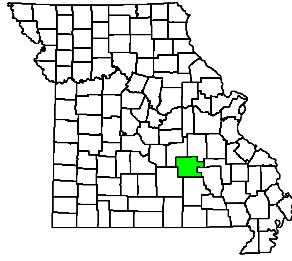
	2021	2020	2019
Population Estimate	11,098	11,014	12,547
Labor Force	4,167	4,791	4,838
Employed	4,010	4,585	4,689
Unemployed	157	206	149
Unemployment Rate	3.8%	4.3%	3.1%
Poverty Estimate, individuals of all ages	Unavailable	1,162	1,329
Poverty Estimate, children under age 18	Unavailable	261	286
Median Household Income	Unavailable	\$52,868	\$53,997

¹ Hospital counts for alcohol, drug, and mental disorders are based on ICD-10 diagnosis codes. Beginning with 2020 data, individuals are counted for each hospital encounter they have during the calendar year.

² In 2019 the National Incident Based Reporting System (NIPRS) replaced the Uniform Crime Reporting (UCR) system for Missouri crime and arrest reports. NIPRS data might not be fully comparable to the UCR.

³ DSS Children's Division reports do not encompass all reasons for removal but document adverse conditions present. Multiple conditions and factors are often considered when a child is placed out of the home. Only the parental substance use conditions are included in this profile.

DENT COUNTY



BIRTHS AND DEATHS

	2021	2020	2019
Resident Births	143	152	138
Resident Deaths (total)	269	268	227
COVID-19 Deaths	45	28	
Suicide	3	5	5
Homicide	1	1	1
Alcohol Induced Deaths	2	1	3
Drug Induced Deaths	13	8	9
Smoking Attributable Deaths	39	39	39

HOSPITAL AND EMERGENCY ROOM ¹

Principal Disorder

	2020	2019	2018
Alcohol Use: ER Treatment, then Discharged	48	36	31
Alcohol Use: ER Treatment, then Admitted	10	5	9
Alcohol Use: Admitted without ER Services	7	5	11
Drug Use: ER Treatment, then Discharged	30	41	30
Drug Use: ER Treatment, then Admitted	3	5	8
Drug Use: Admitted without ER Services	10	11	12
Mental: ER Treatment, then Discharged	176	138	158
Mental: ER Treatment, then Admitted	47	37	56
Mental: Admitted without ER Services	71	48	117

Secondary Disorder

Alcohol Use: ER Treatment, then Discharged	41	32	26
Alcohol Use: ER Treatment, then Admitted	36	35	45
Alcohol Use: Admitted without ER Services	40	37	42
Drug Use: ER Treatment, then Discharged	65	59	28
Drug Use: ER Treatment, then Admitted	42	43	39
Drug Use: Admitted without ER Services	50	45	74
Mental: ER Treatment, then Discharged	211	182	263
Mental: ER Treatment, then Admitted	339	210	357
Mental: Admitted without ER Services	354	232	425

IMPAIRED DRIVING

	2021	2020	2019
Alcohol Involved Fatal Crashes	0	0	0
Alcohol Involved Injury Crashes	5	10	5
Alcohol Involved Property Damage Crashes	1	10	8
Killed in Alcohol Involved Crashes	0	0	0
Injured in Alcohol Involved Crashes	6	12	6
Drug Involved Fatal Crashes	0	0	0
Drug Involved Injury Crashes	0	3	1
Drug Involved Property Damage Crashes	0	2	0
Killed in Drug Involved Crashes	0	0	0
Injured in Drug Involved Crashes	0	3	1

POLICE REPORTS ²

	2021	2020	2019
DUI Arrests, DWI Tracking System	56	59	48
Liquor Law Arrests	2	3	1
Drug Arrests	61	61	67
Violent Offenses	32	21	19
Domestic Violence Reports	39	51	57
Property Offenses	188	168	171

SCHOOL REPORTS

	2020-21	2019-20	2018-19
Enrollment Grades K-12	2,074	2,093	2,087
School Discipline Involving Alcohol	0	3	0
School Discipline Involving Drugs	0	0	0
School Discipline Involving Tobacco	0	0	0
Enrollment Grades 9-12	555	570	592
Dropouts	0	0	0

JUVENILE COURT REFERRALS

	2021	2020	2019
Child Abuse	2	5	1
Child Neglect	24	47	32
Child Custody Issues	1	2	2
Juvenile Violent Offenses	2	3	12
Juvenile Alcohol Offenses	1	2	0
Juvenile Drug Offenses	5	0	1
School Truancy	10	2	0
Absent from Home	0	0	3
Beyond Parental Control	8	12	9
Injurious Behavior	7	8	7

JUVENILE COURT PLACEMENTS ³

	2021	2020	2019
Total Out-of-Home Placements	24	39	34
Parental Alcohol Use Reported	0	0	0
Parental Drug Use Reported	15	21	16
Parental Alcohol and Drug Use Reported	0	0	0

CRIMINAL JUSTICE

	FY 2022	FY 2021	FY 2020
Drug Treatment Court Participants	35	31	33
Probation/Parole Admissions--Drug	60	57	53
Probation/Parole Admissions--DWI	6	0	2
Prison Admissions--Drug	43	36	33
Prison Admissions--DWI	4	1	0

DEMOGRAPHICS

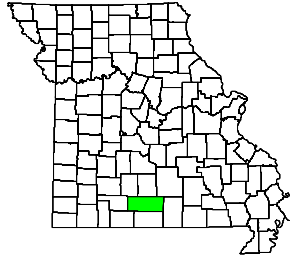
	2021	2020	2019
Population Estimate	14,432	14,418	15,573
Labor Force	6,257	6,351	6,269
Employed	5,987	6,045	6,044
Unemployed	270	306	225
Unemployment Rate	4.3%	4.8%	3.6%
Poverty Estimate, individuals of all ages	Unavailable	2,309	2,917
Poverty Estimate, children under age 18	Unavailable	748	1,008
Median Household Income	Unavailable	\$44,057	\$45,540

¹ Hospital counts for alcohol, drug, and mental disorders are based on ICD-10 diagnosis codes. Beginning with 2020 data, individuals are counted for each hospital encounter they have during the calendar year.

² In 2019 the National Incident Based Reporting System (NIPRS) replaced the Uniform Crime Reporting (UCR) system for Missouri crime and arrest reports. NIPRS data might not be fully comparable to the UCR.

³ DSS Children's Division reports do not encompass all reasons for removal but document adverse conditions present. Multiple conditions and factors are often considered when a child is placed out of the home. Only the parental substance use conditions are included in this profile.

DOUGLAS COUNTY



BIRTHS AND DEATHS

	2021	2020	2019
Resident Births	150	131	121
Resident Deaths (total)	229	205	180
COVID-19 Deaths	40	24	
Suicide	3	4	1
Homicide	0	1	0
Alcohol Induced Deaths	3	2	1
Drug Induced Deaths	4	1	1
Smoking Attributable Deaths	28	26	30

HOSPITAL AND EMERGENCY ROOM ¹

Principal Disorder

	2020	2019	2018
Alcohol Use: ER Treatment, then Discharged	18	14	8
Alcohol Use: ER Treatment, then Admitted	16	9	16
Alcohol Use: Admitted without ER Services	2	2	3
Drug Use: ER Treatment, then Discharged	9	14	18
Drug Use: ER Treatment, then Admitted	7	3	6
Drug Use: Admitted without ER Services	3	3	3
Mental: ER Treatment, then Discharged	52	47	48
Mental: ER Treatment, then Admitted	35	37	41
Mental: Admitted without ER Services	31	25	34

Secondary Disorder

Alcohol Use: ER Treatment, then Discharged	3	12	10
Alcohol Use: ER Treatment, then Admitted	37	25	19
Alcohol Use: Admitted without ER Services	15	16	2
Drug Use: ER Treatment, then Discharged	27	16	15
Drug Use: ER Treatment, then Admitted	42	44	42
Drug Use: Admitted without ER Services	20	28	23
Mental: ER Treatment, then Discharged	154	80	101
Mental: ER Treatment, then Admitted	250	188	330
Mental: Admitted without ER Services	91	79	102

IMPAIRED DRIVING

	2021	2020	2019
Alcohol Involved Fatal Crashes	0	1	2
Alcohol Involved Injury Crashes	10	5	3
Alcohol Involved Property Damage Crashes	4	6	4
Killed in Alcohol Involved Crashes	0	1	2
Injured in Alcohol Involved Crashes	15	6	4
Drug Involved Fatal Crashes	0	0	0
Drug Involved Injury Crashes	0	2	0
Drug Involved Property Damage Crashes	1	0	2
Killed in Drug Involved Crashes	0	0	0
Injured in Drug Involved Crashes	0	3	0

POLICE REPORTS ²

	2021	2020	2019
DUI Arrests, DWI Tracking System	35	28	22
Liquor Law Arrests	1	0	0
Drug Arrests	32	81	83
Violent Offenses	27	24	25
Domestic Violence Reports	52	30	0
Property Offenses	86	126	97

SCHOOL REPORTS

	2020-21	2019-20	2018-19
Enrollment Grades K-12	1,438	1,474	1,472
School Discipline Involving Alcohol	0	3	1
School Discipline Involving Drugs	0	7	7
School Discipline Involving Tobacco	0	0	0
Enrollment Grades 9-12	449	429	429
Dropouts	0	0	0

JUVENILE COURT REFERRALS

	2021	2020	2019
Child Abuse	0	0	1
Child Neglect	38	30	31
Child Custody Issues	3	0	0
Juvenile Violent Offenses	1	2	2
Juvenile Alcohol Offenses	0	0	2
Juvenile Drug Offenses	0	0	2
School Truancy	4	1	6
Absent from Home	0	0	1
Beyond Parental Control	0	4	3
Injurious Behavior	0	0	0

JUVENILE COURT PLACEMENTS ³

	2021	2020	2019
Total Out-of-Home Placements	38	13	25
Parental Alcohol Use Reported	2	0	0
Parental Drug Use Reported	19	5	5
Parental Alcohol and Drug Use Reported	2	0	3

CRIMINAL JUSTICE

	FY 2022	FY 2021	FY 2020
Drug Treatment Court Participants	38	30	36
Probation/Parole Admissions--Drug	67	52	64
Probation/Parole Admissions--DWI	4	3	4
Prison Admissions--Drug	34	20	21
Prison Admissions--DWI	2	2	1

DEMOGRAPHICS

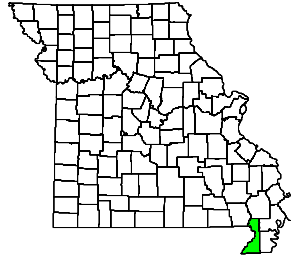
	2021	2020	2019
Population Estimate	11,732	11,592	13,185
Labor Force	5,162	5,167	5,107
Employed	4,941	4,768	4,849
Unemployed	221	399	258
Unemployment Rate	4.3%	7.7%	5.1%
Poverty Estimate, individuals of all ages	Unavailable	2,349	2,434
Poverty Estimate, children under age 18	Unavailable	791	757
Median Household Income	Unavailable	\$46,079	\$39,773

¹ Hospital counts for alcohol, drug, and mental disorders are based on ICD-10 diagnosis codes. Beginning with 2020 data, individuals are counted for each hospital encounter they have during the calendar year.

² In 2019 the National Incident Based Reporting System (NIPRS) replaced the Uniform Crime Reporting (UCR) system for Missouri crime and arrest reports. NIPRS data might not be fully comparable to the UCR.

³ DSS Children's Division reports do not encompass all reasons for removal but document adverse conditions present. Multiple conditions and factors are often considered when a child is placed out of the home. Only the parental substance use conditions are included in this profile.

DUNKLIN COUNTY



BIRTHS AND DEATHS

	2021	2020	2019
Resident Births	366	377	359
Resident Deaths (total)	519	558	414
COVID-19 Deaths	47	55	
Suicide	5	5	6
Homicide	3	5	2
Alcohol Induced Deaths	7	5	5
Drug Induced Deaths	8	6	3
Smoking Attributable Deaths	95	105	86

HOSPITAL AND EMERGENCY ROOM ¹

Principal Disorder

	2020	2019	2018
Alcohol Use: ER Treatment, then Discharged	23	17	28
Alcohol Use: ER Treatment, then Admitted	10	5	14
Alcohol Use: Admitted without ER Services	9	9	17
Drug Use: ER Treatment, then Discharged	55	39	50
Drug Use: ER Treatment, then Admitted	25	18	39
Drug Use: Admitted without ER Services	20	28	27
Mental: ER Treatment, then Discharged	214	225	365
Mental: ER Treatment, then Admitted	104	63	145
Mental: Admitted without ER Services	358	212	389

Secondary Disorder

Alcohol Use: ER Treatment, then Discharged	40	38	76
Alcohol Use: ER Treatment, then Admitted	38	37	34
Alcohol Use: Admitted without ER Services	107	81	89
Drug Use: ER Treatment, then Discharged	139	91	111
Drug Use: ER Treatment, then Admitted	108	68	87
Drug Use: Admitted without ER Services	210	155	189
Mental: ER Treatment, then Discharged	606	549	1,582
Mental: ER Treatment, then Admitted	297	193	529
Mental: Admitted without ER Services	942	642	1,233

IMPAIRED DRIVING

	2021	2020	2019
Alcohol Involved Fatal Crashes	0	1	1
Alcohol Involved Injury Crashes	12	6	4
Alcohol Involved Property Damage Crashes	12	5	6
Killed in Alcohol Involved Crashes	0	1	1
Injured in Alcohol Involved Crashes	14	6	5
Drug Involved Fatal Crashes	0	0	0
Drug Involved Injury Crashes	5	1	2
Drug Involved Property Damage Crashes	9	3	4
Killed in Drug Involved Crashes	0	0	0
Injured in Drug Involved Crashes	6	1	4

POLICE REPORTS ²

	2021	2020	2019
DUI Arrests, DWI Tracking System	125	69	112
Liquor Law Arrests	8	1	9
Drug Arrests	164	164	248
Violent Offenses	130	166	109
Domestic Violence Reports	264	252	401
Property Offenses	797	709	856

SCHOOL REPORTS

	2020-21	2019-20	2018-19
Enrollment Grades K-12	4,946	5,015	5,080
School Discipline Involving Alcohol	0	2	0
School Discipline Involving Drugs	0	2	2
School Discipline Involving Tobacco	0	0	0
Enrollment Grades 9-12	1,417	1,425	1,410
Dropouts	0	7	17

JUVENILE COURT REFERRALS

	2021	2020	2019
Child Abuse	0	6	7
Child Neglect	181	196	285
Child Custody Issues	0	1	0
Juvenile Violent Offenses	16	18	23
Juvenile Alcohol Offenses	1	0	0
Juvenile Drug Offenses	7	1	1
School Truancy	131	16	59
Absent from Home	2	0	4
Beyond Parental Control	21	27	17
Injurious Behavior	5	8	17

JUVENILE COURT PLACEMENTS ³

	2021	2020	2019
Total Out-of-Home Placements	71	94	102
Parental Alcohol Use Reported	3	0	0
Parental Drug Use Reported	50	67	63
Parental Alcohol and Drug Use Reported	2	0	0

CRIMINAL JUSTICE

	FY 2022	FY 2021	FY 2020
Drug Treatment Court Participants	84	78	107
Probation/Parole Admissions--Drug	262	156	212
Probation/Parole Admissions--DWI	9	10	15
Prison Admissions--Drug	101	55	95
Prison Admissions--DWI	2	3	7

DEMOGRAPHICS

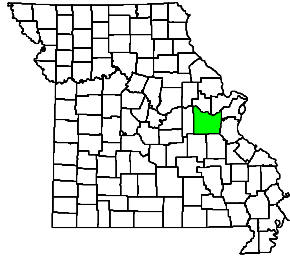
	2021	2020	2019
Population Estimate	27,717	28,178	29,131
Labor Force	11,276	11,562	11,598
Employed	10,590	10,718	10,956
Unemployed	686	844	642
Unemployment Rate	6.1%	7.3%	5.5%
Poverty Estimate, individuals of all ages	Unavailable	5,682	7,569
Poverty Estimate, children under age 18	Unavailable	2,156	2,544
Median Household Income	Unavailable	\$42,512	\$38,880

¹ Hospital counts for alcohol, drug, and mental disorders are based on ICD-10 diagnosis codes. Beginning with 2020 data, individuals are counted for each hospital encounter they have during the calendar year.

² In 2019 the National Incident Based Reporting System (NIPRS) replaced the Uniform Crime Reporting (UCR) system for Missouri crime and arrest reports. NIPRS data might not be fully comparable to the UCR.

³ DSS Children's Division reports do not encompass all reasons for removal but document adverse conditions present. Multiple conditions and factors are often considered when a child is placed out of the home. Only the parental substance use conditions are included in this profile.

FRANKLIN COUNTY



BIRTHS AND DEATHS

	2021	2020	2019
Resident Births	1,118	1,100	1,222
Resident Deaths (total)	1,334	1,279	1,147
COVID-19 Deaths	148	133	
Suicide	23	26	20
Homicide	5	3	2
Alcohol Induced Deaths	19	14	8
Drug Induced Deaths	50	57	48
Smoking Attributable Deaths	188	185	184

SCHOOL REPORTS

	2020-21	2019-20	2018-19
Enrollment Grades K-12	14,982	15,316	15,394
School Discipline Involving Alcohol	6	10	14
School Discipline Involving Drugs	26	54	70
School Discipline Involving Tobacco	0	1	2
Enrollment Grades 9-12	4,814	4,825	4,734
Dropouts	104	55	66

HOSPITAL AND EMERGENCY ROOM ¹

Principal Disorder

	2020	2019	2018
Alcohol Use: ER Treatment, then Discharged	233	198	222
Alcohol Use: ER Treatment, then Admitted	79	36	64
Alcohol Use: Admitted without ER Services	49	39	61
Drug Use: ER Treatment, then Discharged	321	312	317
Drug Use: ER Treatment, then Admitted	45	39	41
Drug Use: Admitted without ER Services	101	82	93
Mental: ER Treatment, then Discharged	1,019	886	957
Mental: ER Treatment, then Admitted	679	450	779
Mental: Admitted without ER Services	614	386	537

Secondary Disorder

Alcohol Use: ER Treatment, then Discharged	253	214	207
Alcohol Use: ER Treatment, then Admitted	429	365	409
Alcohol Use: Admitted without ER Services	234	209	231
Drug Use: ER Treatment, then Discharged	538	437	332
Drug Use: ER Treatment, then Admitted	668	500	625
Drug Use: Admitted without ER Services	486	405	407
Mental: ER Treatment, then Discharged	2,704	1,590	7,511
Mental: ER Treatment, then Admitted	2,264	1,703	2,691
Mental: Admitted without ER Services	1,695	1,141	2,020

JUVENILE COURT REFERRALS

	2021	2020	2019
Child Abuse	0	0	2
Child Neglect	157	117	125
Child Custody Issues	0	0	0
Juvenile Violent Offenses	66	55	91
Juvenile Alcohol Offenses	20	10	20
Juvenile Drug Offenses	22	14	62
School Truancy	113	58	113
Absent from Home	27	34	49
Beyond Parental Control	10	1	12
Injurious Behavior	89	51	81

JUVENILE COURT PLACEMENTS ³

	2021	2020	2019
Total Out-of-Home Placements	148	123	128
Parental Alcohol Use Reported	8	5	3
Parental Drug Use Reported	98	85	93
Parental Alcohol and Drug Use Reported	4	10	5

CRIMINAL JUSTICE

	FY 2022	FY 2021	FY 2020
Drug Treatment Court Participants	91	82	59
Probation/Parole Admissions--Drug	211	173	170
Probation/Parole Admissions--DWI	33	30	33
Prison Admissions--Drug	48	48	47
Prison Admissions--DWI	5	9	7

IMPAIRED DRIVING

	2021	2020	2019
Alcohol Involved Fatal Crashes	4	3	7
Alcohol Involved Injury Crashes	46	35	31
Alcohol Involved Property Damage Crashes	94	83	57
Killed in Alcohol Involved Crashes	4	3	7
Injured in Alcohol Involved Crashes	53	52	39
Drug Involved Fatal Crashes	2	3	5
Drug Involved Injury Crashes	9	14	6
Drug Involved Property Damage Crashes	26	19	19
Killed in Drug Involved Crashes	2	3	5
Injured in Drug Involved Crashes	12	17	12

DEMOGRAPHICS

	2021	2020	2019
Population Estimate	105,231	104,769	103,967
Labor Force	52,747	52,661	53,226
Employed	50,639	49,396	51,511
Unemployed	2,108	3,265	1,715
Unemployment Rate	4.0%	6.2%	3.2%
Poverty Estimate, individuals of all ages	Unavailable	9,353	9,546
Poverty Estimate, children under age 18	Unavailable	2,549	2,891
Median Household Income	Unavailable	\$62,781	\$61,428

POLICE REPORTS ²

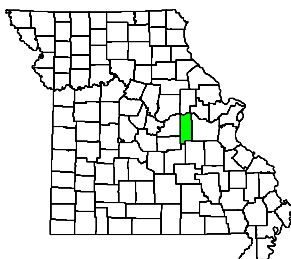
	2021	2020	2019
DUI Arrests, DWI Tracking System	445	398	385
Liquor Law Arrests	20	17	22
Drug Arrests	224	244	348
Violent Offenses	222	199	162
Domestic Violence Reports	639	907	972
Property Offenses	1,611	1,853	1,617

¹ Hospital counts for alcohol, drug, and mental disorders are based on ICD-10 diagnosis codes. Beginning with 2020 data, individuals are counted for each hospital encounter they have during the calendar year.

² In 2019 the National Incident Based Reporting System (NIPRS) replaced the Uniform Crime Reporting (UCR) system for Missouri crime and arrest reports. NIPRS data might not be fully comparable to the UCR.

³ DSS Children's Division reports do not encompass all reasons for removal but document adverse conditions present. Multiple conditions and factors are often considered when a child is placed out of the home. Only the parental substance use conditions are included in this profile.

GASCONADE COUNTY



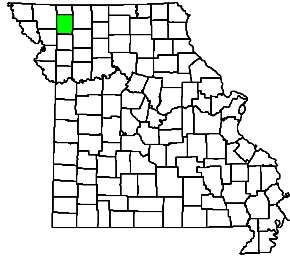
BIRTHS AND DEATHS	2021	2020	2019	SCHOOL REPORTS	2020-21	2019-20	2018-19
Resident Births	155	137	157	Enrollment Grades K-12	2,625	2,684	2,675
Resident Deaths (total)	248	271	226	School Discipline Involving Alcohol	0	1	9
COVID-19 Deaths	42	37		School Discipline Involving Drugs	0	6	4
Suicide	4	3	4	School Discipline Involving Tobacco	0	0	0
Homicide	0	1	1	Enrollment Grades 9-12	932	901	896
Alcohol Induced Deaths	5	2	2	Dropouts	15	11	9
Drug Induced Deaths	8	10	5	JUVENILE COURT REFERRALS	2021	2020	2019
Smoking Attributable Deaths	33	37	39	Child Abuse	0	0	0
HOSPITAL AND EMERGENCY ROOM ¹	2020	2019	2018	Child Neglect	26	14	16
Principal Disorder				Child Custody Issues	0	0	0
Alcohol Use: ER Treatment, then Discharged	20	33	29	Juvenile Violent Offenses	4	6	4
Alcohol Use: ER Treatment, then Admitted	9	8	5	Juvenile Alcohol Offenses	0	0	1
Alcohol Use: Admitted without ER Services	4	10	11	Juvenile Drug Offenses	1	2	3
Drug Use: ER Treatment, then Discharged	24	40	30	School Truancy	4	2	3
Drug Use: ER Treatment, then Admitted	5	6	12	Absent from Home	0	0	3
Drug Use: Admitted without ER Services	9	7	4	Beyond Parental Control	2	2	0
Mental: ER Treatment, then Discharged	91	109	129	Injurious Behavior	21	11	10
Mental: ER Treatment, then Admitted	64	68	86	JUVENILE COURT PLACEMENTS ³	2021	2020	2019
Mental: Admitted without ER Services	79	65	85	Total Out-of-Home Placements	27	13	16
Secondary Disorder				Parental Alcohol Use Reported	0	0	0
Alcohol Use: ER Treatment, then Discharged	26	34	26	Parental Drug Use Reported	12	5	5
Alcohol Use: ER Treatment, then Admitted	40	45	53	Parental Alcohol and Drug Use Reported	0	0	0
Alcohol Use: Admitted without ER Services	39	26	34	CRIMINAL JUSTICE	FY 2022	FY 2021	FY 2020
Drug Use: ER Treatment, then Discharged	44	45	40	Drug Treatment Court Participants	0	0	0
Drug Use: ER Treatment, then Admitted	64	57	69	Probation/Parole Admissions--Drug	15	23	27
Drug Use: Admitted without ER Services	56	53	48	Probation/Parole Admissions--DWI	7	4	6
Mental: ER Treatment, then Discharged	205	190	634	Prison Admissions--Drug	7	2	7
Mental: ER Treatment, then Admitted	266	220	351	Prison Admissions--DWI	0	0	1
Mental: Admitted without ER Services	237	181	259	DEMOGRAPHICS	2021	2020	2019
IMPAIRED DRIVING	2021	2020	2019	Population Estimate	14,791	14,745	14,706
Alcohol Involved Fatal Crashes	2	0	0	Labor Force	7,620	7,606	7,732
Alcohol Involved Injury Crashes	7	5	7	Employed	7,342	7,168	7,470
Alcohol Involved Property Damage Crashes	3	6	9	Unemployed	278	438	262
Killed in Alcohol Involved Crashes	2	0	0	Unemployment Rate	3.6%	5.8%	3.4%
Injured in Alcohol Involved Crashes	9	5	8	Poverty Estimate, individuals of all ages	Unavailable	1,602	1,671
Drug Involved Fatal Crashes	1	2	0	Poverty Estimate, children under age 18	Unavailable	413	501
Drug Involved Injury Crashes	2	0	0	Median Household Income	Unavailable	\$54,487	\$53,751
Drug Involved Property Damage Crashes	0	0	0	POLICE REPORTS ²	2021	2020	2019
Killed in Drug Involved Crashes	1	2	0	DUI Arrests, DWI Tracking System	71	46	60
Injured in Drug Involved Crashes	6	1	0	Liquor Law Arrests	6	21	12
				Drug Arrests	38	52	52
				Violent Offenses	5	44	58
				Domestic Violence Reports	20	34	71
				Property Offenses	118	268	340

¹ Hospital counts for alcohol, drug, and mental disorders are based on ICD-10 diagnosis codes. Beginning with 2020 data, individuals are counted for each hospital encounter they have during the calendar year.

² In 2019 the National Incident Based Reporting System (NIPRS) replaced the Uniform Crime Reporting (UCR) system for Missouri crime and arrest reports. NIPRS data might not be fully comparable to the UCR.

³ DSS Children's Division reports do not encompass all reasons for removal but document adverse conditions present. Multiple conditions and factors are often considered when a child is placed out of the home. Only the parental substance use conditions are included in this profile.

GENTRY COUNTY



BIRTHS AND DEATHS

	2021	2020	2019
Resident Births	75	69	96
Resident Deaths (total)	105	108	87
COVID-19 Deaths	6	13	
Suicide	2	3	1
Homicide	0	0	0
Alcohol Induced Deaths	0	0	0
Drug Induced Deaths	1	1	1
Smoking Attributable Deaths	21	12	13

SCHOOL REPORTS

	2020-21	2019-20	2018-19
Enrollment Grades K-12	1,069	1,034	1,039
School Discipline Involving Alcohol	0	0	0
School Discipline Involving Drugs	0	0	0
School Discipline Involving Tobacco	0	0	0
Enrollment Grades 9-12	308	291	292
Dropouts	0	0	0

HOSPITAL AND EMERGENCY ROOM ¹

Principal Disorder

	2020	2019	2018
Alcohol Use: ER Treatment, then Discharged	6	7	8
Alcohol Use: ER Treatment, then Admitted	2	3	1
Alcohol Use: Admitted without ER Services	1	1	1
Drug Use: ER Treatment, then Discharged	4	4	11
Drug Use: ER Treatment, then Admitted	2	0	3
Drug Use: Admitted without ER Services	0	0	0
Mental: ER Treatment, then Discharged	40	39	48
Mental: ER Treatment, then Admitted	32	21	38
Mental: Admitted without ER Services	19	22	44

Secondary Disorder

	2020	2019	2018
Alcohol Use: ER Treatment, then Discharged	9	9	13
Alcohol Use: ER Treatment, then Admitted	9	17	19
Alcohol Use: Admitted without ER Services	17	10	11
Drug Use: ER Treatment, then Discharged	12	20	25
Drug Use: ER Treatment, then Admitted	26	16	17
Drug Use: Admitted without ER Services	11	11	15
Mental: ER Treatment, then Discharged	156	160	253
Mental: ER Treatment, then Admitted	90	78	143
Mental: Admitted without ER Services	115	93	131

JUVENILE COURT REFERRALS

	2021	2020	2019
Child Abuse	0	0	0
Child Neglect	53	44	44
Child Custody Issues	0	0	0
Juvenile Violent Offenses	2	1	3
Juvenile Alcohol Offenses	0	1	2
Juvenile Drug Offenses	0	0	0
School Truancy	3	4	2
Absent from Home	0	0	0
Beyond Parental Control	4	3	10
Injurious Behavior	2	2	5

JUVENILE COURT PLACEMENTS ³

	2021	2020	2019
Total Out-of-Home Placements	24	12	12
Parental Alcohol Use Reported	0	0	0
Parental Drug Use Reported	2	5	10
Parental Alcohol and Drug Use Reported	0	0	0

CRIMINAL JUSTICE

	FY 2022	FY 2021	FY 2020
Drug Treatment Court Participants	2	0	1
Probation/Parole Admissions--Drug	7	6	7
Probation/Parole Admissions--DWI	1	2	1
Prison Admissions--Drug	3	4	1
Prison Admissions--DWI	0	0	1

IMPAIRED DRIVING

	2021	2020	2019
Alcohol Involved Fatal Crashes	0	0	1
Alcohol Involved Injury Crashes	0	2	1
Alcohol Involved Property Damage Crashes	0	2	2
Killed in Alcohol Involved Crashes	0	0	1
Injured in Alcohol Involved Crashes	0	3	4
Drug Involved Fatal Crashes	1	0	0
Drug Involved Injury Crashes	0	1	0
Drug Involved Property Damage Crashes	0	0	0
Killed in Drug Involved Crashes	1	0	0
Injured in Drug Involved Crashes	0	1	0

DEMOGRAPHICS

	2021	2020	2019
Population Estimate	6,173	6,115	6,571
Labor Force	3,334	3,405	3,529
Employed	3,245	3,289	3,433
Unemployed	89	116	96
Unemployment Rate	2.7%	3.4%	2.7%
Poverty Estimate, individuals of all ages	Unavailable	821	740
Poverty Estimate, children under age 18	Unavailable	291	292
Median Household Income	Unavailable	\$48,338	\$53,663

POLICE REPORTS ²

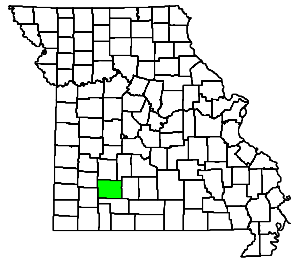
	2021	2020	2019
DUI Arrests, DWI Tracking System	6	23	23
Liquor Law Arrests	0	0	0
Drug Arrests	0	11	0
Violent Offenses	0	2	1
Domestic Violence Reports	0	4	2
Property Offenses	0	26	30

¹ Hospital counts for alcohol, drug, and mental disorders are based on ICD-10 diagnosis codes. Beginning with 2020 data, individuals are counted for each hospital encounter they have during the calendar year.

² In 2019 the National Incident Based Reporting System (NIPRS) replaced the Uniform Crime Reporting (UCR) system for Missouri crime and arrest reports. NIPRS data might not be fully comparable to the UCR.

³ DSS Children's Division reports do not encompass all reasons for removal but document adverse conditions present. Multiple conditions and factors are often considered when a child is placed out of the home. Only the parental substance use conditions are included in this profile.

GREENE COUNTY



BIRTHS AND DEATHS

	2021	2020	2019
Resident Births	3,267	3,243	3,418
Resident Deaths (total)	3,581	3,417	2,999
COVID-19 Deaths	390	359	
Suicide	69	66	65
Homicide	28	31	11
Alcohol Induced Deaths	60	54	47
Drug Induced Deaths	145	93	82
Smoking Attributable Deaths	468	469	436

HOSPITAL AND EMERGENCY ROOM ¹

Principal Disorder

	2020	2019	2018
Alcohol Use: ER Treatment, then Discharged	1,455	956	1,496
Alcohol Use: ER Treatment, then Admitted	869	392	982
Alcohol Use: Admitted without ER Services	58	61	57
Drug Use: ER Treatment, then Discharged	1,295	1,222	1,325
Drug Use: ER Treatment, then Admitted	187	181	351
Drug Use: Admitted without ER Services	109	120	105
Mental: ER Treatment, then Discharged	2,560	2,498	2,985
Mental: ER Treatment, then Admitted	2,778	1,656	2,716
Mental: Admitted without ER Services	1,160	726	1,365

Secondary Disorder

Alcohol Use: ER Treatment, then Discharged	795	543	545
Alcohol Use: ER Treatment, then Admitted	1,620	1,078	1,431
Alcohol Use: Admitted without ER Services	342	286	327
Drug Use: ER Treatment, then Discharged	1,424	1,126	1,003
Drug Use: ER Treatment, then Admitted	3,008	1,965	2,709
Drug Use: Admitted without ER Services	874	764	814
Mental: ER Treatment, then Discharged	9,892	3,674	4,057
Mental: ER Treatment, then Admitted	7,591	5,195	10,260
Mental: Admitted without ER Services	2,656	2,274	3,248

IMPAIRED DRIVING

	2021	2020	2019
Alcohol Involved Fatal Crashes	5	8	4
Alcohol Involved Injury Crashes	115	114	95
Alcohol Involved Property Damage Crashes	175	174	206
Killed in Alcohol Involved Crashes	7	9	6
Injured in Alcohol Involved Crashes	181	159	138
Drug Involved Fatal Crashes	2	1	2
Drug Involved Injury Crashes	51	54	34
Drug Involved Property Damage Crashes	57	65	68
Killed in Drug Involved Crashes	2	1	2
Injured in Drug Involved Crashes	80	85	50

POLICE REPORTS ²

	2021	2020	2019
DUI Arrests, DWI Tracking System	965	1,082	1,255
Liquor Law Arrests	249	162	199
Drug Arrests	811	1,023	1,735
Violent Offenses	2,962	2,798	2,707
Domestic Violence Reports	2,899	2,507	3,558
Property Offenses	12,217	13,850	15,010

SCHOOL REPORTS

	2020-21	2019-20	2018-19
Enrollment Grades K-12	37,934	39,679	39,705
School Discipline Involving Alcohol	6	31	67
School Discipline Involving Drugs	50	107	183
School Discipline Involving Tobacco	0	0	7
Enrollment Grades 9-12	11,986	11,998	11,810
Dropouts	115	123	224

JUVENILE COURT REFERRALS

	2021	2020	2019
Child Abuse	60	62	72
Child Neglect	342	312	259
Child Custody Issues	50	65	38
Juvenile Violent Offenses	140	109	225
Juvenile Alcohol Offenses	0	4	2
Juvenile Drug Offenses	16	16	43
School Truancy	0	0	5
Absent from Home	3	5	9
Beyond Parental Control	9	7	9
Injurious Behavior	3	10	15

JUVENILE COURT PLACEMENTS ³

	2021	2020	2019
Total Out-of-Home Placements	366	414	353
Parental Alcohol Use Reported	34	16	12
Parental Drug Use Reported	201	191	171
Parental Alcohol and Drug Use Reported	7	21	11

CRIMINAL JUSTICE

	FY 2022	FY 2021	FY 2020
Drug Treatment Court Participants	523	657	945
Probation/Parole Admissions--Drug	269	273	337
Probation/Parole Admissions--DWI	59	82	98
Prison Admissions--Drug	88	102	141
Prison Admissions--DWI	30	20	29

DEMOGRAPHICS

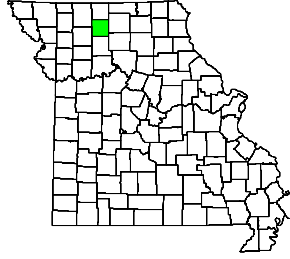
	2021	2020	2019
Population Estimate	300,865	299,060	293,086
Labor Force	152,184	150,766	151,535
Employed	146,978	142,704	147,461
Unemployed	5,206	8,062	4,074
Unemployment Rate	3.4%	5.3%	2.7%
Poverty Estimate, individuals of all ages	Unavailable	40,491	40,634
Poverty Estimate, children under age 18	Unavailable	8,510	7,811
Median Household Income	Unavailable	\$46,934	\$45,313

¹ Hospital counts for alcohol, drug, and mental disorders are based on ICD-10 diagnosis codes. Beginning with 2020 data, individuals are counted for each hospital encounter they have during the calendar year.

² In 2019 the National Incident Based Reporting System (NIPRS) replaced the Uniform Crime Reporting (UCR) system for Missouri crime and arrest reports. NIPRS data might not be fully comparable to the UCR.

³ DSS Children's Division reports do not encompass all reasons for removal but document adverse conditions present. Multiple conditions and factors are often considered when a child is placed out of the home. Only the parental substance use conditions are included in this profile.

GRUNDY COUNTY



BIRTHS AND DEATHS

	2021	2020	2019
Resident Births	142	106	123
Resident Deaths (total)	152	152	125
COVID-19 Deaths	26	31	
Suicide	5	2	3
Homicide	0	0	0
Alcohol Induced Deaths	0	1	2
Drug Induced Deaths	3	2	0
Smoking Attributable Deaths	18	17	19

SCHOOL REPORTS

	2020-21	2019-20	2018-19
Enrollment Grades K-12	1,336	1,354	1,355
School Discipline Involving Alcohol	0	0	0
School Discipline Involving Drugs	0	1	1
School Discipline Involving Tobacco	0	0	0
Enrollment Grades 9-12	384	372	393
Dropouts	0	0	5

HOSPITAL AND EMERGENCY ROOM ¹

Principal Disorder

	2020	2019	2018
Alcohol Use: ER Treatment, then Discharged	16	16	19
Alcohol Use: ER Treatment, then Admitted	1	0	3
Alcohol Use: Admitted without ER Services	7	7	8
Drug Use: ER Treatment, then Discharged	12	16	21
Drug Use: ER Treatment, then Admitted	1	1	5
Drug Use: Admitted without ER Services	1	5	7
Mental: ER Treatment, then Discharged	83	66	84
Mental: ER Treatment, then Admitted	11	14	13
Mental: Admitted without ER Services	66	70	128

Secondary Disorder

Alcohol Use: ER Treatment, then Discharged	58	40	69
Alcohol Use: ER Treatment, then Admitted	5	3	3
Alcohol Use: Admitted without ER Services	47	47	56
Drug Use: ER Treatment, then Discharged	38	43	61
Drug Use: ER Treatment, then Admitted	7	11	14
Drug Use: Admitted without ER Services	43	39	63
Mental: ER Treatment, then Discharged	179	160	344
Mental: ER Treatment, then Admitted	22	9	33
Mental: Admitted without ER Services	450	276	486

JUVENILE COURT REFERRALS

	2021	2020	2019
Child Abuse	15	8	1
Child Neglect	83	108	103
Child Custody Issues	0	0	0
Juvenile Violent Offenses	20	18	25
Juvenile Alcohol Offenses	3	2	7
Juvenile Drug Offenses	5	2	4
School Truancy	81	40	84
Absent from Home	5	5	3
Beyond Parental Control	1	2	0
Injurious Behavior	26	25	38

JUVENILE COURT PLACEMENTS ³

	2021	2020	2019
Total Out-of-Home Placements	17	28	18
Parental Alcohol Use Reported	4	2	4
Parental Drug Use Reported	9	1	4
Parental Alcohol and Drug Use Reported	4	0	0

CRIMINAL JUSTICE

	FY 2022	FY 2021	FY 2020
Drug Treatment Court Participants	29	28	29
Probation/Parole Admissions--Drug	40	20	43
Probation/Parole Admissions--DWI	2	4	3
Prison Admissions--Drug	17	13	12
Prison Admissions--DWI	1	0	0

IMPAIRED DRIVING

	2021	2020	2019
Alcohol Involved Fatal Crashes	0	0	0
Alcohol Involved Injury Crashes	2	4	4
Alcohol Involved Property Damage Crashes	5	4	4
Killed in Alcohol Involved Crashes	0	0	0
Injured in Alcohol Involved Crashes	3	4	6
Drug Involved Fatal Crashes	0	0	0
Drug Involved Injury Crashes	0	3	0
Drug Involved Property Damage Crashes	0	0	0
Killed in Drug Involved Crashes	0	0	0
Injured in Drug Involved Crashes	0	5	0

DEMOGRAPHICS

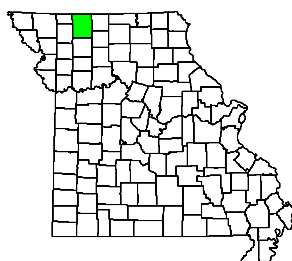
	2021	2020	2019
Population Estimate	9,720	9,729	9,850
Labor Force	4,178	4,333	4,394
Employed	4,028	4,134	4,240
Unemployed	150	199	154
Unemployment Rate	3.6%	4.6%	3.5%
Poverty Estimate, individuals of all ages	Unavailable	1,398	1,774
Poverty Estimate, children under age 18	Unavailable	555	597
Median Household Income	Unavailable	\$45,363	\$44,323

POLICE REPORTS ²

	2021	2020	2019
DUI Arrests, DWI Tracking System	32	28	21
Liquor Law Arrests	0	0	12
Drug Arrests	5	9	40
Violent Offenses	21	16	17
Domestic Violence Reports	41	59	173
Property Offenses	69	78	129

¹	Hospital counts for alcohol, drug, and mental disorders are based on ICD-10 diagnosis codes. Beginning with 2020 data, individuals are counted for each hospital encounter they have during the calendar year.
²	In 2019 the National Incident Based Reporting System (NIPRS) replaced the Uniform Crime Reporting (UCR) system for Missouri crime and arrest reports. NIPRS data might not be fully comparable to the UCR.
³	DSS Children's Division reports do not encompass all reasons for removal but document adverse conditions present. Multiple conditions and factors are often considered when a child is placed out of the home. Only the parental substance use conditions are included in this profile.

HARRISON COUNTY



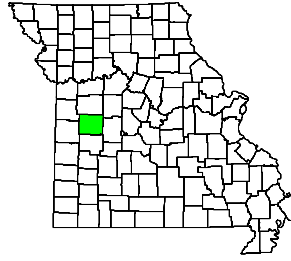
BIRTHS AND DEATHS	2021	2020	2019	SCHOOL REPORTS	2020-21	2019-20	2018-19
Resident Births	84	96	92	Enrollment Grades K-12	1,322	1,340	1,334
Resident Deaths (total)	110	123	106	School Discipline Involving Alcohol	0	0	0
COVID-19 Deaths	9	15		School Discipline Involving Drugs	0	0	0
Suicide	0	3	3	School Discipline Involving Tobacco	0	0	0
Homicide	0	0	0	Enrollment Grades 9-12	421	394	384
Alcohol Induced Deaths	0	0	0	Dropouts	7	5	0
Drug Induced Deaths	1	0	1	JUVENILE COURT REFERRALS	2021	2020	2019
Smoking Attributable Deaths	20	17	19	Child Abuse	1	6	3
HOSPITAL AND EMERGENCY ROOM ¹	2020	2019	2018	Child Neglect	20	59	37
Principal Disorder				Child Custody Issues	1	2	0
Alcohol Use: ER Treatment, then Discharged	6	8	8	Juvenile Violent Offenses	11	19	7
Alcohol Use: ER Treatment, then Admitted	1	1	0	Juvenile Alcohol Offenses	2	0	1
Alcohol Use: Admitted without ER Services	1	3	2	Juvenile Drug Offenses	1	1	3
Drug Use: ER Treatment, then Discharged	3	11	11	School Truancy	2	1	6
Drug Use: ER Treatment, then Admitted	1	2	1	Absent from Home	3	2	3
Drug Use: Admitted without ER Services	1	3	3	Beyond Parental Control	0	2	1
Mental: ER Treatment, then Discharged	78	83	108	Injurious Behavior	7	17	33
Mental: ER Treatment, then Admitted	18	12	11	JUVENILE COURT PLACEMENTS ³	2021	2020	2019
Mental: Admitted without ER Services	45	36	81	Total Out-of-Home Placements	13	30	12
Secondary Disorder				Parental Alcohol Use Reported	0	3	1
Alcohol Use: ER Treatment, then Discharged	11	11	14	Parental Drug Use Reported	4	10	8
Alcohol Use: ER Treatment, then Admitted	9	6	3	Parental Alcohol and Drug Use Reported	0	0	1
Alcohol Use: Admitted without ER Services	13	16	16	CRIMINAL JUSTICE	FY 2022	FY 2021	FY 2020
Drug Use: ER Treatment, then Discharged	20	14	22	Drug Treatment Court Participants	8	6	10
Drug Use: ER Treatment, then Admitted	12	12	6	Probation/Parole Admissions--Drug	16	19	18
Drug Use: Admitted without ER Services	25	30	38	Probation/Parole Admissions--DWI	0	0	5
Mental: ER Treatment, then Discharged	116	102	118	Prison Admissions--Drug	6	12	9
Mental: ER Treatment, then Admitted	21	17	43	Prison Admissions--DWI	0	0	2
Mental: Admitted without ER Services	185	155	268	DEMOGRAPHICS	2021	2020	2019
IMPAIRED DRIVING	2021	2020	2019	Population Estimate	8,164	8,155	8,352
Alcohol Involved Fatal Crashes	0	1	0	Labor Force	3,761	3,811	3,822
Alcohol Involved Injury Crashes	5	3	3	Employed	3,629	3,639	3,695
Alcohol Involved Property Damage Crashes	3	7	4	Unemployed	132	172	127
Killed in Alcohol Involved Crashes	0	1	0	Unemployment Rate	3.5%	4.5%	3.3%
Injured in Alcohol Involved Crashes	9	3	3	Poverty Estimate, individuals of all ages	Unavailable	1,455	1,266
Drug Involved Fatal Crashes	0	0	0	Poverty Estimate, children under age 18	Unavailable	552	459
Drug Involved Injury Crashes	1	2	0	Median Household Income	Unavailable	\$43,642	\$43,016
Drug Involved Property Damage Crashes	0	3	1	POLICE REPORTS ²	2021	2020	2019
Killed in Drug Involved Crashes	0	0	0	DUI Arrests, DWI Tracking System	45	38	29
Injured in Drug Involved Crashes	4	2	0	Liquor Law Arrests	1	0	2
				Drug Arrests	5	9	27
				Violent Offenses	7	10	4
				Domestic Violence Reports	20	9	23
				Property Offenses	46	56	84

¹ Hospital counts for alcohol, drug, and mental disorders are based on ICD-10 diagnosis codes. Beginning with 2020 data, individuals are counted for each hospital encounter they have during the calendar year.

² In 2019 the National Incident Based Reporting System (NIPRS) replaced the Uniform Crime Reporting (UCR) system for Missouri crime and arrest reports. NIPRS data might not be fully comparable to the UCR.

³ DSS Children's Division reports do not encompass all reasons for removal but document adverse conditions present. Multiple conditions and factors are often considered when a child is placed out of the home. Only the parental substance use conditions are included in this profile.

HENRY COUNTY



BIRTHS AND DEATHS

	2021	2020	2019
Resident Births	264	255	318
Resident Deaths (total)	340	363	308
COVID-19 Deaths	34	33	
Suicide	6	6	5
Homicide	0	0	0
Alcohol Induced Deaths	6	5	2
Drug Induced Deaths	7	6	3
Smoking Attributable Deaths	51	60	54

HOSPITAL AND EMERGENCY ROOM ¹

Principal Disorder

	2020	2019	2018
Alcohol Use: ER Treatment, then Discharged	59	60	64
Alcohol Use: ER Treatment, then Admitted	3	2	19
Alcohol Use: Admitted without ER Services	30	28	20
Drug Use: ER Treatment, then Discharged	37	31	40
Drug Use: ER Treatment, then Admitted	0	1	0
Drug Use: Admitted without ER Services	6	9	11
Mental: ER Treatment, then Discharged	216	204	177
Mental: ER Treatment, then Admitted	5	14	16
Mental: Admitted without ER Services	208	158	264

Secondary Disorder

Alcohol Use: ER Treatment, then Discharged	110	86	81
Alcohol Use: ER Treatment, then Admitted	28	13	45
Alcohol Use: Admitted without ER Services	120	104	75
Drug Use: ER Treatment, then Discharged	84	84	81
Drug Use: ER Treatment, then Admitted	25	20	47
Drug Use: Admitted without ER Services	172	149	119
Mental: ER Treatment, then Discharged	404	330	384
Mental: ER Treatment, then Admitted	105	54	455
Mental: Admitted without ER Services	883	647	777

IMPAIRED DRIVING

	2021	2020	2019
Alcohol Involved Fatal Crashes	0	0	0
Alcohol Involved Injury Crashes	6	8	6
Alcohol Involved Property Damage Crashes	11	9	10
Killed in Alcohol Involved Crashes	0	0	0
Injured in Alcohol Involved Crashes	6	11	7
Drug Involved Fatal Crashes	0	0	0
Drug Involved Injury Crashes	0	2	0
Drug Involved Property Damage Crashes	2	6	1
Killed in Drug Involved Crashes	0	0	0
Injured in Drug Involved Crashes	0	2	0

POLICE REPORTS ²

	2021	2020	2019
DUI Arrests, DWI Tracking System	39	49	61
Liquor Law Arrests	1	1	3
Drug Arrests	9	13	53
Violent Offenses	97	57	146
Domestic Violence Reports	63	72	157
Property Offenses	420	282	706

SCHOOL REPORTS

	2020-21	2019-20	2018-19
Enrollment Grades K-12	2,746	2,749	2,743
School Discipline Involving Alcohol	6	1	0
School Discipline Involving Drugs	0	5	3
School Discipline Involving Tobacco	0	0	0
Enrollment Grades 9-12	845	827	806
Dropouts	12	0	25

JUVENILE COURT REFERRALS

	2021	2020	2019
Child Abuse	17	13	9
Child Neglect	82	88	102
Child Custody Issues	10	7	10
Juvenile Violent Offenses	9	11	9
Juvenile Alcohol Offenses	2	0	0
Juvenile Drug Offenses	0	2	5
School Truancy	13	16	11
Absent from Home	5	8	10
Beyond Parental Control	10	11	10
Injurious Behavior	42	25	33

JUVENILE COURT PLACEMENTS ³

	2021	2020	2019
Total Out-of-Home Placements	55	47	29
Parental Alcohol Use Reported	0	0	0
Parental Drug Use Reported	29	30	19
Parental Alcohol and Drug Use Reported	0	0	1

CRIMINAL JUSTICE

	FY 2022	FY 2021	FY 2020
Drug Treatment Court Participants	9	11	9
Probation/Parole Admissions--Drug	76	58	75
Probation/Parole Admissions--DWI	7	6	6
Prison Admissions--Drug	28	34	27
Prison Admissions--DWI	2	1	3

DEMOGRAPHICS

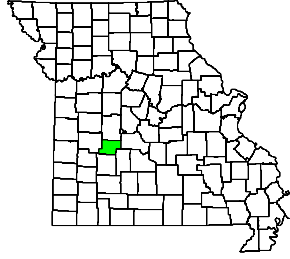
	2021	2020	2019
Population Estimate	22,206	21,949	21,824
Labor Force	10,059	9,673	9,728
Employed	9,661	9,106	9,364
Unemployed	398	567	364
Unemployment Rate	4.0%	5.9%	3.7%
Poverty Estimate, individuals of all ages	Unavailable	2,960	3,729
Poverty Estimate, children under age 18	Unavailable	938	1,265
Median Household Income	Unavailable	\$53,544	\$46,995

¹ Hospital counts for alcohol, drug, and mental disorders are based on ICD-10 diagnosis codes. Beginning with 2020 data, individuals are counted for each hospital encounter they have during the calendar year.

² In 2019 the National Incident Based Reporting System (NIPRS) replaced the Uniform Crime Reporting (UCR) system for Missouri crime and arrest reports. NIPRS data might not be fully comparable to the UCR.

³ DSS Children's Division reports do not encompass all reasons for removal but document adverse conditions present. Multiple conditions and factors are often considered when a child is placed out of the home. Only the parental substance use conditions are included in this profile.

HICKORY COUNTY



BIRTHS AND DEATHS

	2021	2020	2019
Resident Births	86	87	73
Resident Deaths (total)	199	161	146
COVID-19 Deaths	12	27	
Suicide	2	0	2
Homicide	0	0	1
Alcohol Induced Deaths	1	1	2
Drug Induced Deaths	3	0	3
Smoking Attributable Deaths	35	21	28

HOSPITAL AND EMERGENCY ROOM ¹

Principal Disorder

	2020	2019	2018
Alcohol Use: ER Treatment, then Discharged	16	13	14
Alcohol Use: ER Treatment, then Admitted	3	2	8
Alcohol Use: Admitted without ER Services	6	2	0
Drug Use: ER Treatment, then Discharged	5	7	9
Drug Use: ER Treatment, then Admitted	0	0	2
Drug Use: Admitted without ER Services	0	0	4
Mental: ER Treatment, then Discharged	70	68	62
Mental: ER Treatment, then Admitted	10	10	21
Mental: Admitted without ER Services	73	20	72

Secondary Disorder

Alcohol Use: ER Treatment, then Discharged	20	28	16
Alcohol Use: ER Treatment, then Admitted	8	8	17
Alcohol Use: Admitted without ER Services	36	17	13
Drug Use: ER Treatment, then Discharged	25	35	49
Drug Use: ER Treatment, then Admitted	10	12	20
Drug Use: Admitted without ER Services	43	30	27
Mental: ER Treatment, then Discharged	507	424	606
Mental: ER Treatment, then Admitted	61	23	196
Mental: Admitted without ER Services	221	115	151

IMPAIRED DRIVING

	2021	2020	2019
Alcohol Involved Fatal Crashes	1	0	1
Alcohol Involved Injury Crashes	2	2	2
Alcohol Involved Property Damage Crashes	5	1	1
Killed in Alcohol Involved Crashes	1	0	1
Injured in Alcohol Involved Crashes	5	2	4
Drug Involved Fatal Crashes	0	0	0
Drug Involved Injury Crashes	0	0	0
Drug Involved Property Damage Crashes	1	0	1
Killed in Drug Involved Crashes	0	0	0
Injured in Drug Involved Crashes	0	0	0

POLICE REPORTS ²

	2021	2020	2019
DUI Arrests, DWI Tracking System	23	20	23
Liquor Law Arrests	0	0	0
Drug Arrests	31	28	24
Violent Offenses	24	3	1
Domestic Violence Reports	31	11	9
Property Offenses	48	67	81

SCHOOL REPORTS

	2020-21	2019-20	2018-19
Enrollment Grades K-12	1,545	1,586	1,562
School Discipline Involving Alcohol	0	1	0
School Discipline Involving Drugs	0	5	9
School Discipline Involving Tobacco	0	0	0
Enrollment Grades 9-12	490	495	470
Dropouts	0	0	0

JUVENILE COURT REFERRALS

	2021	2020	2019
Child Abuse	0	4	8
Child Neglect	10	15	23
Child Custody Issues	8	1	1
Juvenile Violent Offenses	9	10	24
Juvenile Alcohol Offenses	1	0	1
Juvenile Drug Offenses	9	2	5
School Truancy	2	0	2
Absent from Home	4	3	3
Beyond Parental Control	0	5	1
Injurious Behavior	0	3	5

JUVENILE COURT PLACEMENTS ³

	2021	2020	2019
Total Out-of-Home Placements	9	2	6
Parental Alcohol Use Reported	1	1	0
Parental Drug Use Reported	1	1	2
Parental Alcohol and Drug Use Reported	1	0	0

CRIMINAL JUSTICE

	FY 2022	FY 2021	FY 2020
Drug Treatment Court Participants	0	0	0
Probation/Parole Admissions--Drug	18	30	24
Probation/Parole Admissions--DWI	2	0	2
Prison Admissions--Drug	9	7	15
Prison Admissions--DWI	1	0	0

DEMOGRAPHICS

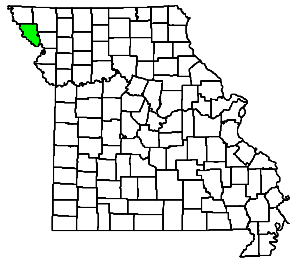
	2021	2020	2019
Population Estimate	8,607	8,303	9,544
Labor Force	3,963	3,879	3,842
Employed	3,805	3,683	3,681
Unemployed	158	196	161
Unemployment Rate	4.0%	5.1%	4.2%
Poverty Estimate, individuals of all ages	Unavailable	1,862	1,712
Poverty Estimate, children under age 18	Unavailable	444	528
Median Household Income	Unavailable	\$36,049	\$32,934

¹ Hospital counts for alcohol, drug, and mental disorders are based on ICD-10 diagnosis codes. Beginning with 2020 data, individuals are counted for each hospital encounter they have during the calendar year.

² In 2019 the National Incident Based Reporting System (NIPRS) replaced the Uniform Crime Reporting (UCR) system for Missouri crime and arrest reports. NIPRS data might not be fully comparable to the UCR.

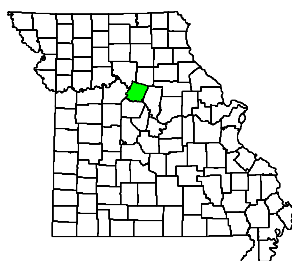
³ DSS Children's Division reports do not encompass all reasons for removal but document adverse conditions present. Multiple conditions and factors are often considered when a child is placed out of the home. Only the parental substance use conditions are included in this profile.

HOLT COUNTY



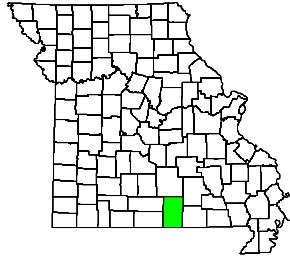
BIRTHS AND DEATHS	2021	2020	2019	SCHOOL REPORTS	2020-21	2019-20	2018-19
Resident Births	51	35	46	Enrollment Grades K-12	596	565	615
Resident Deaths (total)	83	72	59	School Discipline Involving Alcohol	0	0	0
COVID-19 Deaths	8	18		School Discipline Involving Drugs	0	0	0
Suicide	0	0	1	School Discipline Involving Tobacco	0	0	0
Homicide	0	0	0	Enrollment Grades 9-12	187	182	186
Alcohol Induced Deaths	1	0	0	Dropouts	0	0	0
Drug Induced Deaths	0	1	0	JUVENILE COURT REFERRALS			
Smoking Attributable Deaths	13	8	7	2021	2020	2019	
HOSPITAL AND EMERGENCY ROOM ¹				Child Abuse	6	1	3
Principal Disorder	2020	2019	2018	Child Neglect	11	8	28
Alcohol Use: ER Treatment, then Discharged	1	2	5	Child Custody Issues	2	0	0
Alcohol Use: ER Treatment, then Admitted	2	0	0	Juvenile Violent Offenses	2	2	0
Alcohol Use: Admitted without ER Services	0	1	0	Juvenile Alcohol Offenses	0	0	0
Drug Use: ER Treatment, then Discharged	5	6	7	Juvenile Drug Offenses	2	0	0
Drug Use: ER Treatment, then Admitted	2	1	4	School Truancy	5	4	18
Drug Use: Admitted without ER Services	0	0	1	Absent from Home	2	1	0
Mental: ER Treatment, then Discharged	30	32	26	Beyond Parental Control	11	25	8
Mental: ER Treatment, then Admitted	29	23	24	Injurious Behavior	3	2	11
Mental: Admitted without ER Services	16	6	13	JUVENILE COURT PLACEMENTS ³			
Secondary Disorder				2021	2020	2019	
Alcohol Use: ER Treatment, then Discharged	7	9	3	Total Out-of-Home Placements	4	4	13
Alcohol Use: ER Treatment, then Admitted	18	9	13	Parental Alcohol Use Reported	0	0	0
Alcohol Use: Admitted without ER Services	4	10	5	Parental Drug Use Reported	0	4	7
Drug Use: ER Treatment, then Discharged	25	23	13	Parental Alcohol and Drug Use Reported	0	0	0
Drug Use: ER Treatment, then Admitted	28	16	12	CRIMINAL JUSTICE			
Drug Use: Admitted without ER Services	7	7	5	FY 2022	FY 2021	FY 2020	
Mental: ER Treatment, then Discharged	135	104	149	Drug Treatment Court Participants	3	2	3
Mental: ER Treatment, then Admitted	121	55	130	Probation/Parole Admissions--Drug	16	8	12
Mental: Admitted without ER Services	57	37	66	Probation/Parole Admissions--DWI	3	2	4
IMPAIRED DRIVING	2021	2020	2019	Prison Admissions--Drug	4	4	7
Alcohol Involved Fatal Crashes	0	0	0	Prison Admissions--DWI	2	2	1
Alcohol Involved Injury Crashes	3	2	0	DEMOGRAPHICS			
Alcohol Involved Property Damage Crashes	4	2	1	2021	2020	2019	
Killed in Alcohol Involved Crashes	0	0	0	Population Estimate	4,226	4,186	4,403
Injured in Alcohol Involved Crashes	3	2	0	Labor Force	2,479	2,578	2,588
Drug Involved Fatal Crashes	0	0	0	Employed	2,406	2,491	2,515
Drug Involved Injury Crashes	0	1	0	Unemployed	73	87	73
Drug Involved Property Damage Crashes	1	0	0	Unemployment Rate	2.9%	3.4%	2.8%
Killed in Drug Involved Crashes	0	0	0	Poverty Estimate, individuals of all ages	Unavailable	501	508
Injured in Drug Involved Crashes	0	1	0	Poverty Estimate, children under age 18	Unavailable	145	150
				Median Household Income	Unavailable	\$49,531	\$47,429
POLICE REPORTS ²	2021	2020	2019	Footnotes:			
DUI Arrests, DWI Tracking System	35	24	24	1	Hospital counts for alcohol, drug, and mental disorders are based on ICD-10 diagnosis codes. Beginning with 2020 data, individuals are counted for each hospital encounter they have during the calendar year.		
Liquor Law Arrests	0	0	0	2	In 2019 the National Incident Based Reporting System (NIPRS) replaced the Uniform Crime Reporting (UCR) system for Missouri crime and arrest reports. NIPRS data might not be fully comparable to the UCR.		
Drug Arrests	4	0	8	3	DSS Children's Division reports do not encompass all reasons for removal but document adverse conditions present. Multiple conditions and factors are often considered when a child is placed out of the home. Only the parental substance use conditions are included in this profile.		
Violent Offenses	7	3	8				
Domestic Violence Reports	17	7	12				
Property Offenses	69	67	71				

HOWARD COUNTY



BIRTHS AND DEATHS	2021	2020	2019	SCHOOL REPORTS	2020-21	2019-20	2018-19
Resident Births	84	107	114	Enrollment Grades K-12	1,379	1,365	1,350
Resident Deaths (total)	143	109	106	School Discipline Involving Alcohol	0	0	0
COVID-19 Deaths	14	5		School Discipline Involving Drugs	0	7	0
Suicide	4	3	4	School Discipline Involving Tobacco	0	0	0
Homicide	1	0	0	Enrollment Grades 9-12	450	427	407
Alcohol Induced Deaths	4	1	4	Dropouts	0	0	0
Drug Induced Deaths	2	1	1	JUVENILE COURT REFERRALS			
Smoking Attributable Deaths	21	21	11	2021	2020	2019	
HOSPITAL AND EMERGENCY ROOM ¹				Child Abuse	17	27	32
Principal Disorder				Child Neglect	15	48	24
Alcohol Use: ER Treatment, then Discharged	11	7	4	Child Custody Issues	0	0	0
Alcohol Use: ER Treatment, then Admitted	6	8	4	Juvenile Violent Offenses	2	7	4
Alcohol Use: Admitted without ER Services	0	4	2	Juvenile Alcohol Offenses	0	0	0
Drug Use: ER Treatment, then Discharged	6	11	15	Juvenile Drug Offenses	1	7	0
Drug Use: ER Treatment, then Admitted	4	4	4	School Truancy	7	6	8
Drug Use: Admitted without ER Services	3	1	2	Absent from Home	4	4	6
Mental: ER Treatment, then Discharged	36	71	81	Beyond Parental Control	0	4	12
Mental: ER Treatment, then Admitted	52	29	74	Injurious Behavior	34	42	56
Mental: Admitted without ER Services	41	21	20	JUVENILE COURT PLACEMENTS ³			
Secondary Disorder				2021	2020	2019	
Alcohol Use: ER Treatment, then Discharged	15	6	13	Total Out-of-Home Placements	23	23	26
Alcohol Use: ER Treatment, then Admitted	24	16	20	Parental Alcohol Use Reported	0	0	0
Alcohol Use: Admitted without ER Services	9	8	6	Parental Drug Use Reported	11	7	8
Drug Use: ER Treatment, then Discharged	14	18	22	Parental Alcohol and Drug Use Reported	0	0	0
Drug Use: ER Treatment, then Admitted	53	28	25	CRIMINAL JUSTICE			
Drug Use: Admitted without ER Services	15	14	15	FY 2022	FY 2021	FY 2020	
Mental: ER Treatment, then Discharged	162	98	155	Drug Treatment Court Participants	0	18	0
Mental: ER Treatment, then Admitted	240	112	196	Probation/Parole Admissions--Drug	16	18	36
Mental: Admitted without ER Services	100	82	138	Probation/Parole Admissions--DWI	1	3	2
IMPAIRED DRIVING				Prison Admissions--Drug	13	16	11
Alcohol Involved Fatal Crashes	0	2	2	Prison Admissions--DWI	0	0	0
Alcohol Involved Injury Crashes	6	3	6	DEMOGRAPHICS			
Alcohol Involved Property Damage Crashes	4	6	2	2021	2020	2019	
Killed in Alcohol Involved Crashes	0	3	2	Population Estimate	10,168	10,144	10,001
Injured in Alcohol Involved Crashes	7	3	9	Labor Force	4,853	4,822	4,898
Drug Involved Fatal Crashes	0	2	0	Employed	4,696	4,622	4,746
Drug Involved Injury Crashes	0	2	0	Unemployed	157	200	152
Drug Involved Property Damage Crashes	0	2	1	Unemployment Rate	3.2%	4.1%	3.1%
Killed in Drug Involved Crashes	0	3	0	Poverty Estimate, individuals of all ages	Unavailable	1,181	1,205
Injured in Drug Involved Crashes	0	2	0	Poverty Estimate, children under age 18	Unavailable	335	386
POLICE REPORTS ²				Median Household Income	Unavailable	\$53,190	\$49,923
DUI Arrests, DWI Tracking System	26	26	17	Footnote 1: Hospital counts for alcohol, drug, and mental disorders are based on ICD-10 diagnosis codes. Beginning with 2020 data, individuals are counted for each hospital encounter they have during the calendar year.			
Liquor Law Arrests	0	0	9	Footnote 2: In 2019 the National Incident Based Reporting System (NIPRS) replaced the Uniform Crime Reporting (UCR) system for Missouri crime and arrest reports. NIPRS data might not be fully comparable to the UCR.			
Drug Arrests	2	15	20	Footnote 3: DSS Children's Division reports do not encompass all reasons for removal but document adverse conditions present. Multiple conditions and factors are often considered when a child is placed out of the home. Only the parental substance use conditions are included in this profile.			
Violent Offenses	49	25	23				
Domestic Violence Reports	30	35	37				
Property Offenses	52	60	55				

HOWELL COUNTY



BIRTHS AND DEATHS

	2021	2020	2019
Resident Births	447	475	465
Resident Deaths (total)	640	638	546
COVID-19 Deaths	84	80	
Suicide	8	9	12
Homicide	0	5	3
Alcohol Induced Deaths	10	11	5
Drug Induced Deaths	7	4	6
Smoking Attributable Deaths	84	101	96

SCHOOL REPORTS

	2020-21	2019-20	2018-19
Enrollment Grades K-12	6,338	6,510	6,504
School Discipline Involving Alcohol	0	3	0
School Discipline Involving Drugs	0	5	8
School Discipline Involving Tobacco	0	0	1
Enrollment Grades 9-12	1,859	1,820	1,822
Dropouts	21	5	0

HOSPITAL AND EMERGENCY ROOM ¹

Principal Disorder

	2020	2019	2018
Alcohol Use: ER Treatment, then Discharged	113	100	132
Alcohol Use: ER Treatment, then Admitted	9	14	22
Alcohol Use: Admitted without ER Services	92	38	95
Drug Use: ER Treatment, then Discharged	92	76	68
Drug Use: ER Treatment, then Admitted	7	7	4
Drug Use: Admitted without ER Services	55	65	105
Mental: ER Treatment, then Discharged	387	335	396
Mental: ER Treatment, then Admitted	44	19	50
Mental: Admitted without ER Services	583	369	638

Secondary Disorder

Alcohol Use: ER Treatment, then Discharged	92	106	118
Alcohol Use: ER Treatment, then Admitted	49	34	39
Alcohol Use: Admitted without ER Services	247	243	326
Drug Use: ER Treatment, then Discharged	114	149	174
Drug Use: ER Treatment, then Admitted	37	35	60
Drug Use: Admitted without ER Services	345	322	438
Mental: ER Treatment, then Discharged	610	535	1,698
Mental: ER Treatment, then Admitted	154	130	250
Mental: Admitted without ER Services	1,298	933	1,638

JUVENILE COURT REFERRALS

	2021	2020	2019
Child Abuse	14	14	9
Child Neglect	54	24	39
Child Custody Issues	59	98	95
Juvenile Violent Offenses	24	16	23
Juvenile Alcohol Offenses	0	3	5
Juvenile Drug Offenses	4	11	10
School Truancy	36	14	19
Absent from Home	41	22	21
Beyond Parental Control	20	28	34
Injurious Behavior	18	12	30

JUVENILE COURT PLACEMENTS ³

	2021	2020	2019
Total Out-of-Home Placements	64	53	74
Parental Alcohol Use Reported	4	0	1
Parental Drug Use Reported	28	24	34
Parental Alcohol and Drug Use Reported	4	0	5

CRIMINAL JUSTICE

	FY 2022	FY 2021	FY 2020
Drug Treatment Court Participants	22	0	27
Probation/Parole Admissions--Drug	160	92	115
Probation/Parole Admissions--DWI	15	8	13
Prison Admissions--Drug	35	19	27
Prison Admissions--DWI	3	2	2

IMPAIRED DRIVING

	2021	2020	2019
Alcohol Involved Fatal Crashes	1	1	0
Alcohol Involved Injury Crashes	20	19	18
Alcohol Involved Property Damage Crashes	12	17	19
Killed in Alcohol Involved Crashes	1	1	0
Injured in Alcohol Involved Crashes	38	21	21
Drug Involved Fatal Crashes	1	0	0
Drug Involved Injury Crashes	4	4	2
Drug Involved Property Damage Crashes	7	5	3
Killed in Drug Involved Crashes	1	0	0
Injured in Drug Involved Crashes	6	8	2

DEMOGRAPHICS

	2021	2020	2019
Population Estimate	39,975	39,750	40,117
Labor Force	16,165	16,201	16,541
Employed	15,387	15,118	15,870
Unemployed	778	1,083	671
Unemployment Rate	4.8%	6.7%	4.1%
Poverty Estimate, individuals of all ages	Unavailable	7,285	8,213
Poverty Estimate, children under age 18	Unavailable	2,339	2,780
Median Household Income	Unavailable	\$45,808	\$40,177

POLICE REPORTS ²

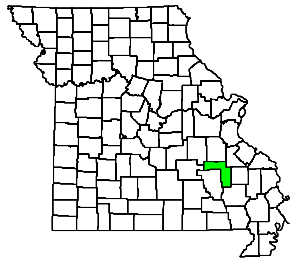
	2021	2020	2019
DUI Arrests, DWI Tracking System	146	156	155
Liquor Law Arrests	9	1	9
Drug Arrests	99	169	226
Violent Offenses	154	146	136
Domestic Violence Reports	340	318	269
Property Offenses	848	1,122	1,219

¹ Hospital counts for alcohol, drug, and mental disorders are based on ICD-10 diagnosis codes. Beginning with 2020 data, individuals are counted for each hospital encounter they have during the calendar year.

² In 2019 the National Incident Based Reporting System (NIPRS) replaced the Uniform Crime Reporting (UCR) system for Missouri crime and arrest reports. NIPRS data might not be fully comparable to the UCR.

³ DSS Children's Division reports do not encompass all reasons for removal but document adverse conditions present. Multiple conditions and factors are often considered when a child is placed out of the home. Only the parental substance use conditions are included in this profile.

IRON COUNTY



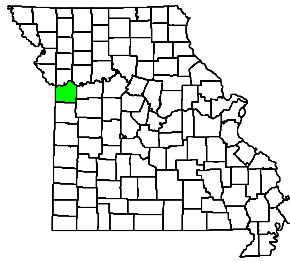
BIRTHS AND DEATHS	2021	2020	2019	SCHOOL REPORTS	2020-21	2019-20	2018-19
Resident Births	91	93	107	Enrollment Grades K-12	1,643	1,622	1,719
Resident Deaths (total)	189	185	157	School Discipline Involving Alcohol	0	0	0
COVID-19 Deaths	19	12		School Discipline Involving Drugs	0	5	3
Suicide	8	1	1	School Discipline Involving Tobacco	0	0	0
Homicide	0	1	0	Enrollment Grades 9-12	531	487	522
Alcohol Induced Deaths	0	2	1	Dropouts	0	0	0
Drug Induced Deaths	2	3	3	JUVENILE COURT REFERRALS			
Smoking Attributable Deaths	35	25	28	2021	2020	2019	
HOSPITAL AND EMERGENCY ROOM ¹				Child Abuse	0	0	3
Principal Disorder				Child Neglect	21	17	8
Alcohol Use: ER Treatment, then Discharged	25	17	27	Child Custody Issues	0	0	0
Alcohol Use: ER Treatment, then Admitted	3	0	2	Juvenile Violent Offenses	0	0	2
Alcohol Use: Admitted without ER Services	6	2	4	Juvenile Alcohol Offenses	0	0	0
Drug Use: ER Treatment, then Discharged	31	23	22	Juvenile Drug Offenses	0	0	0
Drug Use: ER Treatment, then Admitted	2	0	1	School Truancy	0	37	53
Drug Use: Admitted without ER Services	6	8	7	Absent from Home	0	0	0
Mental: ER Treatment, then Discharged	152	118	162	Beyond Parental Control	2	7	12
Mental: ER Treatment, then Admitted	18	25	44	Injurious Behavior	0	6	10
Mental: Admitted without ER Services	118	48	145	JUVENILE COURT PLACEMENTS ³			
Secondary Disorder				2021	2020	2019	
Alcohol Use: ER Treatment, then Discharged	35	48	49	Total Out-of-Home Placements	36	21	14
Alcohol Use: ER Treatment, then Admitted	25	18	33	Parental Alcohol Use Reported	0	0	0
Alcohol Use: Admitted without ER Services	29	23	45	Parental Drug Use Reported	24	7	5
Drug Use: ER Treatment, then Discharged	108	95	83	Parental Alcohol and Drug Use Reported	0	0	0
Drug Use: ER Treatment, then Admitted	27	34	32	CRIMINAL JUSTICE			
Drug Use: Admitted without ER Services	62	38	64	FY 2022	FY 2021	FY 2020	
Mental: ER Treatment, then Discharged	510	435	689	Drug Treatment Court Participants	24	23	27
Mental: ER Treatment, then Admitted	169	109	215	Probation/Parole Admissions--Drug	38	34	26
Mental: Admitted without ER Services	295	191	408	Probation/Parole Admissions--DWI	3	0	3
IMPAIRED DRIVING				2021	2020	2019	
Alcohol Involved Fatal Crashes	0	0	0	Population Estimate	9,408	9,515	10,125
Alcohol Involved Injury Crashes	4	4	2	Labor Force	3,491	3,500	3,534
Alcohol Involved Property Damage Crashes	7	3	2	Employed	3,289	3,254	3,365
Killed in Alcohol Involved Crashes	0	0	0	Unemployed	202	246	169
Injured in Alcohol Involved Crashes	5	6	2	Unemployment Rate	5.8%	7.0%	4.8%
Drug Involved Fatal Crashes	0	0	0	Poverty Estimate, individuals of all ages	Unavailable	1,913	2,046
Drug Involved Injury Crashes	0	1	1	Poverty Estimate, children under age 18	Unavailable	575	630
Drug Involved Property Damage Crashes	0	1	0	Median Household Income	Unavailable	\$41,744	\$39,292
Killed in Drug Involved Crashes	0	0	0	DEMOGRAPHICS			
Injured in Drug Involved Crashes	0	1	1	2021	2020	2019	
POLICE REPORTS ²				Population Estimate	9,408	9,515	10,125
DUI Arrests, DWI Tracking System	19	24	19	Labor Force	3,491	3,500	3,534
Liquor Law Arrests	0	0	0	Employed	3,289	3,254	3,365
Drug Arrests	16	10	16	Unemployed	202	246	169
Violent Offenses	22	16	9	Unemployment Rate	5.8%	7.0%	4.8%
Domestic Violence Reports	20	35	64	Poverty Estimate, individuals of all ages	Unavailable	1,913	2,046
Property Offenses	51	96	103	Poverty Estimate, children under age 18	Unavailable	575	630
				Median Household Income	Unavailable	\$41,744	\$39,292

¹ Hospital counts for alcohol, drug, and mental disorders are based on ICD-10 diagnosis codes. Beginning with 2020 data, individuals are counted for each hospital encounter they have during the calendar year.

² In 2019 the National Incident Based Reporting System (NIPRS) replaced the Uniform Crime Reporting (UCR) system for Missouri crime and arrest reports. NIPRS data might not be fully comparable to the UCR.

³ DSS Children's Division reports do not encompass all reasons for removal but document adverse conditions present. Multiple conditions and factors are often considered when a child is placed out of the home. Only the parental substance use conditions are included in this profile.

JACKSON COUNTY



BIRTHS AND DEATHS

	2021	2020	2019
Resident Births	8,348	8,789	8,850
Resident Deaths (total)	7,850	7,537	6,467
COVID-19 Deaths	866	514	
Suicide	161	137	141
Homicide	186	178	160
Alcohol Induced Deaths	143	149	94
Drug Induced Deaths	253	181	153
Smoking Attributable Deaths	947	967	920

HOSPITAL AND EMERGENCY ROOM ¹

Principal Disorder

	2020	2019	2018
Alcohol Use: ER Treatment, then Discharged	4,501	2,848	4,210
Alcohol Use: ER Treatment, then Admitted	494	320	560
Alcohol Use: Admitted without ER Services	1,252	730	1,248
Drug Use: ER Treatment, then Discharged	3,100	2,603	2,362
Drug Use: ER Treatment, then Admitted	99	106	191
Drug Use: Admitted without ER Services	741	579	703
Mental: ER Treatment, then Discharged	8,320	5,396	6,419
Mental: ER Treatment, then Admitted	267	240	709
Mental: Admitted without ER Services	7,685	5,101	7,931

Secondary Disorder

Alcohol Use: ER Treatment, then Discharged	2,833	2,717	3,070
Alcohol Use: ER Treatment, then Admitted	1,632	1,322	2,247
Alcohol Use: Admitted without ER Services	3,926	2,959	3,548
Drug Use: ER Treatment, then Discharged	4,379	3,495	3,665
Drug Use: ER Treatment, then Admitted	2,552	2,260	2,880
Drug Use: Admitted without ER Services	7,007	5,372	6,128
Mental: ER Treatment, then Discharged	15,800	13,896	18,534
Mental: ER Treatment, then Admitted	8,754	5,600	13,604
Mental: Admitted without ER Services	16,386	11,326	17,882

IMPAIRED DRIVING

	2021	2020	2019
Alcohol Involved Fatal Crashes	10	26	7
Alcohol Involved Injury Crashes	337	304	288
Alcohol Involved Property Damage Crashes	456	440	401
Killed in Alcohol Involved Crashes	11	29	7
Injured in Alcohol Involved Crashes	480	468	444
Drug Involved Fatal Crashes	3	12	1
Drug Involved Injury Crashes	117	109	97
Drug Involved Property Damage Crashes	97	102	67
Killed in Drug Involved Crashes	3	14	1
Injured in Drug Involved Crashes	171	180	172

POLICE REPORTS ²

	2021	2020	2019
DUI Arrests, DWI Tracking System	2,330	1,787	2,375
Liquor Law Arrests	126	116	222
Drug Arrests	1,588	1,892	2,790
Violent Offenses	8,939	9,543	8,705
Domestic Violence Reports	7,752	6,415	16,535
Property Offenses	30,960	32,876	31,291

SCHOOL REPORTS

	2020-21	2019-20	2018-19
Enrollment Grades K-12	102,728	105,355	105,538
School Discipline Involving Alcohol	0	36	36
School Discipline Involving Drugs	59	255	246
School Discipline Involving Tobacco	15	18	79
Enrollment Grades 9-12	30,519	30,105	29,921
Dropouts	579	594	873

JUVENILE COURT REFERRALS

	2021	2020	2019
Child Abuse	257	285	509
Child Neglect	827	874	924
Child Custody Issues	191	259	401
Juvenile Violent Offenses	377	305	399
Juvenile Alcohol Offenses	2	1	4
Juvenile Drug Offenses	63	28	67
School Truancy	10	0	2
Absent from Home	39	31	33
Beyond Parental Control	2	4	2
Injurious Behavior	26	14	23

JUVENILE COURT PLACEMENTS ³

	2021	2020	2019
Total Out-of-Home Placements	681	750	877
Parental Alcohol Use Reported	20	17	18
Parental Drug Use Reported	340	321	320
Parental Alcohol and Drug Use Reported	10	16	24

CRIMINAL JUSTICE

	FY 2022	FY 2021	FY 2020
Drug Treatment Court Participants	1,534	1,615	1,629
Probation/Parole Admissions--Drug	248	358	529
Probation/Parole Admissions--DWI	56	73	106
Prison Admissions--Drug	46	41	59
Prison Admissions--DWI	16	17	16

DEMOGRAPHICS

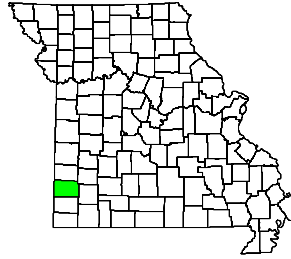
	2021	2020	2019
Population Estimate	716,862	717,243	703,011
Labor Force	359,763	360,213	363,539
Employed	340,103	334,471	350,008
Unemployed	19,660	25,742	13,531
Unemployment Rate	5.5%	7.1%	3.7%
Poverty Estimate, individuals of all ages	Unavailable	86,479	94,823
Poverty Estimate, children under age 18	Unavailable	26,612	31,367
Median Household Income	Unavailable	\$56,398	\$57,907

¹ Hospital counts for alcohol, drug, and mental disorders are based on ICD-10 diagnosis codes. Beginning with 2020 data, individuals are counted for each hospital encounter they have during the calendar year.

² In 2019 the National Incident Based Reporting System (NIPRS) replaced the Uniform Crime Reporting (UCR) system for Missouri crime and arrest reports. NIPRS data might not be fully comparable to the UCR.

³ DSS Children's Division reports do not encompass all reasons for removal but document adverse conditions present. Multiple conditions and factors are often considered when a child is placed out of the home. Only the parental substance use conditions are included in this profile.

JASPER COUNTY



BIRTHS AND DEATHS

	2021	2020	2019
Resident Births	1,566	1,519	1,539
Resident Deaths (total)	1,543	1,506	1,238
COVID-19 Deaths	214	175	
Suicide	20	20	20
Homicide	7	11	4
Alcohol Induced Deaths	18	10	15
Drug Induced Deaths	26	25	14
Smoking Attributable Deaths	223	239	232

HOSPITAL AND EMERGENCY ROOM ¹

Principal Disorder

	2020	2019	2018
Alcohol Use: ER Treatment, then Discharged	501	356	464
Alcohol Use: ER Treatment, then Admitted	300	195	289
Alcohol Use: Admitted without ER Services	90	65	72
Drug Use: ER Treatment, then Discharged	470	363	419
Drug Use: ER Treatment, then Admitted	307	232	237
Drug Use: Admitted without ER Services	100	82	85
Mental: ER Treatment, then Discharged	797	761	804
Mental: ER Treatment, then Admitted	1,013	765	1,160
Mental: Admitted without ER Services	803	599	931

Secondary Disorder

Alcohol Use: ER Treatment, then Discharged	274	239	272
Alcohol Use: ER Treatment, then Admitted	682	493	687
Alcohol Use: Admitted without ER Services	316	229	276
Drug Use: ER Treatment, then Discharged	472	458	410
Drug Use: ER Treatment, then Admitted	1,080	686	840
Drug Use: Admitted without ER Services	520	377	409
Mental: ER Treatment, then Discharged	3,462	2,371	2,415
Mental: ER Treatment, then Admitted	2,894	1,979	3,777
Mental: Admitted without ER Services	1,905	1,344	2,494

IMPAIRED DRIVING

	2021	2020	2019
Alcohol Involved Fatal Crashes	3	3	0
Alcohol Involved Injury Crashes	28	41	25
Alcohol Involved Property Damage Crashes	71	63	56
Killed in Alcohol Involved Crashes	3	3	0
Injured in Alcohol Involved Crashes	44	53	31
Drug Involved Fatal Crashes	4	1	2
Drug Involved Injury Crashes	14	13	10
Drug Involved Property Damage Crashes	22	22	13
Killed in Drug Involved Crashes	5	1	2
Injured in Drug Involved Crashes	27	18	15

POLICE REPORTS ²

	2021	2020	2019
DUI Arrests, DWI Tracking System	772	739	705
Liquor Law Arrests	18	4	28
Drug Arrests	314	417	509
Violent Offenses	459	520	478
Domestic Violence Reports	877	1,443	2,599
Property Offenses	5,208	4,900	5,563

SCHOOL REPORTS

	2020-21	2019-20	2018-19
Enrollment Grades K-12	21,227	21,553	21,298
School Discipline Involving Alcohol	0	5	17
School Discipline Involving Drugs		56	42
School Discipline Involving Tobacco	0	2	0
Enrollment Grades 9-12	6,455	6,374	6,288
Dropouts	250	125	124

JUVENILE COURT REFERRALS

	2021	2020	2019
Child Abuse	15	13	36
Child Neglect	202	201	269
Child Custody Issues	1	2	5
Juvenile Violent Offenses	73	37	120
Juvenile Alcohol Offenses	0	1	10
Juvenile Drug Offenses	19	16	49
School Truancy	0	4	36
Absent from Home	6	3	59
Beyond Parental Control	11	6	23
Injurious Behavior	23	29	104

JUVENILE COURT PLACEMENTS ³

	2021	2020	2019
Total Out-of-Home Placements	209	225	298
Parental Alcohol Use Reported	13	14	12
Parental Drug Use Reported	111	120	144
Parental Alcohol and Drug Use Reported	8	1	9

CRIMINAL JUSTICE

	FY 2022	FY 2021	FY 2020
Drug Treatment Court Participants	191	151	152
Probation/Parole Admissions--Drug	188	132	152
Probation/Parole Admissions--DWI	43	35	42
Prison Admissions--Drug	43	41	55
Prison Admissions--DWI	8	10	9

DEMOGRAPHICS

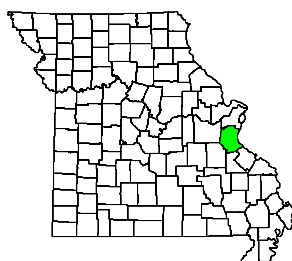
	2021	2020	2019
Population Estimate	123,155	122,766	121,328
Labor Force	56,953	56,154	57,304
Employed	54,820	52,968	55,590
Unemployed	2,133	3,186	1,714
Unemployment Rate	3.7%	5.7%	3.0%
Poverty Estimate, individuals of all ages	Unavailable	18,117	22,258
Poverty Estimate, children under age 18	Unavailable	5,482	7,719
Median Household Income	Unavailable	\$51,329	\$46,021

¹ Hospital counts for alcohol, drug, and mental disorders are based on ICD-10 diagnosis codes. Beginning with 2020 data, individuals are counted for each hospital encounter they have during the calendar year.

² In 2019 the National Incident Based Reporting System (NIPRS) replaced the Uniform Crime Reporting (UCR) system for Missouri crime and arrest reports. NIPRS data might not be fully comparable to the UCR.

³ DSS Children's Division reports do not encompass all reasons for removal but document adverse conditions present. Multiple conditions and factors are often considered when a child is placed out of the home. Only the parental substance use conditions are included in this profile.

JEFFERSON COUNTY



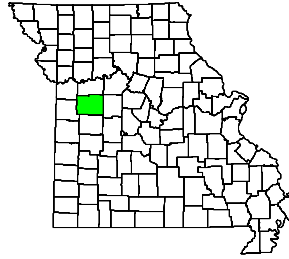
BIRTHS AND DEATHS	2021	2020	2019	SCHOOL REPORTS	2020-21	2019-20	2018-19
Resident Births	2,414	2,387	2,507	Enrollment Grades K-12	32,598	33,217	33,336
Resident Deaths (total)	2,527	2,469	2,175	School Discipline Involving Alcohol	0	13	35
COVID-19 Deaths	268	200		School Discipline Involving Drugs	46	81	146
Suicide	50	65	55	School Discipline Involving Tobacco	0	0	2
Homicide	13	9	11	Enrollment Grades 9-12	10,456	10,283	10,256
Alcohol Induced Deaths	32	35	24	Dropouts	217	113	158
Drug Induced Deaths	129	115	103	JUVENILE COURT REFERRALS	2021	2020	2019
Smoking Attributable Deaths	375	370	371	Child Abuse	100	110	99
				Child Neglect	198	212	227
HOSPITAL AND EMERGENCY ROOM ¹	2020	2019	2018	Child Custody Issues	68	88	77
Principal Disorder				Juvenile Violent Offenses	252	204	277
Alcohol Use: ER Treatment, then Discharged	390	278	400	Juvenile Alcohol Offenses	21	14	32
Alcohol Use: ER Treatment, then Admitted	147	81	147	Juvenile Drug Offenses	53	36	85
Alcohol Use: Admitted without ER Services	65	58	79	School Truancy	140	95	136
Drug Use: ER Treatment, then Discharged	418	467	632	Absent from Home	105	88	121
Drug Use: ER Treatment, then Admitted	87	94	99	Beyond Parental Control	60	67	108
Drug Use: Admitted without ER Services	88	111	131	Injurious Behavior	84	61	134
Mental: ER Treatment, then Discharged	1,609	1,531	1,861	JUVENILE COURT PLACEMENTS ³	2021	2020	2019
Mental: ER Treatment, then Admitted	1,756	1,181	2,069	Total Out-of-Home Placements	234	278	266
Mental: Admitted without ER Services	753	440	780	Parental Alcohol Use Reported	7	2	7
Secondary Disorder				Parental Drug Use Reported	142	168	162
Alcohol Use: ER Treatment, then Discharged	354	255	352	Parental Alcohol and Drug Use Reported	5	13	9
Alcohol Use: ER Treatment, then Admitted	1,040	760	946	CRIMINAL JUSTICE	FY 2022	FY 2021	FY 2020
Alcohol Use: Admitted without ER Services	253	231	266	Drug Treatment Court Participants	65	60	67
Drug Use: ER Treatment, then Discharged	608	642	759	Probation/Parole Admissions--Drug	628	493	550
Drug Use: ER Treatment, then Admitted	1,426	1,050	1,631	Probation/Parole Admissions--DWI	67	56	87
Drug Use: Admitted without ER Services	567	507	598	Prison Admissions--Drug	177	167	178
Mental: ER Treatment, then Discharged	2,541	2,026	7,292	Prison Admissions--DWI	14	10	13
Mental: ER Treatment, then Admitted	5,188	3,744	6,493	DEMOGRAPHICS	2021	2020	2019
Mental: Admitted without ER Services	2,133	1,919	2,841	Population Estimate	227,771	226,929	225,081
IMPAIRED DRIVING	2021	2020	2019	Labor Force	117,556	116,774	118,177
Alcohol Involved Fatal Crashes	10	8	8	Employed	112,790	109,655	114,498
Alcohol Involved Injury Crashes	59	73	63	Unemployed	4,766	7,119	3,679
Alcohol Involved Property Damage Crashes	121	110	113	Unemployment Rate	4.1%	6.1%	3.1%
Killed in Alcohol Involved Crashes	12	8	8	Poverty Estimate, individuals of all ages	Unavailable	19,991	18,767
Injured in Alcohol Involved Crashes	82	106	99	Poverty Estimate, children under age 18	Unavailable	5,357	5,679
Drug Involved Fatal Crashes	7	9	12	Median Household Income	Unavailable	\$67,191	\$68,779
Drug Involved Injury Crashes	24	30	26	POLICE REPORTS ²	2021	2020	2019
Drug Involved Property Damage Crashes	33	38	47	DUI Arrests, DWI Tracking System	800	684	766
Killed in Drug Involved Crashes	7	10	12	Liquor Law Arrests	35	14	83
Injured in Drug Involved Crashes	39	51	43	Drug Arrests	611	707	1,138
				Violent Offenses	680	726	583
				Domestic Violence Reports	1,155	1,451	1,287
				Property Offenses	3,047	3,787	4,279

¹ Hospital counts for alcohol, drug, and mental disorders are based on ICD-10 diagnosis codes. Beginning with 2020 data, individuals are counted for each hospital encounter they have during the calendar year.

² In 2019 the National Incident Based Reporting System (NIPRS) replaced the Uniform Crime Reporting (UCR) system for Missouri crime and arrest reports. NIPRS data might not be fully comparable to the UCR.

³ DSS Children's Division reports do not encompass all reasons for removal but document adverse conditions present. Multiple conditions and factors are often considered when a child is placed out of the home. Only the parental substance use conditions are included in this profile.

JOHNSON COUNTY



BIRTHS AND DEATHS

	2021	2020	2019
Resident Births	706	664	690
Resident Deaths (total)	562	494	420
COVID-19 Deaths	57	46	
Suicide	15	5	8
Homicide	2	7	0
Alcohol Induced Deaths	5	2	1
Drug Induced Deaths	11	4	4
Smoking Attributable Deaths	76	65	68

HOSPITAL AND EMERGENCY ROOM ¹

Principal Disorder

	2020	2019	2018
Alcohol Use: ER Treatment, then Discharged	106	79	193
Alcohol Use: ER Treatment, then Admitted	15	11	17
Alcohol Use: Admitted without ER Services	39	34	42
Drug Use: ER Treatment, then Discharged	61	67	76
Drug Use: ER Treatment, then Admitted	3	4	1
Drug Use: Admitted without ER Services	6	9	13
Mental: ER Treatment, then Discharged	410	389	544
Mental: ER Treatment, then Admitted	9	11	27
Mental: Admitted without ER Services	329	229	474

Secondary Disorder

Alcohol Use: ER Treatment, then Discharged	158	160	144
Alcohol Use: ER Treatment, then Admitted	40	33	43
Alcohol Use: Admitted without ER Services	174	111	173
Drug Use: ER Treatment, then Discharged	169	153	121
Drug Use: ER Treatment, then Admitted	52	64	58
Drug Use: Admitted without ER Services	211	176	224
Mental: ER Treatment, then Discharged	716	655	783
Mental: ER Treatment, then Admitted	244	155	272
Mental: Admitted without ER Services	1,051	778	1,355

IMPAIRED DRIVING

	2021	2020	2019
Alcohol Involved Fatal Crashes	1	0	0
Alcohol Involved Injury Crashes	19	25	18
Alcohol Involved Property Damage Crashes	29	33	31
Killed in Alcohol Involved Crashes	1	0	0
Injured in Alcohol Involved Crashes	21	26	28
Drug Involved Fatal Crashes	0	1	0
Drug Involved Injury Crashes	5	10	2
Drug Involved Property Damage Crashes	5	6	7
Killed in Drug Involved Crashes	0	1	0
Injured in Drug Involved Crashes	9	12	2

POLICE REPORTS ²

	2021	2020	2019
DUI Arrests, DWI Tracking System	212	177	202
Liquor Law Arrests	87	55	72
Drug Arrests	232	164	260
Violent Offenses	94	94	88
Domestic Violence Reports	210	245	447
Property Offenses	829	953	1,067

SCHOOL REPORTS

	2020-21	2019-20	2018-19
Enrollment Grades K-12	7,195	7,391	7,334
School Discipline Involving Alcohol	0	0	2
School Discipline Involving Drugs	7	11	11
School Discipline Involving Tobacco	0	1	1
Enrollment Grades 9-12	2,140	2,134	2,131
Dropouts	30	17	12

JUVENILE COURT REFERRALS

	2021	2020	2019
Child Abuse	4	3	9
Child Neglect	82	120	98
Child Custody Issues	37	14	8
Juvenile Violent Offenses	53	28	48
Juvenile Alcohol Offenses	2	1	3
Juvenile Drug Offenses	14	10	13
School Truancy	29	29	40
Absent from Home	18	10	14
Beyond Parental Control	32	23	13
Injurious Behavior	71	87	75

JUVENILE COURT PLACEMENTS ³

	2021	2020	2019
Total Out-of-Home Placements	36	61	67
Parental Alcohol Use Reported	2	2	0
Parental Drug Use Reported	17	17	26
Parental Alcohol and Drug Use Reported	1	0	0

CRIMINAL JUSTICE

	FY 2022	FY 2021	FY 2020
Drug Treatment Court Participants	78	68	37
Probation/Parole Admissions--Drug	58	87	79
Probation/Parole Admissions--DWI	12	2	8
Prison Admissions--Drug	26	26	26
Prison Admissions--DWI	3	1	0

DEMOGRAPHICS

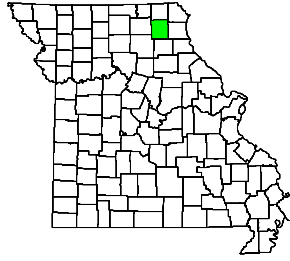
	2021	2020	2019
Population Estimate	54,150	54,002	54,062
Labor Force	23,074	23,108	23,105
Employed	22,060	21,796	22,247
Unemployed	1,014	1,312	858
Unemployment Rate	4.4%	5.7%	3.7%
Poverty Estimate, individuals of all ages	Unavailable	5,453	5,724
Poverty Estimate, children under age 18	Unavailable	1,422	1,368
Median Household Income	Unavailable	\$58,373	\$58,396

¹ Hospital counts for alcohol, drug, and mental disorders are based on ICD-10 diagnosis codes. Beginning with 2020 data, individuals are counted for each hospital encounter they have during the calendar year.

² In 2019 the National Incident Based Reporting System (NIPRS) replaced the Uniform Crime Reporting (UCR) system for Missouri crime and arrest reports. NIPRS data might not be fully comparable to the UCR.

³ DSS Children's Division reports do not encompass all reasons for removal but document adverse conditions present. Multiple conditions and factors are often considered when a child is placed out of the home. Only the parental substance use conditions are included in this profile.

KNOX COUNTY



BIRTHS AND DEATHS

	2021	2020	2019
Resident Births	43	45	61
Resident Deaths (total)	67	49	39
COVID-19 Deaths	8	4	
Suicide	0	1	0
Homicide	0	0	0
Alcohol Induced Deaths	0	1	0
Drug Induced Deaths	2	0	1
Smoking Attributable Deaths	9	7	7

SCHOOL REPORTS

	2020-21	2019-20	2018-19
Enrollment Grades K-12	7,195	418	445
School Discipline Involving Alcohol	0	0	0
School Discipline Involving Drugs	0	0	0
School Discipline Involving Tobacco	0	1	0
Enrollment Grades 9-12	132	137	142
Dropouts	0	0	0

HOSPITAL AND EMERGENCY ROOM ¹

Principal Disorder

	2020	2019	2018
Alcohol Use: ER Treatment, then Discharged	3	1	1
Alcohol Use: ER Treatment, then Admitted	0	0	0
Alcohol Use: Admitted without ER Services	0	1	2
Drug Use: ER Treatment, then Discharged	4	1	0
Drug Use: ER Treatment, then Admitted	0	0	0
Drug Use: Admitted without ER Services	0	0	0
Mental: ER Treatment, then Discharged	20	18	18
Mental: ER Treatment, then Admitted	7	5	5
Mental: Admitted without ER Services	9	6	19

Secondary Disorder

	2020	2019	2018
Alcohol Use: ER Treatment, then Discharged	3	3	2
Alcohol Use: ER Treatment, then Admitted	2	1	6
Alcohol Use: Admitted without ER Services	5	4	15
Drug Use: ER Treatment, then Discharged	6	1	0
Drug Use: ER Treatment, then Admitted	4	4	8
Drug Use: Admitted without ER Services	29	4	13
Mental: ER Treatment, then Discharged	85	67	80
Mental: ER Treatment, then Admitted	15	9	17
Mental: Admitted without ER Services	100	48	116

JUVENILE COURT REFERRALS

	2021	2020	2019
Child Abuse	1	0	0
Child Neglect	24	7	13
Child Custody Issues	0	0	0
Juvenile Violent Offenses	0	0	0
Juvenile Alcohol Offenses	0	0	1
Juvenile Drug Offenses	1	0	0
School Truancy	3	13	4
Absent from Home	1	0	3
Beyond Parental Control	0	0	3
Injurious Behavior	3	4	3

JUVENILE COURT PLACEMENTS ³

	2021	2020	2019
Total Out-of-Home Placements	22	6	8
Parental Alcohol Use Reported	0	0	0
Parental Drug Use Reported	10	4	7
Parental Alcohol and Drug Use Reported	0	0	1

CRIMINAL JUSTICE

	FY 2022	FY 2021	FY 2020
Drug Treatment Court Participants	0	0	0
Probation/Parole Admissions--Drug	5	5	3
Probation/Parole Admissions--DWI	1	0	0
Prison Admissions--Drug	1	1	3
Prison Admissions--DWI	0	0	0

IMPAIRED DRIVING

	2021	2020	2019
Alcohol Involved Fatal Crashes	0	0	0
Alcohol Involved Injury Crashes	2	3	2
Alcohol Involved Property Damage Crashes	0	1	1
Killed in Alcohol Involved Crashes	0	0	0
Injured in Alcohol Involved Crashes	2	4	2
Drug Involved Fatal Crashes	0	0	0
Drug Involved Injury Crashes	1	0	0
Drug Involved Property Damage Crashes	0	2	0
Killed in Drug Involved Crashes	0	0	0
Injured in Drug Involved Crashes	1	0	0

DEMOGRAPHICS

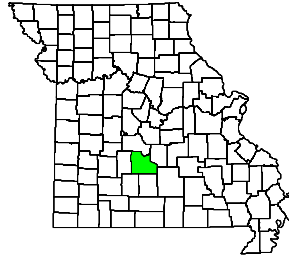
	2021	2020	2019
Population Estimate	3,808	3,732	3,959
Labor Force	1,729	1,757	1,772
Employed	1,676	1,686	1,720
Unemployed	53	71	52
Unemployment Rate	3.1%	4.0%	2.9%
Poverty Estimate, individuals of all ages	Unavailable	548	645
Poverty Estimate, children under age 18	Unavailable	271	252
Median Household Income	Unavailable	\$41,838	\$41,755

POLICE REPORTS ²

	2021	2020	2019
DUI Arrests, DWI Tracking System	4	6	5
Liquor Law Arrests	0	0	0
Drug Arrests	0	7	20
Violent Offenses	0	2	2
Domestic Violence Reports	0	2	4
Property Offenses	0	17	20

1	Hospital counts for alcohol, drug, and mental disorders are based on ICD-10 diagnosis codes. Beginning with 2020 data, individuals are counted for each hospital encounter they have during the calendar year.
2	In 2019 the National Incident Based Reporting System (NIPRS) replaced the Uniform Crime Reporting (UCR) system for Missouri crime and arrest reports. NIPRS data might not be fully comparable to the UCR.
3	DSS Children's Division reports do not encompass all reasons for removal but document adverse conditions present. Multiple conditions and factors are often considered when a child is placed out of the home. Only the parental substance use conditions are included in this profile.

LACLEDE COUNTY



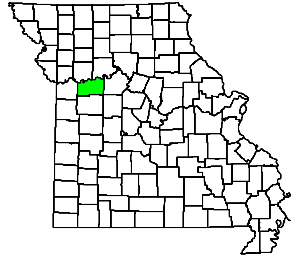
BIRTHS AND DEATHS	2021	2020	2019	SCHOOL REPORTS	2020-21	2019-20	2018-19
Resident Births	482	437	494	Enrollment Grades K-12	5,425	5,474	5,541
Resident Deaths (total)	564	496	462	School Discipline Involving Alcohol	0	2	12
COVID-19 Deaths	74	52		School Discipline Involving Drugs	18	21	21
Suicide	12	11	7	School Discipline Involving Tobacco	0	0	0
Homicide	3	5	0	Enrollment Grades 9-12	1,677	1,631	1,638
Alcohol Induced Deaths	6	3	3	Dropouts	27	7	37
Drug Induced Deaths	10	12	10				
Smoking Attributable Deaths	80	95	83				
				JUVENILE COURT REFERRALS	2021	2020	2019
				Child Abuse	33	23	26
				Child Neglect	81	171	103
				Child Custody Issues	120	105	76
				Juvenile Violent Offenses	30	17	19
				Juvenile Alcohol Offenses	3	1	3
				Juvenile Drug Offenses	9	5	4
				School Truancy	57	49	41
				Absent from Home	4	0	2
				Beyond Parental Control	3	1	1
				Injurious Behavior	81	37	34
				JUVENILE COURT PLACEMENTS ³	2021	2020	2019
				Total Out-of-Home Placements	63	63	45
				Parental Alcohol Use Reported	0	0	1
				Parental Drug Use Reported	30	24	22
				Parental Alcohol and Drug Use Reported	0	13	1
				CRIMINAL JUSTICE	FY 2022	FY 2021	FY 2020
				Drug Treatment Court Participants	4	3	0
				Probation/Parole Admissions--Drug	167	139	196
				Probation/Parole Admissions--DWI	7	10	17
				Prison Admissions--Drug	81	74	94
				Prison Admissions--DWI	0	6	2
				DEMOGRAPHICS	2021	2020	2019
				Population Estimate	36,133	36,024	35,723
				Labor Force	16,514	16,731	17,386
				Employed	15,802	15,343	16,190
				Unemployed	712	1,388	1,196
				Unemployment Rate	4.3%	8.3%	6.9%
				Poverty Estimate, individuals of all ages	Unavailable	5,778	5,544
				Poverty Estimate, children under age 18	Unavailable	1,764	1,744
				Median Household Income	Unavailable	\$46,191	\$43,969
HOSPITAL AND EMERGENCY ROOM ¹	2020	2019	2018				
Principal Disorder							
Alcohol Use: ER Treatment, then Discharged	118	90	94				
Alcohol Use: ER Treatment, then Admitted	17	17	25				
Alcohol Use: Admitted without ER Services	10	9	11				
Drug Use: ER Treatment, then Discharged	130	106	85				
Drug Use: ER Treatment, then Admitted	11	5	13				
Drug Use: Admitted without ER Services	28	19	25				
Mental: ER Treatment, then Discharged	425	360	441				
Mental: ER Treatment, then Admitted	98	66	70				
Mental: Admitted without ER Services	231	182	395				
Secondary Disorder							
Alcohol Use: ER Treatment, then Discharged	89	67	67				
Alcohol Use: ER Treatment, then Admitted	88	76	94				
Alcohol Use: Admitted without ER Services	81	83	84				
Drug Use: ER Treatment, then Discharged	197	124	119				
Drug Use: ER Treatment, then Admitted	131	118	136				
Drug Use: Admitted without ER Services	146	153	162				
Mental: ER Treatment, then Discharged	970	437	1,265				
Mental: ER Treatment, then Admitted	556	465	903				
Mental: Admitted without ER Services	617	507	889				
IMPAIRED DRIVING	2021	2020	2019				
Alcohol Involved Fatal Crashes	0	0	1				
Alcohol Involved Injury Crashes	12	14	11				
Alcohol Involved Property Damage Crashes	22	20	19				
Killed in Alcohol Involved Crashes	0	0	1				
Injured in Alcohol Involved Crashes	16	23	13				
Drug Involved Fatal Crashes	1	0	0				
Drug Involved Injury Crashes	9	4	2				
Drug Involved Property Damage Crashes	8	6	4				
Killed in Drug Involved Crashes	1	0	0				
Injured in Drug Involved Crashes	15	6	2				
POLICE REPORTS ²	2021	2020	2019				
DUI Arrests, DWI Tracking System	125	107	99				
Liquor Law Arrests	6	0	1				
Drug Arrests	108	39	127				
Violent Offenses	123	137	110				
Domestic Violence Reports	268	430	574				
Property Offenses	816	1,137	1,053				

¹ Hospital counts for alcohol, drug, and mental disorders are based on ICD-10 diagnosis codes. Beginning with 2020 data, individuals are counted for each hospital encounter they have during the calendar year.

² In 2019 the National Incident Based Reporting System (NIPRS) replaced the Uniform Crime Reporting (UCR) system for Missouri crime and arrest reports. NIPRS data might not be fully comparable to the UCR.

³ DSS Children's Division reports do not encompass all reasons for removal but document adverse conditions present. Multiple conditions and factors are often considered when a child is placed out of the home. Only the parental substance use conditions are included in this profile.

LAFAYETTE COUNTY



BIRTHS AND DEATHS

	2021	2020	2019
Resident Births	342	361	405
Resident Deaths (total)	470	460	384
COVID-19 Deaths	39	42	
Suicide	7	6	9
Homicide	0	2	3
Alcohol Induced Deaths	4	6	3
Drug Induced Deaths	6	6	5
Smoking Attributable Deaths	55	68	61

HOSPITAL AND EMERGENCY ROOM ¹

Principal Disorder

	2020	2019	2018
Alcohol Use: ER Treatment, then Discharged	67	50	55
Alcohol Use: ER Treatment, then Admitted	20	21	9
Alcohol Use: Admitted without ER Services	28	13	14
Drug Use: ER Treatment, then Discharged	50	49	41
Drug Use: ER Treatment, then Admitted	6	4	3
Drug Use: Admitted without ER Services	11	9	13
Mental: ER Treatment, then Discharged	324	251	260
Mental: ER Treatment, then Admitted	14	9	15
Mental: Admitted without ER Services	244	164	233

Secondary Disorder

Alcohol Use: ER Treatment, then Discharged	77	75	96
Alcohol Use: ER Treatment, then Admitted	70	45	61
Alcohol Use: Admitted without ER Services	82	84	108
Drug Use: ER Treatment, then Discharged	102	104	105
Drug Use: ER Treatment, then Admitted	89	94	80
Drug Use: Admitted without ER Services	134	147	141
Mental: ER Treatment, then Discharged	1,088	1,075	1,195
Mental: ER Treatment, then Admitted	486	277	590
Mental: Admitted without ER Services	819	485	1,118

IMPAIRED DRIVING

	2021	2020	2019
Alcohol Involved Fatal Crashes	3	1	0
Alcohol Involved Injury Crashes	9	9	12
Alcohol Involved Property Damage Crashes	24	17	13
Killed in Alcohol Involved Crashes	4	1	0
Injured in Alcohol Involved Crashes	10	12	18
Drug Involved Fatal Crashes	1	2	1
Drug Involved Injury Crashes	2	1	3
Drug Involved Property Damage Crashes	3	6	3
Killed in Drug Involved Crashes	1	2	1
Injured in Drug Involved Crashes	4	5	6

POLICE REPORTS ²

	2021	2020	2019
DUI Arrests, DWI Tracking System	154	113	109
Liquor Law Arrests	3	4	11
Drug Arrests	110	176	153
Violent Offenses	16	14	45
Domestic Violence Reports	69	151	231
Property Offenses	154	291	241

SCHOOL REPORTS

	2020-21	2019-20	2018-19
Enrollment Grades K-12	4,924	5,024	5,026
School Discipline Involving Alcohol	0	1	1
School Discipline Involving Drugs	0	5	3
School Discipline Involving Tobacco	0	1	0
Enrollment Grades 9-12	1,569	1,524	1,501
Dropouts	23	0	0

JUVENILE COURT REFERRALS

	2021	2020	2019
Child Abuse	3	9	0
Child Neglect	18	8	31
Child Custody Issues	1	6	0
Juvenile Violent Offenses	30	24	40
Juvenile Alcohol Offenses	9	4	3
Juvenile Drug Offenses	11	5	10
School Truancy	12	5	7
Absent from Home	10	15	18
Beyond Parental Control	20	17	23
Injurious Behavior	22	23	26

JUVENILE COURT PLACEMENTS ³

	2021	2020	2019
Total Out-of-Home Placements	18	13	35
Parental Alcohol Use Reported	2	0	0
Parental Drug Use Reported	6	4	23
Parental Alcohol and Drug Use Reported	0	0	4

CRIMINAL JUSTICE

	FY 2022	FY 2021	FY 2020
Drug Treatment Court Participants	13	18	25
Probation/Parole Admissions--Drug	214	199	229
Probation/Parole Admissions--DWI	11	7	16
Prison Admissions--Drug	113	101	88
Prison Admissions--DWI	4	6	11

DEMOGRAPHICS

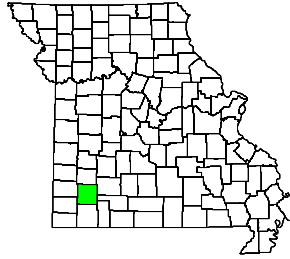
	2021	2020	2019
Population Estimate	32,817	33,001	32,708
Labor Force	16,674	16,582	16,847
Employed	15,963	15,711	16,328
Unemployed	711	871	519
Unemployment Rate	4.3%	5.3%	3.1%
Poverty Estimate, individuals of all ages	Unavailable	3,352	3,430
Poverty Estimate, children under age 18	Unavailable	1,065	1,064
Median Household Income	Unavailable	\$62,043	\$62,264

¹ Hospital counts for alcohol, drug, and mental disorders are based on ICD-10 diagnosis codes. Beginning with 2020 data, individuals are counted for each hospital encounter they have during the calendar year.

² In 2019 the National Incident Based Reporting System (NIPRS) replaced the Uniform Crime Reporting (UCR) system for Missouri crime and arrest reports. NIPRS data might not be fully comparable to the UCR.

³ DSS Children's Division reports do not encompass all reasons for removal but document adverse conditions present. Multiple conditions and factors are often considered when a child is placed out of the home. Only the parental substance use conditions are included in this profile.

LAWRENCE COUNTY



BIRTHS AND DEATHS

	2021	2020	2019
Resident Births	484	494	493
Resident Deaths (total)	580	546	498
COVID-19 Deaths	59	56	
Suicide	8	8	7
Homicide	2	0	1
Alcohol Induced Deaths	4	7	2
Drug Induced Deaths	11	7	7
Smoking Attributable Deaths	78	79	84

HOSPITAL AND EMERGENCY ROOM ¹

Principal Disorder

	2020	2019	2018
Alcohol Use: ER Treatment, then Discharged	72	82	124
Alcohol Use: ER Treatment, then Admitted	41	31	53
Alcohol Use: Admitted without ER Services	13	9	12
Drug Use: ER Treatment, then Discharged	83	85	115
Drug Use: ER Treatment, then Admitted	30	26	20
Drug Use: Admitted without ER Services	21	12	16
Mental: ER Treatment, then Discharged	286	264	343
Mental: ER Treatment, then Admitted	137	131	158
Mental: Admitted without ER Services	141	83	174

Secondary Disorder

Alcohol Use: ER Treatment, then Discharged	75	58	59
Alcohol Use: ER Treatment, then Admitted	112	99	92
Alcohol Use: Admitted without ER Services	54	32	51
Drug Use: ER Treatment, then Discharged	108	94	93
Drug Use: ER Treatment, then Admitted	170	158	155
Drug Use: Admitted without ER Services	115	82	87
Mental: ER Treatment, then Discharged	1,054	445	590
Mental: ER Treatment, then Admitted	733	527	912
Mental: Admitted without ER Services	446	346	565

IMPAIRED DRIVING

	2021	2020	2019
Alcohol Involved Fatal Crashes	1	2	1
Alcohol Involved Injury Crashes	11	8	3
Alcohol Involved Property Damage Crashes	14	16	12
Killed in Alcohol Involved Crashes	1	3	1
Injured in Alcohol Involved Crashes	13	17	5
Drug Involved Fatal Crashes	2	2	1
Drug Involved Injury Crashes	3	6	2
Drug Involved Property Damage Crashes	8	2	3
Killed in Drug Involved Crashes	2	2	1
Injured in Drug Involved Crashes	4	15	3

POLICE REPORTS ²

	2021	2020	2019
DUI Arrests, DWI Tracking System	162	115	102
Liquor Law Arrests	4	0	9
Drug Arrests	55	65	70
Violent Offenses	143	93	78
Domestic Violence Reports	210	212	146
Property Offenses	616	714	818

SCHOOL REPORTS

	2020-21	2019-20	2018-19
Enrollment Grades K-12	5,340	5,428	5,595
School Discipline Involving Alcohol	0	1	0
School Discipline Involving Drugs	0	5	5
School Discipline Involving Tobacco	0	2	2
Enrollment Grades 9-12	1,679	1,733	1,762
Dropouts	17	12	8

JUVENILE COURT REFERRALS

	2021	2020	2019
Child Abuse	2	20	19
Child Neglect	125	43	17
Child Custody Issues	77	67	64
Juvenile Violent Offenses	67	39	43
Juvenile Alcohol Offenses	0	0	0
Juvenile Drug Offenses	18	4	4
School Truancy	0	0	0
Absent from Home	32	30	39
Beyond Parental Control	21	15	18
Injurious Behavior	26	29	44

JUVENILE COURT PLACEMENTS ³

	2021	2020	2019
Total Out-of-Home Placements	74	71	75
Parental Alcohol Use Reported	3	1	3
Parental Drug Use Reported	38	21	35
Parental Alcohol and Drug Use Reported	2	3	0

CRIMINAL JUSTICE

	FY 2022	FY 2021	FY 2020
Drug Treatment Court Participants	92	91	91
Probation/Parole Admissions--Drug	92	99	96
Probation/Parole Admissions--DWI	17	14	10
Prison Admissions--Drug	35	38	47
Prison Admissions--DWI	7	2	3

DEMOGRAPHICS

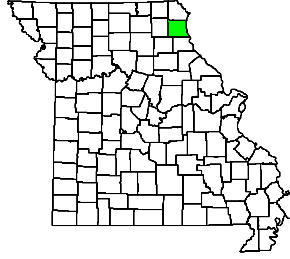
	2021	2020	2019
Population Estimate	38,321	37,963	38,355
Labor Force	17,457	17,672	18,018
Employed	16,752	16,599	17,385
Unemployed	705	1,073	633
Unemployment Rate	4.0%	6.1%	3.5%
Poverty Estimate, individuals of all ages	Unavailable	5,712	6,046
Poverty Estimate, children under age 18	Unavailable	2,060	2,147
Median Household Income	Unavailable	\$48,101	\$45,746

¹ Hospital counts for alcohol, drug, and mental disorders are based on ICD-10 diagnosis codes. Beginning with 2020 data, individuals are counted for each hospital encounter they have during the calendar year.

² In 2019 the National Incident Based Reporting System (NIPRS) replaced the Uniform Crime Reporting (UCR) system for Missouri crime and arrest reports. NIPRS data might not be fully comparable to the UCR.

³ DSS Children's Division reports do not encompass all reasons for removal but document adverse conditions present. Multiple conditions and factors are often considered when a child is placed out of the home. Only the parental substance use conditions are included in this profile.

LEWIS COUNTY



BIRTHS AND DEATHS

	2021	2020	2019
Resident Births	89	90	99
Resident Deaths (total)	155	126	108
COVID-19 Deaths	12	9	
Suicide	2	1	2
Homicide	0	0	0
Alcohol Induced Deaths	2	0	0
Drug Induced Deaths	2	0	0
Smoking Attributable Deaths	20	21	13

HOSPITAL AND EMERGENCY ROOM ¹

Principal Disorder

	2020	2019	2018
Alcohol Use: ER Treatment, then Discharged	0	0	0
Alcohol Use: ER Treatment, then Admitted	4	0	0
Alcohol Use: Admitted without ER Services	1	0	0
Drug Use: ER Treatment, then Discharged	3	4	2
Drug Use: ER Treatment, then Admitted	1	0	0
Drug Use: Admitted without ER Services	0	0	2
Mental: ER Treatment, then Discharged	7	11	15
Mental: ER Treatment, then Admitted	6	3	6
Mental: Admitted without ER Services	13	24	25

Secondary Disorder

Alcohol Use: ER Treatment, then Discharged	4	0	4
Alcohol Use: ER Treatment, then Admitted	9	1	7
Alcohol Use: Admitted without ER Services	11	6	4
Drug Use: ER Treatment, then Discharged	9	1	6
Drug Use: ER Treatment, then Admitted	8	3	4
Drug Use: Admitted without ER Services	8	14	11
Mental: ER Treatment, then Discharged	49	16	23
Mental: ER Treatment, then Admitted	32	17	27
Mental: Admitted without ER Services	57	39	79

IMPAIRED DRIVING

	2021	2020	2019
Alcohol Involved Fatal Crashes	1	2	0
Alcohol Involved Injury Crashes	2	1	3
Alcohol Involved Property Damage Crashes	2	1	6
Killed in Alcohol Involved Crashes	1	2	0
Injured in Alcohol Involved Crashes	2	1	5
Drug Involved Fatal Crashes	0	1	0
Drug Involved Injury Crashes	1	1	0
Drug Involved Property Damage Crashes	1	0	0
Killed in Drug Involved Crashes	0	1	0
Injured in Drug Involved Crashes	1	1	0

POLICE REPORTS ²

	2021	2020	2019
DUI Arrests, DWI Tracking System	30	32	44
Liquor Law Arrests	2	0	12
Drug Arrests	42	40	41
Violent Offenses	7	8	7
Domestic Violence Reports	35	40	62
Property Offenses	85	107	98

SCHOOL REPORTS

	2020-21	2019-20	2018-19
Enrollment Grades K-12	1,366	1,335	1,315
School Discipline Involving Alcohol	0	0	1
School Discipline Involving Drugs	0	3	3
School Discipline Involving Tobacco	0	0	1
Enrollment Grades 9-12	405	390	390
Dropouts	0	0	0

JUVENILE COURT REFERRALS

	2021	2020	2019
Child Abuse	4	7	1
Child Neglect	31	12	10
Child Custody Issues	0	0	0
Juvenile Violent Offenses	2	2	8
Juvenile Alcohol Offenses	0	10	3
Juvenile Drug Offenses	3	3	3
School Truancy	17	15	6
Absent from Home	0	1	2
Beyond Parental Control	11	3	6
Injurious Behavior	11	6	17

JUVENILE COURT PLACEMENTS ³

	2021	2020	2019
Total Out-of-Home Placements	19	7	7
Parental Alcohol Use Reported	0	0	0
Parental Drug Use Reported	9	2	2
Parental Alcohol and Drug Use Reported	0	0	0

CRIMINAL JUSTICE

	FY 2022	FY 2021	FY 2020
Drug Treatment Court Participants	16	10	10
Probation/Parole Admissions--Drug	18	15	26
Probation/Parole Admissions--DWI	1	1	3
Prison Admissions--Drug	1	5	9
Prison Admissions--DWI	0	0	0

DEMOGRAPHICS

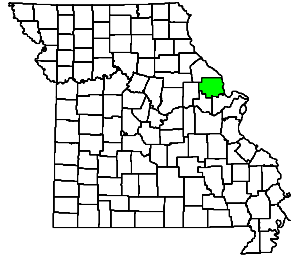
	2021	2020	2019
Population Estimate	10,000	10,031	9,776
Labor Force	4,826	4,966	5,003
Employed	4,657	4,723	4,843
Unemployed	169	243	160
Unemployment Rate	3.5%	4.9%	3.2%
Poverty Estimate, individuals of all ages	Unavailable	1,307	1,503
Poverty Estimate, children under age 18	Unavailable	383	427
Median Household Income	Unavailable	\$42,710	\$40,782

¹ Hospital counts for alcohol, drug, and mental disorders are based on ICD-10 diagnosis codes. Beginning with 2020 data, individuals are counted for each hospital encounter they have during the calendar year.

² In 2019 the National Incident Based Reporting System (NIPRS) replaced the Uniform Crime Reporting (UCR) system for Missouri crime and arrest reports. NIPRS data might not be fully comparable to the UCR.

³ DSS Children's Division reports do not encompass all reasons for removal but document adverse conditions present. Multiple conditions and factors are often considered when a child is placed out of the home. Only the parental substance use conditions are included in this profile.

LINCOLN COUNTY



BIRTHS AND DEATHS

	2021	2020	2019
Resident Births	807	742	817
Resident Deaths (total)	607	562	522
COVID-19 Deaths	54	51	
Suicide	15	9	13
Homicide	2	3	4
Alcohol Induced Deaths	9	4	3
Drug Induced Deaths	16	23	23
Smoking Attributable Deaths	85	96	83

SCHOOL REPORTS

	2020-21	2019-20	2018-19
Enrollment Grades K-12	9,011	9,060	8,951
School Discipline Involving Alcohol	7	0	3
School Discipline Involving Drugs	24	31	38
School Discipline Involving Tobacco	0	0	2
Enrollment Grades 9-12	2,845	2,795	2,769
Dropouts	23	13	14

HOSPITAL AND EMERGENCY ROOM ¹

Principal Disorder

	2020	2019	2018
Alcohol Use: ER Treatment, then Discharged	135	102	142
Alcohol Use: ER Treatment, then Admitted	28	29	47
Alcohol Use: Admitted without ER Services	47	50	49
Drug Use: ER Treatment, then Discharged	126	125	133
Drug Use: ER Treatment, then Admitted	12	30	23
Drug Use: Admitted without ER Services	27	33	35
Mental: ER Treatment, then Discharged	532	535	739
Mental: ER Treatment, then Admitted	429	329	570
Mental: Admitted without ER Services	387	290	416

Secondary Disorder

Alcohol Use: ER Treatment, then Discharged	169	165	192
Alcohol Use: ER Treatment, then Admitted	265	221	280
Alcohol Use: Admitted without ER Services	175	190	175
Drug Use: ER Treatment, then Discharged	304	262	256
Drug Use: ER Treatment, then Admitted	339	262	387
Drug Use: Admitted without ER Services	260	279	287
Mental: ER Treatment, then Discharged	951	782	4,018
Mental: ER Treatment, then Admitted	1,090	807	1,750
Mental: Admitted without ER Services	860	728	1,119

JUVENILE COURT REFERRALS

	2021	2020	2019
Child Abuse	9	34	28
Child Neglect	193	199	322
Child Custody Issues	11	11	27
Juvenile Violent Offenses	49	44	60
Juvenile Alcohol Offenses	1	1	3
Juvenile Drug Offenses	7	9	10
School Truancy	137	128	160
Absent from Home	43	34	25
Beyond Parental Control	0	2	4
Injurious Behavior	22	11	35

JUVENILE COURT PLACEMENTS ³

	2021	2020	2019
Total Out-of-Home Placements	63	73	68
Parental Alcohol Use Reported	0	4	0
Parental Drug Use Reported	42	33	35
Parental Alcohol and Drug Use Reported	0	1	4

CRIMINAL JUSTICE

	FY 2022	FY 2021	FY 2020
Drug Treatment Court Participants	95	115	109
Probation/Parole Admissions--Drug	70	80	114
Probation/Parole Admissions--DWI	10	15	15
Prison Admissions--Drug	43	26	36
Prison Admissions--DWI	5	0	4

IMPAIRED DRIVING

	2021	2020	2019
Alcohol Involved Fatal Crashes	2	4	4
Alcohol Involved Injury Crashes	23	24	22
Alcohol Involved Property Damage Crashes	23	25	20
Killed in Alcohol Involved Crashes	2	4	4
Injured in Alcohol Involved Crashes	37	30	32
Drug Involved Fatal Crashes	2	2	3
Drug Involved Injury Crashes	6	1	2
Drug Involved Property Damage Crashes	6	7	2
Killed in Drug Involved Crashes	2	2	4
Injured in Drug Involved Crashes	8	1	6

DEMOGRAPHICS

	2021	2020	2019
Population Estimate	61,586	59,829	59,013
Labor Force	29,307	28,723	28,448
Employed	27,956	26,926	27,497
Unemployed	1,351	1,797	951
Unemployment Rate	4.6%	6.3%	3.3%
Poverty Estimate, individuals of all ages	Unavailable	5,604	5,456
Poverty Estimate, children under age 18	Unavailable	1,737	1,732
Median Household Income	Unavailable	\$70,054	\$69,178

POLICE REPORTS ²

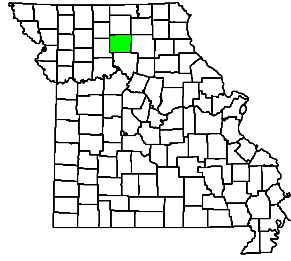
	2021	2020	2019
DUI Arrests, DWI Tracking System	184	109	116
Liquor Law Arrests	1	0	14
Drug Arrests	71	22	89
Violent Offenses	449	169	253
Domestic Violence Reports	316	239	249
Property Offenses	325	380	496

¹ Hospital counts for alcohol, drug, and mental disorders are based on ICD-10 diagnosis codes. Beginning with 2020 data, individuals are counted for each hospital encounter they have during the calendar year.

² In 2019 the National Incident Based Reporting System (NIPRS) replaced the Uniform Crime Reporting (UCR) system for Missouri crime and arrest reports. NIPRS data might not be fully comparable to the UCR.

³ DSS Children's Division reports do not encompass all reasons for removal but document adverse conditions present. Multiple conditions and factors are often considered when a child is placed out of the home. Only the parental substance use conditions are included in this profile.

LINN COUNTY



BIRTHS AND DEATHS

	2021	2020	2019
Resident Births	138	129	141
Resident Deaths (total)	186	194	151
COVID-19 Deaths	38	14	
Suicide	3	5	0
Homicide	0	0	1
Alcohol Induced Deaths	1	0	1
Drug Induced Deaths	2	1	0
Smoking Attributable Deaths	21	29	33

HOSPITAL AND EMERGENCY ROOM ¹

Principal Disorder

	2020	2019	2018
Alcohol Use: ER Treatment, then Discharged	15	17	24
Alcohol Use: ER Treatment, then Admitted	6	3	3
Alcohol Use: Admitted without ER Services	4	6	5
Drug Use: ER Treatment, then Discharged	2	12	10
Drug Use: ER Treatment, then Admitted	0	3	5
Drug Use: Admitted without ER Services	4	1	0
Mental: ER Treatment, then Discharged	120	94	108
Mental: ER Treatment, then Admitted	38	24	58
Mental: Admitted without ER Services	84	44	94

Secondary Disorder

Alcohol Use: ER Treatment, then Discharged	18	16	57
Alcohol Use: ER Treatment, then Admitted	17	14	27
Alcohol Use: Admitted without ER Services	32	32	49
Drug Use: ER Treatment, then Discharged	32	31	58
Drug Use: ER Treatment, then Admitted	30	21	30
Drug Use: Admitted without ER Services	49	41	34
Mental: ER Treatment, then Discharged	274	260	726
Mental: ER Treatment, then Admitted	73	50	68
Mental: Admitted without ER Services	326	191	401

IMPAIRED DRIVING

	2021	2020	2019
Alcohol Involved Fatal Crashes	0	0	0
Alcohol Involved Injury Crashes	4	5	5
Alcohol Involved Property Damage Crashes	3	4	10
Killed in Alcohol Involved Crashes	0	0	0
Injured in Alcohol Involved Crashes	4	6	5
Drug Involved Fatal Crashes	0	0	0
Drug Involved Injury Crashes	4	1	0
Drug Involved Property Damage Crashes	3	1	2
Killed in Drug Involved Crashes	0	0	0
Injured in Drug Involved Crashes	5	1	0

POLICE REPORTS ²

	2021	2020	2019
DUI Arrests, DWI Tracking System	83	44	54
Liquor Law Arrests	5	0	8
Drug Arrests	79	61	110
Violent Offenses	30	10	18
Domestic Violence Reports	63	54	65
Property Offenses	83	86	88

SCHOOL REPORTS

	2020-21	2019-20	2018-19
Enrollment Grades K-12	2,014	2,004	2,021
School Discipline Involving Alcohol	0	0	0
School Discipline Involving Drugs	0	1	0
School Discipline Involving Tobacco	0	0	0
Enrollment Grades 9-12	699	674	672
Dropouts	7	0	9

JUVENILE COURT REFERRALS

	2021	2020	2019
Child Abuse	0	0	0
Child Neglect	33	16	30
Child Custody Issues	1	4	1
Juvenile Violent Offenses	4	4	6
Juvenile Alcohol Offenses	0	0	0
Juvenile Drug Offenses	0	0	2
School Truancy	16	12	45
Absent from Home	0	4	1
Beyond Parental Control	2	1	3
Injurious Behavior	54	39	56

JUVENILE COURT PLACEMENTS ³

	2021	2020	2019
Total Out-of-Home Placements	35	11	33
Parental Alcohol Use Reported	0	1	0
Parental Drug Use Reported	14	0	10
Parental Alcohol and Drug Use Reported	0	0	0

CRIMINAL JUSTICE

	FY 2022	FY 2021	FY 2020
Drug Treatment Court Participants	46	56	50
Probation/Parole Admissions--Drug	82	57	65
Probation/Parole Admissions--DWI	8	4	4
Prison Admissions--Drug	19	17	25
Prison Admissions--DWI	0	1	0

DEMOGRAPHICS

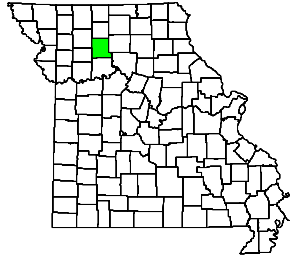
	2021	2020	2019
Population Estimate	11,843	11,849	11,920
Labor Force	5,077	5,093	5,124
Employed	4,801	4,781	4,875
Unemployed	276	312	249
Unemployment Rate	5.4%	6.1%	4.9%
Poverty Estimate, individuals of all ages	Unavailable	1,707	2,207
Poverty Estimate, children under age 18	Unavailable	539	831
Median Household Income	Unavailable	\$47,506	\$45,774

¹ Hospital counts for alcohol, drug, and mental disorders are based on ICD-10 diagnosis codes. Beginning with 2020 data, individuals are counted for each hospital encounter they have during the calendar year.

² In 2019 the National Incident Based Reporting System (NIPRS) replaced the Uniform Crime Reporting (UCR) system for Missouri crime and arrest reports. NIPRS data might not be fully comparable to the UCR.

³ DSS Children's Division reports do not encompass all reasons for removal but document adverse conditions present. Multiple conditions and factors are often considered when a child is placed out of the home. Only the parental substance use conditions are included in this profile.

LIVINGSTON COUNTY



BIRTHS AND DEATHS

	2021	2020	2019
Resident Births	158	181	153
Resident Deaths (total)	220	201	186
COVID-19 Deaths	40	30	
Suicide	1	3	3
Homicide	0	1	0
Alcohol Induced Deaths	3	5	0
Drug Induced Deaths	3	2	4
Smoking Attributable Deaths	28	25	34

HOSPITAL AND EMERGENCY ROOM ¹

Principal Disorder

	2020	2019	2018
Alcohol Use: ER Treatment, then Discharged	23	21	22
Alcohol Use: ER Treatment, then Admitted	4	2	3
Alcohol Use: Admitted without ER Services	15	13	6
Drug Use: ER Treatment, then Discharged	13	11	18
Drug Use: ER Treatment, then Admitted	4	3	3
Drug Use: Admitted without ER Services	2	7	3
Mental: ER Treatment, then Discharged	137	124	142
Mental: ER Treatment, then Admitted	26	27	33
Mental: Admitted without ER Services	136	83	141

Secondary Disorder

Alcohol Use: ER Treatment, then Discharged	51	49	52
Alcohol Use: ER Treatment, then Admitted	18	6	6
Alcohol Use: Admitted without ER Services	52	37	62
Drug Use: ER Treatment, then Discharged	47	64	45
Drug Use: ER Treatment, then Admitted	15	15	10
Drug Use: Admitted without ER Services	67	64	64
Mental: ER Treatment, then Discharged	242	201	349
Mental: ER Treatment, then Admitted	30	20	33
Mental: Admitted without ER Services	575	353	653

IMPAIRED DRIVING

	2021	2020	2019
Alcohol Involved Fatal Crashes	1	0	1
Alcohol Involved Injury Crashes	5	4	4
Alcohol Involved Property Damage Crashes	1	8	5
Killed in Alcohol Involved Crashes	1	0	1
Injured in Alcohol Involved Crashes	9	5	13
Drug Involved Fatal Crashes	0	0	0
Drug Involved Injury Crashes	1	1	2
Drug Involved Property Damage Crashes	0	1	4
Killed in Drug Involved Crashes	0	0	0
Injured in Drug Involved Crashes	2	1	2

POLICE REPORTS ²

	2021	2020	2019
DUI Arrests, DWI Tracking System	49	80	57
Liquor Law Arrests	15	15	7
Drug Arrests	73	60	74
Violent Offenses	28	31	33
Domestic Violence Reports	58	97	158
Property Offenses	176	157	244

SCHOOL REPORTS

	2020-21	2019-20	2018-19
Enrollment Grades K-12	1,993	1,981	1,976
School Discipline Involving Alcohol	0	0	1
School Discipline Involving Drugs	0	2	0
School Discipline Involving Tobacco	0	0	0
Enrollment Grades 9-12	678	615	603
Dropouts	5	0	7

JUVENILE COURT REFERRALS

	2021	2020	2019
Child Abuse	31	3	7
Child Neglect	89	23	19
Child Custody Issues	4	0	0
Juvenile Violent Offenses	20	5	7
Juvenile Alcohol Offenses	6	1	4
Juvenile Drug Offenses	4	0	0
School Truancy	16	20	10
Absent from Home	3	8	7
Beyond Parental Control	11	4	5
Injurious Behavior	34	25	16

JUVENILE COURT PLACEMENTS ³

	2021	2020	2019
Total Out-of-Home Placements	26	8	20
Parental Alcohol Use Reported	2	0	3
Parental Drug Use Reported	7	3	7
Parental Alcohol and Drug Use Reported	0	0	0

CRIMINAL JUSTICE

	FY 2022	FY 2021	FY 2020
Drug Treatment Court Participants	0	0	0
Probation/Parole Admissions--Drug	95	98	112
Probation/Parole Admissions--DWI	8	6	6
Prison Admissions--Drug	50	57	66
Prison Admissions--DWI	3	2	4

DEMOGRAPHICS

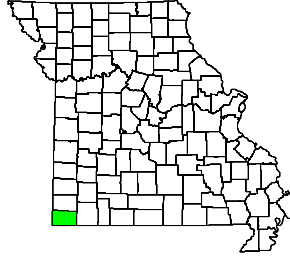
	2021	2020	2019
Population Estimate	14,755	14,562	15,227
Labor Force	7,256	7,389	7,357
Employed	7,037	7,107	7,170
Unemployed	219	282	187
Unemployment Rate	3.0%	3.8%	2.5%
Poverty Estimate, individuals of all ages	Unavailable	1,684	1,984
Poverty Estimate, children under age 18	Unavailable	539	612
Median Household Income	Unavailable	\$51,402	\$49,065

¹ Hospital counts for alcohol, drug, and mental disorders are based on ICD-10 diagnosis codes. Beginning with 2020 data, individuals are counted for each hospital encounter they have during the calendar year.

² In 2019 the National Incident Based Reporting System (NIPRS) replaced the Uniform Crime Reporting (UCR) system for Missouri crime and arrest reports. NIPRS data might not be fully comparable to the UCR.

³ DSS Children's Division reports do not encompass all reasons for removal but document adverse conditions present. Multiple conditions and factors are often considered when a child is placed out of the home. Only the parental substance use conditions are included in this profile.

MC DONALD COUNTY



BIRTHS AND DEATHS

	2021	2020	2019
Resident Births	337	315	308
Resident Deaths (total)	303	307	250
COVID-19 Deaths	39	29	
Suicide	8	5	6
Homicide	3	0	0
Alcohol Induced Deaths	6	7	1
Drug Induced Deaths	1	4	5
Smoking Attributable Deaths	54	51	52

HOSPITAL AND EMERGENCY ROOM ¹

Principal Disorder

	2020	2019	2018
Alcohol Use: ER Treatment, then Discharged	29	31	43
Alcohol Use: ER Treatment, then Admitted	28	21	26
Alcohol Use: Admitted without ER Services	19	18	17
Drug Use: ER Treatment, then Discharged	33	32	31
Drug Use: ER Treatment, then Admitted	26	24	18
Drug Use: Admitted without ER Services	13	17	10
Mental: ER Treatment, then Discharged	48	76	88
Mental: ER Treatment, then Admitted	69	77	104
Mental: Admitted without ER Services	73	66	96

Secondary Disorder

Alcohol Use: ER Treatment, then Discharged	43	35	33
Alcohol Use: ER Treatment, then Admitted	66	53	60
Alcohol Use: Admitted without ER Services	75	50	64
Drug Use: ER Treatment, then Discharged	73	81	68
Drug Use: ER Treatment, then Admitted	93	80	77
Drug Use: Admitted without ER Services	97	76	70
Mental: ER Treatment, then Discharged	351	285	290
Mental: ER Treatment, then Admitted	293	188	341
Mental: Admitted without ER Services	372	296	442

IMPAIRED DRIVING

	2021	2020	2019
Alcohol Involved Fatal Crashes	0	1	1
Alcohol Involved Injury Crashes	13	18	23
Alcohol Involved Property Damage Crashes	8	30	27
Killed in Alcohol Involved Crashes	0	1	1
Injured in Alcohol Involved Crashes	16	26	33
Drug Involved Fatal Crashes	1	0	0
Drug Involved Injury Crashes	4	2	2
Drug Involved Property Damage Crashes	2	3	2
Killed in Drug Involved Crashes	1	0	0
Injured in Drug Involved Crashes	6	6	2

POLICE REPORTS ²

	2021	2020	2019
DUI Arrests, DWI Tracking System	138	116	112
Liquor Law Arrests	6	3	0
Drug Arrests	16	32	40
Violent Offenses	134	75	65
Domestic Violence Reports	95	116	351
Property Offenses	217	220	268

SCHOOL REPORTS

	2020-21	2019-20	2018-19
Enrollment Grades K-12	3,396	3,556	3,617
School Discipline Involving Alcohol	0	5	2
School Discipline Involving Drugs	20	5	8
School Discipline Involving Tobacco	0	0	0
Enrollment Grades 9-12	1,067	1,100	1,096
Dropouts	26	16	21

JUVENILE COURT REFERRALS

	2021	2020	2019
Child Abuse	2	3	5
Child Neglect	96	71	143
Child Custody Issues	1	0	0
Juvenile Violent Offenses	19	11	19
Juvenile Alcohol Offenses	4	11	8
Juvenile Drug Offenses	18	9	11
School Truancy	15	3	32
Absent from Home	12	9	9
Beyond Parental Control	11	15	9
Injurious Behavior	24	14	33

JUVENILE COURT PLACEMENTS ³

	2021	2020	2019
Total Out-of-Home Placements	63	60	65
Parental Alcohol Use Reported	0	3	3
Parental Drug Use Reported	28	20	22
Parental Alcohol and Drug Use Reported	0	1	0

CRIMINAL JUSTICE

	FY 2022	FY 2021	FY 2020
Drug Treatment Court Participants	49	61	53
Probation/Parole Admissions--Drug	21	33	27
Probation/Parole Admissions--DWI	16	20	17
Prison Admissions--Drug	3	7	6
Prison Admissions--DWI	4	5	2

DEMOGRAPHICS

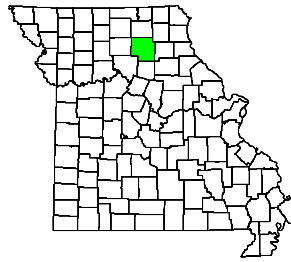
	2021	2020	2019
Population Estimate	23,383	23,285	22,837
Labor Force	10,608	10,578	10,690
Employed	10,199	10,052	10,334
Unemployed	409	526	356
Unemployment Rate	3.9%	5.0%	3.3%
Poverty Estimate, individuals of all ages	Unavailable	3,996	4,173
Poverty Estimate, children under age 18	Unavailable	1,406	1,639
Median Household Income	Unavailable	\$45,446	\$39,615

¹ Hospital counts for alcohol, drug, and mental disorders are based on ICD-10 diagnosis codes. Beginning with 2020 data, individuals are counted for each hospital encounter they have during the calendar year.

² In 2019 the National Incident Based Reporting System (NIPRS) replaced the Uniform Crime Reporting (UCR) system for Missouri crime and arrest reports. NIPRS data might not be fully comparable to the UCR.

³ DSS Children's Division reports do not encompass all reasons for removal but document adverse conditions present. Multiple conditions and factors are often considered when a child is placed out of the home. Only the parental substance use conditions are included in this profile.

MACON COUNTY



BIRTHS AND DEATHS

	2021	2020	2019
Resident Births	168	180	164
Resident Deaths (total)	227	268	212
COVID-19 Deaths	17	14	
Suicide	5	7	3
Homicide	0	0	0
Alcohol Induced Deaths	2	0	1
Drug Induced Deaths	0	1	0
Smoking Attributable Deaths	36	42	43

HOSPITAL AND EMERGENCY ROOM ¹

Principal Disorder

	2020	2019	2018
Alcohol Use: ER Treatment, then Discharged	25	18	25
Alcohol Use: ER Treatment, then Admitted	5	6	3
Alcohol Use: Admitted without ER Services	5	5	9
Drug Use: ER Treatment, then Discharged	10	7	3
Drug Use: ER Treatment, then Admitted	3	7	3
Drug Use: Admitted without ER Services	3	1	3
Mental: ER Treatment, then Discharged	93	99	125
Mental: ER Treatment, then Admitted	16	34	44
Mental: Admitted without ER Services	76	37	66

Secondary Disorder

Alcohol Use: ER Treatment, then Discharged	10	4	17
Alcohol Use: ER Treatment, then Admitted	20	18	24
Alcohol Use: Admitted without ER Services	36	28	29
Drug Use: ER Treatment, then Discharged	10	10	15
Drug Use: ER Treatment, then Admitted	19	21	28
Drug Use: Admitted without ER Services	42	30	26
Mental: ER Treatment, then Discharged	223	138	183
Mental: ER Treatment, then Admitted	149	98	165
Mental: Admitted without ER Services	488	316	574

IMPAIRED DRIVING

	2021	2020	2019
Alcohol Involved Fatal Crashes	0	0	0
Alcohol Involved Injury Crashes	7	5	4
Alcohol Involved Property Damage Crashes	7	3	5
Killed in Alcohol Involved Crashes	0	0	1
Injured in Alcohol Involved Crashes	8	8	4
Drug Involved Fatal Crashes	0	0	0
Drug Involved Injury Crashes	0	3	0
Drug Involved Property Damage Crashes	0	0	4
Killed in Drug Involved Crashes	0	0	0
Injured in Drug Involved Crashes	0	3	0

POLICE REPORTS ²

	2021	2020	2019
DUI Arrests, DWI Tracking System	33	49	45
Liquor Law Arrests	4	2	3
Drug Arrests	30	80	71
Violent Offenses	10	27	15
Domestic Violence Reports	55	158	122
Property Offenses	159	161	227

SCHOOL REPORTS

	2020-21	2019-20	2018-19
Enrollment Grades K-12	2,082	2,128	2,163
School Discipline Involving Alcohol	0	0	3
School Discipline Involving Drugs	0	1	0
School Discipline Involving Tobacco	0	0	0
Enrollment Grades 9-12	715	694	694
Dropouts	0	0	0

JUVENILE COURT REFERRALS

	2021	2020	2019
Child Abuse	4	4	10
Child Neglect	35	39	60
Child Custody Issues	3	2	2
Juvenile Violent Offenses	5	4	9
Juvenile Alcohol Offenses	0	1	0
Juvenile Drug Offenses	2	1	0
School Truancy	34	14	43
Absent from Home	4	2	3
Beyond Parental Control	13	14	23
Injurious Behavior	17	25	37

JUVENILE COURT PLACEMENTS ³

	2021	2020	2019
Total Out-of-Home Placements	29	27	47
Parental Alcohol Use Reported	1	4	1
Parental Drug Use Reported	7	7	25
Parental Alcohol and Drug Use Reported	1	0	1

CRIMINAL JUSTICE

	FY 2022	FY 2021	FY 2020
Drug Treatment Court Participants	21	24	24
Probation/Parole Admissions--Drug	41	38	35
Probation/Parole Admissions--DWI	3	2	4
Prison Admissions--Drug	12	10	14
Prison Admissions--DWI	0	1	0

DEMOGRAPHICS

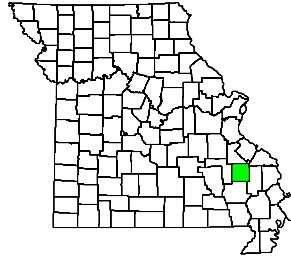
	2021	2020	2019
Population Estimate	15,183	15,182	15,117
Labor Force	7,365	7,435	7,535
Employed	7,093	7,079	7,280
Unemployed	272	356	255
Unemployment Rate	3.7%	4.8%	3.4%
Poverty Estimate, individuals of all ages	Unavailable	1,912	1,842
Poverty Estimate, children under age 18	Unavailable	619	624
Median Household Income	Unavailable	\$49,013	\$45,717

¹ Hospital counts for alcohol, drug, and mental disorders are based on ICD-10 diagnosis codes. Beginning with 2020 data, individuals are counted for each hospital encounter they have during the calendar year.

² In 2019 the National Incident Based Reporting System (NIPRS) replaced the Uniform Crime Reporting (UCR) system for Missouri crime and arrest reports. NIPRS data might not be fully comparable to the UCR.

³ DSS Children's Division reports do not encompass all reasons for removal but document adverse conditions present. Multiple conditions and factors are often considered when a child is placed out of the home. Only the parental substance use conditions are included in this profile.

MADISON COUNTY



BIRTHS AND DEATHS

	2021	2020	2019
Resident Births	133	132	124
Resident Deaths (total)	217	210	148
COVID-19 Deaths	28	22	
Suicide	3	3	1
Homicide	0	1	1
Alcohol Induced Deaths	0	0	0
Drug Induced Deaths	4	7	1
Smoking Attributable Deaths	37	28	33

HOSPITAL AND EMERGENCY ROOM ¹

Principal Disorder

	2020	2019	2018
Alcohol Use: ER Treatment, then Discharged	24	21	13
Alcohol Use: ER Treatment, then Admitted	3	3	0
Alcohol Use: Admitted without ER Services	4	9	3
Drug Use: ER Treatment, then Discharged	28	18	17
Drug Use: ER Treatment, then Admitted	5	2	2
Drug Use: Admitted without ER Services	9	6	9
Mental: ER Treatment, then Discharged	151	135	197
Mental: ER Treatment, then Admitted	11	23	38
Mental: Admitted without ER Services	89	55	108

Secondary Disorder

Alcohol Use: ER Treatment, then Discharged	24	26	26
Alcohol Use: ER Treatment, then Admitted	20	12	18
Alcohol Use: Admitted without ER Services	25	26	35
Drug Use: ER Treatment, then Discharged	69	85	47
Drug Use: ER Treatment, then Admitted	22	29	25
Drug Use: Admitted without ER Services	75	54	71
Mental: ER Treatment, then Discharged	487	408	483
Mental: ER Treatment, then Admitted	163	82	175
Mental: Admitted without ER Services	328	170	344

IMPAIRED DRIVING

	2021	2020	2019
Alcohol Involved Fatal Crashes	0	0	1
Alcohol Involved Injury Crashes	6	7	5
Alcohol Involved Property Damage Crashes	10	11	2
Killed in Alcohol Involved Crashes	0	0	0
Injured in Alcohol Involved Crashes	7	9	6
Drug Involved Fatal Crashes	0	0	1
Drug Involved Injury Crashes	0	3	0
Drug Involved Property Damage Crashes	0	1	1
Killed in Drug Involved Crashes	0	0	1
Injured in Drug Involved Crashes	0	3	0

POLICE REPORTS ²

	2021	2020	2019
DUI Arrests, DWI Tracking System	55	44	30
Liquor Law Arrests	2	0	0
Drug Arrests	24	16	8
Violent Offenses	18	30	34
Domestic Violence Reports	76	73	153
Property Offenses	165	113	148

SCHOOL REPORTS

	2020-21	2019-20	2018-19
Enrollment Grades K-12	2,078	2,048	2,056
School Discipline Involving Alcohol	0	0	4
School Discipline Involving Drugs	0	0	3
School Discipline Involving Tobacco	0	0	0
Enrollment Grades 9-12	635	597	610
Dropouts	7	0	0

JUVENILE COURT REFERRALS

	2021	2020	2019
Child Abuse	5	9	0
Child Neglect	32	7	20
Child Custody Issues	0	0	1
Juvenile Violent Offenses	10	8	10
Juvenile Alcohol Offenses	2	0	4
Juvenile Drug Offenses	1	1	3
School Truancy	4	7	30
Absent from Home	0	0	0
Beyond Parental Control	6	2	3
Injurious Behavior	3	6	4

JUVENILE COURT PLACEMENTS ³

	2021	2020	2019
Total Out-of-Home Placements	26	17	20
Parental Alcohol Use Reported	0	1	0
Parental Drug Use Reported	15	5	8
Parental Alcohol and Drug Use Reported	0	1	0

CRIMINAL JUSTICE

	FY 2022	FY 2021	FY 2020
Drug Treatment Court Participants	14	8	8
Probation/Parole Admissions--Drug	38	19	24
Probation/Parole Admissions--DWI	0	1	1
Prison Admissions--Drug	10	9	4
Prison Admissions--DWI	0	0	0

DEMOGRAPHICS

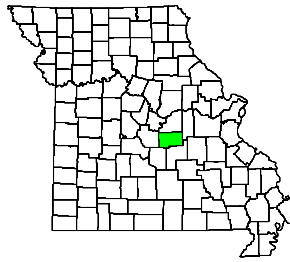
	2021	2020	2019
Population Estimate	12,652	12,600	12,088
Labor Force	5,473	5,475	5,484
Employed	5,231	5,117	5,295
Unemployed	242	358	189
Unemployment Rate	4.4%	6.5%	3.4%
Poverty Estimate, individuals of all ages	Unavailable	1,935	1,982
Poverty Estimate, children under age 18	Unavailable	630	642
Median Household Income	Unavailable	\$45,002	\$43,919

¹ Hospital counts for alcohol, drug, and mental disorders are based on ICD-10 diagnosis codes. Beginning with 2020 data, individuals are counted for each hospital encounter they have during the calendar year.

² In 2019 the National Incident Based Reporting System (NIPRS) replaced the Uniform Crime Reporting (UCR) system for Missouri crime and arrest reports. NIPRS data might not be fully comparable to the UCR.

³ DSS Children's Division reports do not encompass all reasons for removal but document adverse conditions present. Multiple conditions and factors are often considered when a child is placed out of the home. Only the parental substance use conditions are included in this profile.

MARIES COUNTY



BIRTHS AND DEATHS

	2021	2020	2019
Resident Births	96	101	91
Resident Deaths (total)	134	152	113
COVID-19 Deaths	12	13	
Suicide	0	1	0
Homicide	0	0	1
Alcohol Induced Deaths	2	0	1
Drug Induced Deaths	0	6	0
Smoking Attributable Deaths	23	23	20

SCHOOL REPORTS

	2020-21	2019-20	2018-19
Enrollment Grades K-12	1,143	1,131	1,162
School Discipline Involving Alcohol	0	0	0
School Discipline Involving Drugs	0	0	0
School Discipline Involving Tobacco	0	0	0
Enrollment Grades 9-12	386	370	384
Dropouts	6	6	0

HOSPITAL AND EMERGENCY ROOM ¹

Principal Disorder

	2020	2019	2018
Alcohol Use: ER Treatment, then Discharged	8	7	15
Alcohol Use: ER Treatment, then Admitted	2	3	10
Alcohol Use: Admitted without ER Services	2	4	3
Drug Use: ER Treatment, then Discharged	5	7	8
Drug Use: ER Treatment, then Admitted	5	1	3
Drug Use: Admitted without ER Services	0	5	1
Mental: ER Treatment, then Discharged	41	35	36
Mental: ER Treatment, then Admitted	26	20	27
Mental: Admitted without ER Services	42	23	40

Secondary Disorder

Alcohol Use: ER Treatment, then Discharged	11	10	9
Alcohol Use: ER Treatment, then Admitted	28	24	26
Alcohol Use: Admitted without ER Services	14	14	10
Drug Use: ER Treatment, then Discharged	20	10	9
Drug Use: ER Treatment, then Admitted	24	22	21
Drug Use: Admitted without ER Services	20	15	16
Mental: ER Treatment, then Discharged	142	92	197
Mental: ER Treatment, then Admitted	136	108	195
Mental: Admitted without ER Services	114	79	114

JUVENILE COURT REFERRALS

	2021	2020	2019
Child Abuse	2	8	8
Child Neglect	20	20	43
Child Custody Issues	1	0	0
Juvenile Violent Offenses	0	1	1
Juvenile Alcohol Offenses	0	0	0
Juvenile Drug Offenses	0	0	0
School Truancy	7	1	2
Absent from Home	0	0	0
Beyond Parental Control	0	1	2
Injurious Behavior	7	4	7

JUVENILE COURT PLACEMENTS ³

	2021	2020	2019
Total Out-of-Home Placements	10	21	15
Parental Alcohol Use Reported	0	0	0
Parental Drug Use Reported	9	14	9
Parental Alcohol and Drug Use Reported	0	0	0

CRIMINAL JUSTICE

	FY 2022	FY 2021	FY 2020
Drug Treatment Court Participants	0	0	0
Probation/Parole Admissions--Drug	26	24	36
Probation/Parole Admissions--DWI	4	6	4
Prison Admissions--Drug	6	4	5
Prison Admissions--DWI	0	0	3

IMPAIRED DRIVING

	2021	2020	2019
Alcohol Involved Fatal Crashes	0	1	1
Alcohol Involved Injury Crashes	2	4	0
Alcohol Involved Property Damage Crashes	30	7	1
Killed in Alcohol Involved Crashes	0	1	1
Injured in Alcohol Involved Crashes	2	4	2
Drug Involved Fatal Crashes	0	0	0
Drug Involved Injury Crashes	2	0	0
Drug Involved Property Damage Crashes	1	0	0
Killed in Drug Involved Crashes	0	0	0
Injured in Drug Involved Crashes	2	0	0

DEMOGRAPHICS

	2021	2020	2019
Population Estimate	8,406	8,427	8,697
Labor Force	3,898	3,909	3,884
Employed	3,748	3,720	3,747
Unemployed	150	189	137
Unemployment Rate	3.8%	4.8%	3.5%
Poverty Estimate, individuals of all ages	Unavailable	1,121	1,229
Poverty Estimate, children under age 18	Unavailable	303	338
Median Household Income	Unavailable	\$47,698	\$49,712

POLICE REPORTS ²

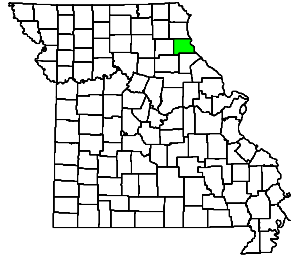
	2021	2020	2019
DUI Arrests, DWI Tracking System	40	26	27
Liquor Law Arrests	0	0	1
Drug Arrests	33	43	54
Violent Offenses	11	29	27
Domestic Violence Reports	17	22	29
Property Offenses	63	50	108

¹ Hospital counts for alcohol, drug, and mental disorders are based on ICD-10 diagnosis codes. Beginning with 2020 data, individuals are counted for each hospital encounter they have during the calendar year.

² In 2019 the National Incident Based Reporting System (NIPRS) replaced the Uniform Crime Reporting (UCR) system for Missouri crime and arrest reports. NIPRS data might not be fully comparable to the UCR.

³ DSS Children's Division reports do not encompass all reasons for removal but document adverse conditions present. Multiple conditions and factors are often considered when a child is placed out of the home. Only the parental substance use conditions are included in this profile.

MARION COUNTY



BIRTHS AND DEATHS

	2021	2020	2019
Resident Births	338	300	360
Resident Deaths (total)	396	374	347
COVID-19 Deaths	51	40	
Suicide	6	4	7
Homicide	2	1	0
Alcohol Induced Deaths	0	5	2
Drug Induced Deaths	10	4	10
Smoking Attributable Deaths	53	57	48

HOSPITAL AND EMERGENCY ROOM ¹

Principal Disorder

	2020	2019	2018
Alcohol Use: ER Treatment, then Discharged	74	47	59
Alcohol Use: ER Treatment, then Admitted	4	9	12
Alcohol Use: Admitted without ER Services	10	8	1
Drug Use: ER Treatment, then Discharged	42	42	36
Drug Use: ER Treatment, then Admitted	7	13	9
Drug Use: Admitted without ER Services	4	6	5
Mental: ER Treatment, then Discharged	190	187	248
Mental: ER Treatment, then Admitted	50	50	55
Mental: Admitted without ER Services	173	113	142

Secondary Disorder

Alcohol Use: ER Treatment, then Discharged	115	73	68
Alcohol Use: ER Treatment, then Admitted	83	73	86
Alcohol Use: Admitted without ER Services	37	40	33
Drug Use: ER Treatment, then Discharged	182	57	61
Drug Use: ER Treatment, then Admitted	104	86	74
Drug Use: Admitted without ER Services	76	67	55
Mental: ER Treatment, then Discharged	1,270	374	306
Mental: ER Treatment, then Admitted	752	415	683
Mental: Admitted without ER Services	304	201	389

IMPAIRED DRIVING

	2021	2020	2019
Alcohol Involved Fatal Crashes	1	0	1
Alcohol Involved Injury Crashes	10	21	11
Alcohol Involved Property Damage Crashes	31	19	26
Killed in Alcohol Involved Crashes	1	0	1
Injured in Alcohol Involved Crashes	11	24	16
Drug Involved Fatal Crashes	1	0	0
Drug Involved Injury Crashes	4	8	5
Drug Involved Property Damage Crashes	3	3	3
Killed in Drug Involved Crashes	1	0	0
Injured in Drug Involved Crashes	5	14	5

POLICE REPORTS ²

	2021	2020	2019
DUI Arrests, DWI Tracking System	154	132	124
Liquor Law Arrests	18	2	62
Drug Arrests	325	289	287
Violent Offenses	69	86	101
Domestic Violence Reports	235	215	255
Property Offenses	876	1,069	1,128

SCHOOL REPORTS

	2020-21	2019-20	2018-19
Enrollment Grades K-12	4,665	4,726	4,744
School Discipline Involving Alcohol	0	1	2
School Discipline Involving Drugs	6	3	10
School Discipline Involving Tobacco	0	0	0
Enrollment Grades 9-12	1,491	1,395	1,411
Dropouts	16	7	11

JUVENILE COURT REFERRALS

	2021	2020	2019
Child Abuse	2	3	2
Child Neglect	5	5	36
Child Custody Issues	2	0	9
Juvenile Violent Offenses	30	9	19
Juvenile Alcohol Offenses	2	0	2
Juvenile Drug Offenses	11	1	6
School Truancy	29	10	22
Absent from Home	0	0	0
Beyond Parental Control	51	40	24
Injurious Behavior	16	19	20

JUVENILE COURT PLACEMENTS ³

	2021	2020	2019
Total Out-of-Home Placements	72	44	69
Parental Alcohol Use Reported	8	4	3
Parental Drug Use Reported	35	17	23
Parental Alcohol and Drug Use Reported	3	0	2

CRIMINAL JUSTICE

	FY 2022	FY 2021	FY 2020
Drug Treatment Court Participants	22	29	37
Probation/Parole Admissions--Drug	129	121	142
Probation/Parole Admissions--DWI	2	3	3
Prison Admissions--Drug	70	66	67
Prison Admissions--DWI	0	1	0

DEMOGRAPHICS

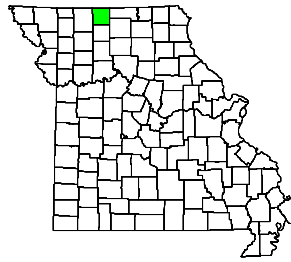
	2021	2020	2019
Population Estimate	28,518	28,470	28,530
Labor Force	14,197	14,299	14,565
Employed	13,705	13,612	14,104
Unemployed	492	687	461
Unemployment Rate	3.5%	4.8%	3.2%
Poverty Estimate, individuals of all ages	Unavailable	3,890	3,776
Poverty Estimate, children under age 18	Unavailable	1,121	1,176
Median Household Income	Unavailable	\$54,230	\$50,803

¹ Hospital counts for alcohol, drug, and mental disorders are based on ICD-10 diagnosis codes. Beginning with 2020 data, individuals are counted for each hospital encounter they have during the calendar year.

² In 2019 the National Incident Based Reporting System (NIPRS) replaced the Uniform Crime Reporting (UCR) system for Missouri crime and arrest reports. NIPRS data might not be fully comparable to the UCR.

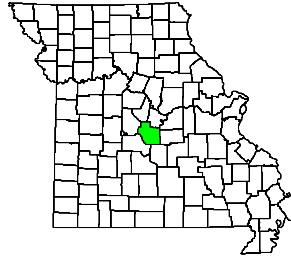
³ DSS Children's Division reports do not encompass all reasons for removal but document adverse conditions present. Multiple conditions and factors are often considered when a child is placed out of the home. Only the parental substance use conditions are included in this profile.

MERCER COUNTY



BIRTHS AND DEATHS	2021	2020	2019	SCHOOL REPORTS	2020-21	2019-20	2018-19
Resident Births	42	46	47	Enrollment Grades K-12	493	505	547
Resident Deaths (total)	52	70	36	School Discipline Involving Alcohol	0	0	0
COVID-19 Deaths	4	10		School Discipline Involving Drugs	0	0	0
Suicide	1	3	0	School Discipline Involving Tobacco	0	0	0
Homicide	0	0	0	Enrollment Grades 9-12	166	164	189
Alcohol Induced Deaths	0	1	0	Dropouts	0	0	0
Drug Induced Deaths	0	0	0	JUVENILE COURT REFERRALS			
Smoking Attributable Deaths	8	9	6	2021	2020	2019	
HOSPITAL AND EMERGENCY ROOM ¹				Child Abuse	0	6	5
Principal Disorder				Child Neglect	24	13	8
Alcohol Use: ER Treatment, then Discharged	4	2	0	Child Custody Issues	0	0	1
Alcohol Use: ER Treatment, then Admitted	0	0	0	Juvenile Violent Offenses	2	4	4
Alcohol Use: Admitted without ER Services	0	1	0	Juvenile Alcohol Offenses	0	1	0
Drug Use: ER Treatment, then Discharged	1	1	3	Juvenile Drug Offenses	0	0	4
Drug Use: ER Treatment, then Admitted	0	0	2	School Truancy	0	0	4
Drug Use: Admitted without ER Services	0	1	2	Absent from Home	2	0	2
Mental: ER Treatment, then Discharged	11	15	8	Beyond Parental Control	0	1	0
Mental: ER Treatment, then Admitted	7	2	6	Injurious Behavior	1	0	6
Mental: Admitted without ER Services	19	9	9	JUVENILE COURT PLACEMENTS ³			
Secondary Disorder				2021	2020	2019	
Alcohol Use: ER Treatment, then Discharged	5	7	4	Total Out-of-Home Placements	5	0	3
Alcohol Use: ER Treatment, then Admitted	3	1	1	Parental Alcohol Use Reported	0	0	0
Alcohol Use: Admitted without ER Services	9	12	3	Parental Drug Use Reported	5	0	3
Drug Use: ER Treatment, then Discharged	7	9	7	Parental Alcohol and Drug Use Reported	0	0	0
Drug Use: ER Treatment, then Admitted	5	1	2	CRIMINAL JUSTICE			
Drug Use: Admitted without ER Services	13	6	5	FY 2022	FY 2021	FY 2020	
Mental: ER Treatment, then Discharged	45	31	48	Drug Treatment Court Participants	3	2	1
Mental: ER Treatment, then Admitted	7	3	9	Probation/Parole Admissions--Drug	4	3	3
Mental: Admitted without ER Services	134	65	108	Probation/Parole Admissions--DWI	1	0	0
IMPAIRED DRIVING				2021	2020	2019	
Alcohol Involved Fatal Crashes	0	0	0	DEMOGRAPHICS			
Alcohol Involved Injury Crashes	0	1	1	2021	2020	2019	
Alcohol Involved Property Damage Crashes	3	0	1	Population Estimate	3,488	3,515	3,617
Killed in Alcohol Involved Crashes	0	0	0	Labor Force	1,805	1,889	1,861
Injured in Alcohol Involved Crashes	0	2	1	Employed	1,752	1,821	1,802
Drug Involved Fatal Crashes	0	0	0	Unemployed	53	68	59
Drug Involved Injury Crashes	0	0	1	Unemployment Rate	2.9%	3.6%	3.2%
Drug Involved Property Damage Crashes	0	0	0	Poverty Estimate, individuals of all ages	Unavailable	477	453
Killed in Drug Involved Crashes	0	0	0	Poverty Estimate, children under age 18	Unavailable	146	179
Injured in Drug Involved Crashes	0	0	1	Median Household Income	Unavailable	\$45,934	\$44,343
POLICE REPORTS ²				2021	2020	2019	
DUI Arrests, DWI Tracking System	8	2	6	¹ Hospital counts for alcohol, drug, and mental disorders are based on ICD-10 diagnosis codes. Beginning with 2020 data, individuals are counted for each hospital encounter they have during the calendar year.			
Liquor Law Arrests	0	0	0				
Drug Arrests	0	0	2				
Violent Offenses	1	2	0				
Domestic Violence Reports	0	0	0				
Property Offenses	1	7	2	² In 2019 the National Incident Based Reporting System (NIPRS) replaced the Uniform Crime Reporting (UCR) system for Missouri crime and arrest reports. NIPRS data might not be fully comparable to the UCR.			
				³ DSS Children's Division reports do not encompass all reasons for removal but document adverse conditions present. Multiple conditions and factors are often considered when a child is placed out of the home. Only the parental substance use conditions are included in this profile.			

MILLER COUNTY



BIRTHS AND DEATHS

	2021	2020	2019
Resident Births	313	299	300
Resident Deaths (total)	366	347	297
COVID-19 Deaths	36	38	
Suicide	4	1	5
Homicide	2	1	2
Alcohol Induced Deaths	3	3	4
Drug Induced Deaths	3	2	6
Smoking Attributable Deaths	57	52	51

HOSPITAL AND EMERGENCY ROOM ¹

Principal Disorder

	2020	2019	2018
Alcohol Use: ER Treatment, then Discharged	30	32	63
Alcohol Use: ER Treatment, then Admitted	10	8	11
Alcohol Use: Admitted without ER Services	10	6	19
Drug Use: ER Treatment, then Discharged	25	39	42
Drug Use: ER Treatment, then Admitted	9	10	7
Drug Use: Admitted without ER Services	5	8	7
Mental: ER Treatment, then Discharged	187	186	250
Mental: ER Treatment, then Admitted	80	68	102
Mental: Admitted without ER Services	116	65	121

Secondary Disorder

Alcohol Use: ER Treatment, then Discharged	52	49	61
Alcohol Use: ER Treatment, then Admitted	53	30	57
Alcohol Use: Admitted without ER Services	65	44	56
Drug Use: ER Treatment, then Discharged	89	63	70
Drug Use: ER Treatment, then Admitted	52	61	57
Drug Use: Admitted without ER Services	95	61	65
Mental: ER Treatment, then Discharged	747	443	767
Mental: ER Treatment, then Admitted	230	150	312
Mental: Admitted without ER Services	376	283	444

IMPAIRED DRIVING

	2021	2020	2019
Alcohol Involved Fatal Crashes	2	2	1
Alcohol Involved Injury Crashes	19	19	18
Alcohol Involved Property Damage Crashes	20	25	27
Killed in Alcohol Involved Crashes	3	2	5
Injured in Alcohol Involved Crashes	26	22	23
Drug Involved Fatal Crashes	1	1	0
Drug Involved Injury Crashes	3	2	2
Drug Involved Property Damage Crashes	4	5	4
Killed in Drug Involved Crashes	2	1	0
Injured in Drug Involved Crashes	5	2	2

POLICE REPORTS ²

	2021	2020	2019
DUI Arrests, DWI Tracking System	142	151	162
Liquor Law Arrests	0	0	0
Drug Arrests	28	144	256
Violent Offenses	30	34	35
Domestic Violence Reports	56	138	213
Property Offenses	73	364	377

SCHOOL REPORTS

	2020-21	2019-20	2018-19
Enrollment Grades K-12	4,920	4,960	4,892
School Discipline Involving Alcohol	0	8	1
School Discipline Involving Drugs	0	10	22
School Discipline Involving Tobacco	0	2	1
Enrollment Grades 9-12	1,540	1,533	1,456
Dropouts	8	0	0

JUVENILE COURT REFERRALS

	2021	2020	2019
Child Abuse	28	25	27
Child Neglect	28	40	61
Child Custody Issues	71	57	39
Juvenile Violent Offenses	10	6	13
Juvenile Alcohol Offenses	2	5	2
Juvenile Drug Offenses	10	1	5
School Truancy	16	12	15
Absent from Home	6	2	5
Beyond Parental Control	11	18	6
Injurious Behavior	12	2	17

JUVENILE COURT PLACEMENTS ³

	2021	2020	2019
Total Out-of-Home Placements	25	24	38
Parental Alcohol Use Reported	0	0	2
Parental Drug Use Reported	8	14	10
Parental Alcohol and Drug Use Reported	0	2	0

CRIMINAL JUSTICE

	FY 2022	FY 2021	FY 2020
Drug Treatment Court Participants	2	4	6
Probation/Parole Admissions--Drug	81	77	113
Probation/Parole Admissions--DWI	4	4	10
Prison Admissions--Drug	34	34	43
Prison Admissions--DWI	2	2	3

DEMOGRAPHICS

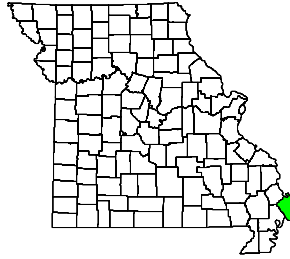
	2021	2020	2019
Population Estimate	24,909	24,733	25,619
Labor Force	12,593	12,308	12,313
Employed	12,076	11,547	11,850
Unemployed	517	761	463
Unemployment Rate	4.1%	6.2%	3.8%
Poverty Estimate, individuals of all ages	Unavailable	3,542	3,818
Poverty Estimate, children under age 18	Unavailable	1,136	1,263
Median Household Income	Unavailable	\$51,348	\$49,252

¹ Hospital counts for alcohol, drug, and mental disorders are based on ICD-10 diagnosis codes. Beginning with 2020 data, individuals are counted for each hospital encounter they have during the calendar year.

² In 2019 the National Incident Based Reporting System (NIPRS) replaced the Uniform Crime Reporting (UCR) system for Missouri crime and arrest reports. NIPRS data might not be fully comparable to the UCR.

³ DSS Children's Division reports do not encompass all reasons for removal but document adverse conditions present. Multiple conditions and factors are often considered when a child is placed out of the home. Only the parental substance use conditions are included in this profile.

MISSISSIPPI COUNTY



BIRTHS AND DEATHS

	2021	2020	2019
Resident Births	132	146	152
Resident Deaths (total)	221	219	175
COVID-19 Deaths	26	24	
Suicide	3	2	2
Homicide	0	3	2
Alcohol Induced Deaths	0	1	0
Drug Induced Deaths	1	1	1
Smoking Attributable Deaths	38	38	38

HOSPITAL AND EMERGENCY ROOM ¹

Principal Disorder

	2020	2019	2018
Alcohol Use: ER Treatment, then Discharged	23	29	14
Alcohol Use: ER Treatment, then Admitted	3	0	1
Alcohol Use: Admitted without ER Services	9	11	7
Drug Use: ER Treatment, then Discharged	49	42	34
Drug Use: ER Treatment, then Admitted	4	8	7
Drug Use: Admitted without ER Services	11	20	7
Mental: ER Treatment, then Discharged	131	103	105
Mental: ER Treatment, then Admitted	28	12	22
Mental: Admitted without ER Services	122	65	108

Secondary Disorder

Alcohol Use: ER Treatment, then Discharged	29	20	36
Alcohol Use: ER Treatment, then Admitted	11	10	4
Alcohol Use: Admitted without ER Services	64	40	40
Drug Use: ER Treatment, then Discharged	116	111	91
Drug Use: ER Treatment, then Admitted	23	19	20
Drug Use: Admitted without ER Services	149	93	112
Mental: ER Treatment, then Discharged	360	333	604
Mental: ER Treatment, then Admitted	28	28	45
Mental: Admitted without ER Services	440	303	490

IMPAIRED DRIVING

	2021	2020	2019
Alcohol Involved Fatal Crashes	0	0	0
Alcohol Involved Injury Crashes	1	1	7
Alcohol Involved Property Damage Crashes	7	6	4
Killed in Alcohol Involved Crashes	0	0	0
Injured in Alcohol Involved Crashes	1	2	14
Drug Involved Fatal Crashes	1	0	0
Drug Involved Injury Crashes	2	1	4
Drug Involved Property Damage Crashes	2	1	0
Killed in Drug Involved Crashes	1	0	0
Injured in Drug Involved Crashes	2	1	7

POLICE REPORTS ²

	2021	2020	2019
DUI Arrests, DWI Tracking System	52	40	63
Liquor Law Arrests	0	1	0
Drug Arrests	48	25	40
Violent Offenses	90	47	56
Domestic Violence Reports	91	36	67
Property Offenses	186	137	158

SCHOOL REPORTS

	2020-21	2019-20	2018-19
Enrollment Grades K-12	1,815	1,874	1,983
School Discipline Involving Alcohol	0	0	0
School Discipline Involving Drugs	0	2	1
School Discipline Involving Tobacco	0	0	0
Enrollment Grades 9-12	572	581	602
Dropouts	16	5	5

JUVENILE COURT REFERRALS

	2021	2020	2019
Child Abuse	0	0	1
Child Neglect	28	22	36
Child Custody Issues	0	0	0
Juvenile Violent Offenses	32	14	11
Juvenile Alcohol Offenses	0	2	0
Juvenile Drug Offenses	2	4	1
School Truancy	17	49	64
Absent from Home	16	1	1
Beyond Parental Control	9	5	4
Injurious Behavior	12	4	1

JUVENILE COURT PLACEMENTS ³

	2021	2020	2019
Total Out-of-Home Placements	21	17	28
Parental Alcohol Use Reported	0	0	0
Parental Drug Use Reported	10	11	25
Parental Alcohol and Drug Use Reported	0	0	0

CRIMINAL JUSTICE

	FY 2022	FY 2021	FY 2020
Drug Treatment Court Participants	21	22	22
Probation/Parole Admissions--Drug	56	37	54
Probation/Parole Admissions--DWI	1	4	3
Prison Admissions--Drug	40	18	35
Prison Admissions--DWI	0	2	3

DEMOGRAPHICS

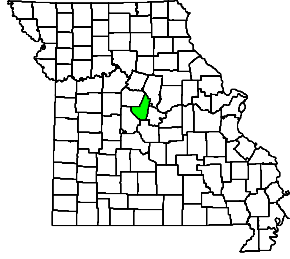
	2021	2020	2019
Population Estimate	12,538	12,537	13,180
Labor Force	5,440	5,701	5,792
Employed	5,186	5,396	5,555
Unemployed	254	305	237
Unemployment Rate	4.7%	5.3%	4.1%
Poverty Estimate, individuals of all ages	Unavailable	2,148	3,130
Poverty Estimate, children under age 18	Unavailable	857	920
Median Household Income	Unavailable	\$39,621	\$36,802

¹ Hospital counts for alcohol, drug, and mental disorders are based on ICD-10 diagnosis codes. Beginning with 2020 data, individuals are counted for each hospital encounter they have during the calendar year.

² In 2019 the National Incident Based Reporting System (NIPRS) replaced the Uniform Crime Reporting (UCR) system for Missouri crime and arrest reports. NIPRS data might not be fully comparable to the UCR.

³ DSS Children's Division reports do not encompass all reasons for removal but document adverse conditions present. Multiple conditions and factors are often considered when a child is placed out of the home. Only the parental substance use conditions are included in this profile.

MONITEAU COUNTY



BIRTHS AND DEATHS

	2021	2020	2019
Resident Births	190	188	186
Resident Deaths (total)	174	199	149
COVID-19 Deaths	14	21	
Suicide	2	7	1
Homicide	0	0	1
Alcohol Induced Deaths	1	1	1
Drug Induced Deaths	0	3	1
Smoking Attributable Deaths	25	24	34

HOSPITAL AND EMERGENCY ROOM ¹

	2020	2019	2018
Principal Disorder			
Alcohol Use: ER Treatment, then Discharged	12	13	22
Alcohol Use: ER Treatment, then Admitted	6	6	8
Alcohol Use: Admitted without ER Services	2	2	3
Drug Use: ER Treatment, then Discharged	9	5	14
Drug Use: ER Treatment, then Admitted	1	6	4
Drug Use: Admitted without ER Services	1	1	3
Mental: ER Treatment, then Discharged	96	105	113
Mental: ER Treatment, then Admitted	63	43	61
Mental: Admitted without ER Services	77	35	41
Secondary Disorder			
Alcohol Use: ER Treatment, then Discharged	26	10	25
Alcohol Use: ER Treatment, then Admitted	27	23	39
Alcohol Use: Admitted without ER Services	9	10	26
Drug Use: ER Treatment, then Discharged	36	32	34
Drug Use: ER Treatment, then Admitted	46	30	45
Drug Use: Admitted without ER Services	22	24	24
Mental: ER Treatment, then Discharged	369	297	605
Mental: ER Treatment, then Admitted	231	133	297
Mental: Admitted without ER Services	126	103	165

IMPAIRED DRIVING

	2021	2020	2019
Alcohol Involved Fatal Crashes	1	0	0
Alcohol Involved Injury Crashes	3	3	1
Alcohol Involved Property Damage Crashes	6	5	6
Killed in Alcohol Involved Crashes	1	0	0
Injured in Alcohol Involved Crashes	8	3	1
Drug Involved Fatal Crashes	0	0	0
Drug Involved Injury Crashes	0	1	0
Drug Involved Property Damage Crashes	1	0	1
Killed in Drug Involved Crashes	0	0	0
Injured in Drug Involved Crashes	0	3	0

POLICE REPORTS ²

	2021	2020	2019
DUI Arrests, DWI Tracking System	42	38	49
Liquor Law Arrests	0	0	0
Drug Arrests	0	12	23
Violent Offenses	0	1	20
Domestic Violence Reports	0	7	47
Property Offenses	0	15	64

SCHOOL REPORTS

	2020-21	2019-20	2018-19
Enrollment Grades K-12	2,346	2,386	2,380
School Discipline Involving Alcohol	7	0	0
School Discipline Involving Drugs	0	3	1
School Discipline Involving Tobacco	0	0	0
Enrollment Grades 9-12	721	721	723
Dropouts	0	0	5

JUVENILE COURT REFERRALS

	2021	2020	2019
Child Abuse	0	3	3
Child Neglect	3	6	20
Child Custody Issues	0	1	1
Juvenile Violent Offenses	8	2	2
Juvenile Alcohol Offenses	0	0	0
Juvenile Drug Offenses	1	0	0
School Truancy	2	4	8
Absent from Home	9	0	2
Beyond Parental Control	1	4	0
Injurious Behavior	1	4	5

JUVENILE COURT PLACEMENTS ³

	2021	2020	2019
Total Out-of-Home Placements	7	7	12
Parental Alcohol Use Reported	0	0	0
Parental Drug Use Reported	2	4	5
Parental Alcohol and Drug Use Reported	0	0	0

CRIMINAL JUSTICE

	FY 2022	FY 2021	FY 2020
Drug Treatment Court Participants	4	3	4
Probation/Parole Admissions--Drug	73	44	49
Probation/Parole Admissions--DWI	0	1	3
Prison Admissions--Drug	23	8	14
Prison Admissions--DWI	1	0	0

DEMOGRAPHICS

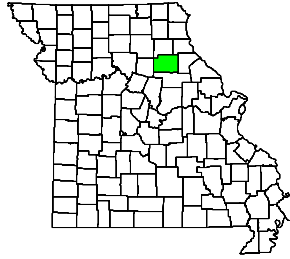
	2021	2020	2019
Population Estimate	15,484	15,464	16,132
Labor Force	7,049	7,368	7,313
Employed	6,810	7,055	7,097
Unemployed	239	313	216
Unemployment Rate	3.4%	4.2%	3.0%
Poverty Estimate, individuals of all ages	Unavailable	1,699	1,617
Poverty Estimate, children under age 18	Unavailable	622	629
Median Household Income	Unavailable	\$51,138	\$57,321

¹ Hospital counts for alcohol, drug, and mental disorders are based on ICD-10 diagnosis codes. Beginning with 2020 data, individuals are counted for each hospital encounter they have during the calendar year.

² In 2019 the National Incident Based Reporting System (NIPRS) replaced the Uniform Crime Reporting (UCR) system for Missouri crime and arrest reports. NIPRS data might not be fully comparable to the UCR.

³ DSS Children's Division reports do not encompass all reasons for removal but document adverse conditions present. Multiple conditions and factors are often considered when a child is placed out of the home. Only the parental substance use conditions are included in this profile.

MONROE COUNTY



BIRTHS AND DEATHS

	2021	2020	2019
Resident Births	89	99	90
Resident Deaths (total)	122	127	114
COVID-19 Deaths	17	16	
Suicide	2	2	2
Homicide	0	1	0
Alcohol Induced Deaths	2	0	0
Drug Induced Deaths	1	1	2
Smoking Attributable Deaths	21	20	22

SCHOOL REPORTS

	2020-21	2019-20	2018-19
Enrollment Grades K-12	1,365	1,403	1,385
School Discipline Involving Alcohol	0	0	0
School Discipline Involving Drugs	0	1	6
School Discipline Involving Tobacco	0	0	0
Enrollment Grades 9-12	467	483	479
Dropouts	0	0	0

HOSPITAL AND EMERGENCY ROOM ¹

Principal Disorder

	2020	2019	2018
Alcohol Use: ER Treatment, then Discharged	21	3	8
Alcohol Use: ER Treatment, then Admitted	3	1	1
Alcohol Use: Admitted without ER Services	2	1	1
Drug Use: ER Treatment, then Discharged	9	11	7
Drug Use: ER Treatment, then Admitted	4	1	1
Drug Use: Admitted without ER Services	2	0	2
Mental: ER Treatment, then Discharged	19	31	47
Mental: ER Treatment, then Admitted	33	24	20
Mental: Admitted without ER Services	24	19	27

Secondary Disorder

Alcohol Use: ER Treatment, then Discharged	12	6	12
Alcohol Use: ER Treatment, then Admitted	16	15	21
Alcohol Use: Admitted without ER Services	16	2	19
Drug Use: ER Treatment, then Discharged	18	8	11
Drug Use: ER Treatment, then Admitted	25	16	16
Drug Use: Admitted without ER Services	16	9	21
Mental: ER Treatment, then Discharged	184	96	147
Mental: ER Treatment, then Admitted	181	109	179
Mental: Admitted without ER Services	139	94	179

JUVENILE COURT REFERRALS

	2021	2020	2019
Child Abuse	0	1	5
Child Neglect	6	0	18
Child Custody Issues	0	1	4
Juvenile Violent Offenses	0	0	3
Juvenile Alcohol Offenses	0	0	0
Juvenile Drug Offenses	1	1	1
School Truancy	7	4	4
Absent from Home	0	2	2
Beyond Parental Control	5	8	4
Injurious Behavior	0	1	6

JUVENILE COURT PLACEMENTS ³

	2021	2020	2019
Total Out-of-Home Placements	8	7	14
Parental Alcohol Use Reported	1	0	2
Parental Drug Use Reported	5	1	1
Parental Alcohol and Drug Use Reported	1	0	0

CRIMINAL JUSTICE

	FY 2022	FY 2021	FY 2020
Drug Treatment Court Participants	0	0	0
Probation/Parole Admissions--Drug	14	25	20
Probation/Parole Admissions--DWI	0	1	2
Prison Admissions--Drug	9	7	11
Prison Admissions--DWI	0	1	0

IMPAIRED DRIVING

	2021	2020	2019
Alcohol Involved Fatal Crashes	0	0	0
Alcohol Involved Injury Crashes	4	3	1
Alcohol Involved Property Damage Crashes	5	2	6
Killed in Alcohol Involved Crashes	0	0	0
Injured in Alcohol Involved Crashes	5	3	3
Drug Involved Fatal Crashes	0	0	0
Drug Involved Injury Crashes	2	1	2
Drug Involved Property Damage Crashes	1	0	0
Killed in Drug Involved Crashes	0	0	0
Injured in Drug Involved Crashes	2	1	3

DEMOGRAPHICS

	2021	2020	2019
Population Estimate	8,712	8,666	8,644
Labor Force	3,783	3,789	3,872
Employed	3,618	3,564	3,711
Unemployed	165	225	161
Unemployment Rate	4.4%	5.9%	4.2%
Poverty Estimate, individuals of all ages	Unavailable	1,115	1,143
Poverty Estimate, children under age 18	Unavailable	370	365
Median Household Income	Unavailable	\$48,661	\$48,399

POLICE REPORTS ²

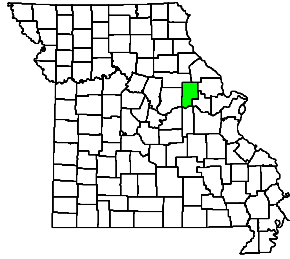
	2021	2020	2019
DUI Arrests, DWI Tracking System	22	18	20
Liquor Law Arrests	2	0	0
Drug Arrests	13	36	20
Violent Offenses	34	16	7
Domestic Violence Reports	24	16	10
Property Offenses	62	43	64

¹ Hospital counts for alcohol, drug, and mental disorders are based on ICD-10 diagnosis codes. Beginning with 2020 data, individuals are counted for each hospital encounter they have during the calendar year.

² In 2019 the National Incident Based Reporting System (NIPRS) replaced the Uniform Crime Reporting (UCR) system for Missouri crime and arrest reports. NIPRS data might not be fully comparable to the UCR.

³ DSS Children's Division reports do not encompass all reasons for removal but document adverse conditions present. Multiple conditions and factors are often considered when a child is placed out of the home. Only the parental substance use conditions are included in this profile.

MONTGOMERY COUNTY



BIRTHS AND DEATHS

	2021	2020	2019
Resident Births	136	120	127
Resident Deaths (total)	185	195	193
COVID-19 Deaths	17	15	
Suicide	3	3	5
Homicide	0	0	0
Alcohol Induced Deaths	2	1	0
Drug Induced Deaths	1	5	4
Smoking Attributable Deaths	34	38	32

SCHOOL REPORTS

	2020-21	2019-20	2018-19
Enrollment Grades K-12	1,412	1,504	1,536
School Discipline Involving Alcohol	0	0	0
School Discipline Involving Drugs	0	1	5
School Discipline Involving Tobacco	0	0	0
Enrollment Grades 9-12	461	483	488
Dropouts	6	0	5

HOSPITAL AND EMERGENCY ROOM ¹

Principal Disorder

	2020	2019	2018
Alcohol Use: ER Treatment, then Discharged	16	19	21
Alcohol Use: ER Treatment, then Admitted	5	3	8
Alcohol Use: Admitted without ER Services	4	4	2
Drug Use: ER Treatment, then Discharged	16	17	21
Drug Use: ER Treatment, then Admitted	4	5	9
Drug Use: Admitted without ER Services	5	6	7
Mental: ER Treatment, then Discharged	109	116	99
Mental: ER Treatment, then Admitted	110	73	108
Mental: Admitted without ER Services	73	37	51

Secondary Disorder

Alcohol Use: ER Treatment, then Discharged	25	27	27
Alcohol Use: ER Treatment, then Admitted	55	41	43
Alcohol Use: Admitted without ER Services	31	15	14
Drug Use: ER Treatment, then Discharged	42	46	36
Drug Use: ER Treatment, then Admitted	67	52	71
Drug Use: Admitted without ER Services	43	40	48
Mental: ER Treatment, then Discharged	152	169	275
Mental: ER Treatment, then Admitted	251	202	369
Mental: Admitted without ER Services	172	138	208

JUVENILE COURT REFERRALS

	2021	2020	2019
Child Abuse	13	4	17
Child Neglect	31	20	19
Child Custody Issues	2	0	1
Juvenile Violent Offenses	9	5	6
Juvenile Alcohol Offenses	0	0	2
Juvenile Drug Offenses	3	4	0
School Truancy	3	2	5
Absent from Home	6	6	1
Beyond Parental Control	16	8	11
Injurious Behavior	40	41	16

JUVENILE COURT PLACEMENTS ³

	2021	2020	2019
Total Out-of-Home Placements	24	18	15
Parental Alcohol Use Reported	3	0	0
Parental Drug Use Reported	10	14	5
Parental Alcohol and Drug Use Reported	0	0	0

CRIMINAL JUSTICE

	FY 2022	FY 2021	FY 2020
Drug Treatment Court Participants	10	8	8
Probation/Parole Admissions--Drug	57	41	75
Probation/Parole Admissions--DWI	2	3	2
Prison Admissions--Drug	29	14	24
Prison Admissions--DWI	2	1	2

IMPAIRED DRIVING

	2021	2020	2019
Alcohol Involved Fatal Crashes	2	1	0
Alcohol Involved Injury Crashes	8	9	6
Alcohol Involved Property Damage Crashes	10	6	7
Killed in Alcohol Involved Crashes	2	1	0
Injured in Alcohol Involved Crashes	10	14	7
Drug Involved Fatal Crashes	1	0	1
Drug Involved Injury Crashes	1	3	2
Drug Involved Property Damage Crashes	5	0	0
Killed in Drug Involved Crashes	1	0	1
Injured in Drug Involved Crashes	1	4	4

DEMOGRAPHICS

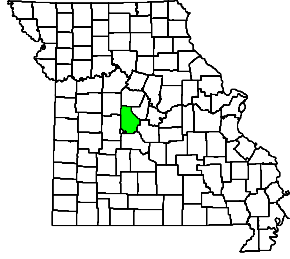
	2021	2020	2019
Population Estimate	11,415	11,262	11,551
Labor Force	5,788	5,750	5,738
Employed	5,573	5,464	5,558
Unemployed	215	286	180
Unemployment Rate	3.7%	5.0%	3.1%
Poverty Estimate, individuals of all ages	Unavailable	1,415	1,482
Poverty Estimate, children under age 18	Unavailable	396	481
Median Household Income	Unavailable	\$56,447	\$50,282

POLICE REPORTS ²

	2021	2020	2019
DUI Arrests, DWI Tracking System	56	36	48
Liquor Law Arrests	1	0	2
Drug Arrests	29	37	118
Violent Offenses	25	4	3
Domestic Violence Reports	50	51	54
Property Offenses	78	128	98

¹	Hospital counts for alcohol, drug, and mental disorders are based on ICD-10 diagnosis codes. Beginning with 2020 data, individuals are counted for each hospital encounter they have during the calendar year.
²	In 2019 the National Incident Based Reporting System (NIPRS) replaced the Uniform Crime Reporting (UCR) system for Missouri crime and arrest reports. NIPRS data might not be fully comparable to the UCR.
³	DSS Children's Division reports do not encompass all reasons for removal but document adverse conditions present. Multiple conditions and factors are often considered when a child is placed out of the home. Only the parental substance use conditions are included in this profile.

MORGAN COUNTY



BIRTHS AND DEATHS

	2021	2020	2019
Resident Births	254	272	234
Resident Deaths (total)	327	338	287
COVID-19 Deaths	36	31	
Suicide	6	2	3
Homicide	1	2	0
Alcohol Induced Deaths	1	1	6
Drug Induced Deaths	4	3	0
Smoking Attributable Deaths	47	59	57

SCHOOL REPORTS

	2020-21	2019-20	2018-19
Enrollment Grades K-12	1,923	2,016	1,995
School Discipline Involving Alcohol	0	1	2
School Discipline Involving Drugs	0	0	8
School Discipline Involving Tobacco	0	0	0
Enrollment Grades 9-12	619	612	562
Dropouts	0	0	0

HOSPITAL AND EMERGENCY ROOM ¹

Principal Disorder

	2020	2019	2018
Alcohol Use: ER Treatment, then Discharged	42	22	29
Alcohol Use: ER Treatment, then Admitted	15	10	12
Alcohol Use: Admitted without ER Services	13	8	12
Drug Use: ER Treatment, then Discharged	25	23	27
Drug Use: ER Treatment, then Admitted	4	1	6
Drug Use: Admitted without ER Services	6	6	10
Mental: ER Treatment, then Discharged	150	134	149
Mental: ER Treatment, then Admitted	79	53	85
Mental: Admitted without ER Services	135	69	122

Secondary Disorder

Alcohol Use: ER Treatment, then Discharged	90	47	36
Alcohol Use: ER Treatment, then Admitted	42	32	53
Alcohol Use: Admitted without ER Services	66	67	79
Drug Use: ER Treatment, then Discharged	87	56	51
Drug Use: ER Treatment, then Admitted	52	46	61
Drug Use: Admitted without ER Services	94	80	67
Mental: ER Treatment, then Discharged	839	543	894
Mental: ER Treatment, then Admitted	237	150	317
Mental: Admitted without ER Services	506	304	574

JUVENILE COURT REFERRALS

	2021	2020	2019
Child Abuse	1	22	18
Child Neglect	16	15	59
Child Custody Issues	64	54	42
Juvenile Violent Offenses	15	13	19
Juvenile Alcohol Offenses	0	0	0
Juvenile Drug Offenses	1	0	8
School Truancy	7	1	9
Absent from Home	5	3	2
Beyond Parental Control	3	2	4
Injurious Behavior	15	6	5

JUVENILE COURT PLACEMENTS ³

	2021	2020	2019
Total Out-of-Home Placements	24	27	51
Parental Alcohol Use Reported	0	0	2
Parental Drug Use Reported	11	16	19
Parental Alcohol and Drug Use Reported	0	3	2

CRIMINAL JUSTICE

	FY 2022	FY 2021	FY 2020
Drug Treatment Court Participants	0	0	0
Probation/Parole Admissions--Drug	107	112	137
Probation/Parole Admissions--DWI	12	4	8
Prison Admissions--Drug	53	41	63
Prison Admissions--DWI	3	3	4

IMPAIRED DRIVING

	2021	2020	2019
Alcohol Involved Fatal Crashes	0	3	1
Alcohol Involved Injury Crashes	13	12	14
Alcohol Involved Property Damage Crashes	25	17	17
Killed in Alcohol Involved Crashes	0	3	1
Injured in Alcohol Involved Crashes	15	16	21
Drug Involved Fatal Crashes	1	2	0
Drug Involved Injury Crashes	0	1	0
Drug Involved Property Damage Crashes	0	1	0
Killed in Drug Involved Crashes	1	2	0
Injured in Drug Involved Crashes	0	1	0

DEMOGRAPHICS

	2021	2020	2019
Population Estimate	21,379	20,997	20,627
Labor Force	8,540	8,273	8,127
Employed	8,137	7,755	7,776
Unemployed	403	518	351
Unemployment Rate	4.7%	6.3%	4.3%
Poverty Estimate, individuals of all ages	Unavailable	3,061	3,594
Poverty Estimate, children under age 18	Unavailable	1,035	1,251
Median Household Income	Unavailable	\$51,582	\$44,473

POLICE REPORTS ²

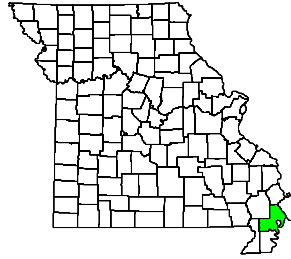
	2021	2020	2019
DUI Arrests, DWI Tracking System	73	56	63
Liquor Law Arrests	1	2	0
Drug Arrests	25	22	146
Violent Offenses	7	30	107
Domestic Violence Reports	31	58	366
Property Offenses	57	87	237

¹ Hospital counts for alcohol, drug, and mental disorders are based on ICD-10 diagnosis codes. Beginning with 2020 data, individuals are counted for each hospital encounter they have during the calendar year.

² In 2019 the National Incident Based Reporting System (NIPRS) replaced the Uniform Crime Reporting (UCR) system for Missouri crime and arrest reports. NIPRS data might not be fully comparable to the UCR.

³ DSS Children's Division reports do not encompass all reasons for removal but document adverse conditions present. Multiple conditions and factors are often considered when a child is placed out of the home. Only the parental substance use conditions are included in this profile.

NEW MADRID COUNTY



BIRTHS AND DEATHS

	2021	2020	2019
Resident Births	202	199	246
Resident Deaths (total)	300	337	250
COVID-19 Deaths	24	37	
Suicide	1	0	7
Homicide	1	5	1
Alcohol Induced Deaths	2	2	1
Drug Induced Deaths	5	6	0
Smoking Attributable Deaths	48	57	48

HOSPITAL AND EMERGENCY ROOM ¹

Principal Disorder

	2020	2019	2018
Alcohol Use: ER Treatment, then Discharged	19	16	16
Alcohol Use: ER Treatment, then Admitted	0	3	4
Alcohol Use: Admitted without ER Services	8	5	8
Drug Use: ER Treatment, then Discharged	55	39	38
Drug Use: ER Treatment, then Admitted	9	4	13
Drug Use: Admitted without ER Services	16	22	28
Mental: ER Treatment, then Discharged	151	148	183
Mental: ER Treatment, then Admitted	23	17	44
Mental: Admitted without ER Services	220	144	189

Secondary Disorder

Alcohol Use: ER Treatment, then Discharged	33	28	44
Alcohol Use: ER Treatment, then Admitted	13	15	24
Alcohol Use: Admitted without ER Services	58	59	66
Drug Use: ER Treatment, then Discharged	95	88	123
Drug Use: ER Treatment, then Admitted	26	29	34
Drug Use: Admitted without ER Services	148	90	126
Mental: ER Treatment, then Discharged	468	413	918
Mental: ER Treatment, then Admitted	122	68	161
Mental: Admitted without ER Services	543	330	729

IMPAIRED DRIVING

	2021	2020	2019
Alcohol Involved Fatal Crashes	0	2	0
Alcohol Involved Injury Crashes	6	4	3
Alcohol Involved Property Damage Crashes	13	13	5
Killed in Alcohol Involved Crashes	0	3	0
Injured in Alcohol Involved Crashes	8	6	3
Drug Involved Fatal Crashes	0	1	1
Drug Involved Injury Crashes	4	0	0
Drug Involved Property Damage Crashes	6	2	4
Killed in Drug Involved Crashes	0	1	1
Injured in Drug Involved Crashes	6	0	0

POLICE REPORTS ²

	2021	2020	2019
DUI Arrests, DWI Tracking System	75	57	77
Liquor Law Arrests	0	0	0
Drug Arrests	52	22	28
Violent Offenses	87	68	93
Domestic Violence Reports	56	58	201
Property Offenses	282	168	234

SCHOOL REPORTS

	2020-21	2019-20	2018-19
Enrollment Grades K-12	2,390	2,431	2,409
School Discipline Involving Alcohol	0	1	0
School Discipline Involving Drugs	0	1	6
School Discipline Involving Tobacco	0	2	0
Enrollment Grades 9-12	746	713	705
Dropouts	6	0	8

JUVENILE COURT REFERRALS

	2021	2020	2019
Child Abuse	16	12	30
Child Neglect	35	44	109
Child Custody Issues	0	1	0
Juvenile Violent Offenses	10	11	15
Juvenile Alcohol Offenses	0	0	0
Juvenile Drug Offenses	11	5	15
School Truancy	19	18	16
Absent from Home	10	5	11
Beyond Parental Control	26	19	28
Injurious Behavior	48	35	58

JUVENILE COURT PLACEMENTS ³

	2021	2020	2019
Total Out-of-Home Placements	34	33	75
Parental Alcohol Use Reported	0	0	5
Parental Drug Use Reported	22	25	30
Parental Alcohol and Drug Use Reported	0	0	0

CRIMINAL JUSTICE

	FY 2022	FY 2021	FY 2020
Drug Treatment Court Participants	6	7	9
Probation/Parole Admissions--Drug	100	94	105
Probation/Parole Admissions--DWI	4	6	13
Prison Admissions--Drug	28	26	28
Prison Admissions--DWI	2	1	5

DEMOGRAPHICS

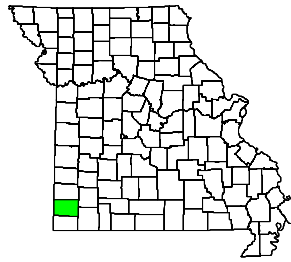
	2021	2020	2019
Population Estimate	16,035	16,329	17,076
Labor Force	8,326	8,483	8,236
Employed	7,930	7,991	7,880
Unemployed	396	492	356
Unemployment Rate	4.8%	5.8%	4.3%
Poverty Estimate, individuals of all ages	Unavailable	3,080	3,758
Poverty Estimate, children under age 18	Unavailable	967	1,276
Median Household Income	Unavailable	\$41,553	\$42,115

¹ Hospital counts for alcohol, drug, and mental disorders are based on ICD-10 diagnosis codes. Beginning with 2020 data, individuals are counted for each hospital encounter they have during the calendar year.

² In 2019 the National Incident Based Reporting System (NIPRS) replaced the Uniform Crime Reporting (UCR) system for Missouri crime and arrest reports. NIPRS data might not be fully comparable to the UCR.

³ DSS Children's Division reports do not encompass all reasons for removal but document adverse conditions present. Multiple conditions and factors are often considered when a child is placed out of the home. Only the parental substance use conditions are included in this profile.

NEWTON COUNTY



BIRTHS AND DEATHS

	2021	2020	2019
Resident Births	692	645	706
Resident Deaths (total)	818	747	661
COVID-19 Deaths	115	80	
Suicide	15	5	14
Homicide	3	2	2
Alcohol Induced Deaths	10	1	5
Drug Induced Deaths	16	11	6
Smoking Attributable Deaths	125	127	112

HOSPITAL AND EMERGENCY ROOM ¹

Principal Disorder

	2020	2019	2018
Alcohol Use: ER Treatment, then Discharged	158	109	146
Alcohol Use: ER Treatment, then Admitted	77	45	44
Alcohol Use: Admitted without ER Services	30	26	21
Drug Use: ER Treatment, then Discharged	102	87	123
Drug Use: ER Treatment, then Admitted	47	36	46
Drug Use: Admitted without ER Services	16	21	15
Mental: ER Treatment, then Discharged	238	239	333
Mental: ER Treatment, then Admitted	226	183	244
Mental: Admitted without ER Services	200	173	257

Secondary Disorder

Alcohol Use: ER Treatment, then Discharged	110	95	126
Alcohol Use: ER Treatment, then Admitted	163	125	141
Alcohol Use: Admitted without ER Services	99	83	71
Drug Use: ER Treatment, then Discharged	183	167	215
Drug Use: ER Treatment, then Admitted	214	162	145
Drug Use: Admitted without ER Services	151	128	127
Mental: ER Treatment, then Discharged	1,262	1,039	1,112
Mental: ER Treatment, then Admitted	1,006	594	1,117
Mental: Admitted without ER Services	868	531	1,124

IMPAIRED DRIVING

	2021	2020	2019
Alcohol Involved Fatal Crashes	5	2	5
Alcohol Involved Injury Crashes	30	28	24
Alcohol Involved Property Damage Crashes	30	38	30
Killed in Alcohol Involved Crashes	6	2	6
Injured in Alcohol Involved Crashes	42	38	33
Drug Involved Fatal Crashes	1	2	0
Drug Involved Injury Crashes	6	8	11
Drug Involved Property Damage Crashes	10	7	2
Killed in Drug Involved Crashes	2	2	0
Injured in Drug Involved Crashes	9	11	14

POLICE REPORTS ²

	2021	2020	2019
DUI Arrests, DWI Tracking System	270	261	230
Liquor Law Arrests	29	20	56
Drug Arrests	241	297	156
Violent Offenses	171	115	92
Domestic Violence Reports	413	473	581
Property Offenses	1,012	1,232	883

SCHOOL REPORTS

	2020-21	2019-20	2018-19
Enrollment Grades K-12	7,979	8,096	8,067
School Discipline Involving Alcohol	0	10	7
School Discipline Involving Drugs	7	6	11
School Discipline Involving Tobacco	0	0	6
Enrollment Grades 9-12	2,480	2,416	2,390
Dropouts	47	38	61

JUVENILE COURT REFERRALS

	2021	2020	2019
Child Abuse	8	10	10
Child Neglect	153	108	121
Child Custody Issues	0	3	7
Juvenile Violent Offenses	54	47	72
Juvenile Alcohol Offenses	9	20	14
Juvenile Drug Offenses	12	12	24
School Truancy	16	11	16
Absent from Home	46	50	34
Beyond Parental Control	29	28	41
Injurious Behavior	45	24	90

JUVENILE COURT PLACEMENTS ³

	2021	2020	2019
Total Out-of-Home Placements	147	102	107
Parental Alcohol Use Reported	7	5	1
Parental Drug Use Reported	66	32	45
Parental Alcohol and Drug Use Reported	2	12	3

CRIMINAL JUSTICE

	FY 2022	FY 2021	FY 2020
Drug Treatment Court Participants	56	48	41
Probation/Parole Admissions--Drug	59	66	62
Probation/Parole Admissions--DWI	23	19	20
Prison Admissions--Drug	18	14	20
Prison Admissions--DWI	5	5	5

DEMOGRAPHICS

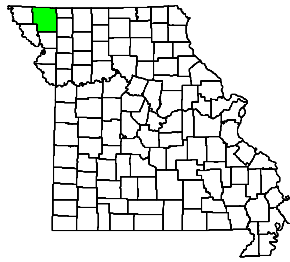
	2021	2020	2019
Population Estimate	59,386	58,613	58,236
Labor Force	27,045	26,732	27,392
Employed	26,014	25,179	26,498
Unemployed	1,031	1,553	894
Unemployment Rate	3.8%	5.8%	3.3%
Poverty Estimate, individuals of all ages	Unavailable	7,978	7,511
Poverty Estimate, children under age 18	Unavailable	2,381	2,363
Median Household Income	Unavailable	\$52,798	\$53,251

¹ Hospital counts for alcohol, drug, and mental disorders are based on ICD-10 diagnosis codes. Beginning with 2020 data, individuals are counted for each hospital encounter they have during the calendar year.

² In 2019 the National Incident Based Reporting System (NIPRS) replaced the Uniform Crime Reporting (UCR) system for Missouri crime and arrest reports. NIPRS data might not be fully comparable to the UCR.

³ DSS Children's Division reports do not encompass all reasons for removal but document adverse conditions present. Multiple conditions and factors are often considered when a child is placed out of the home. Only the parental substance use conditions are included in this profile.

NODAWAY COUNTY



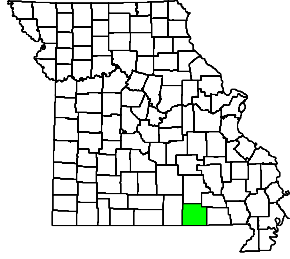
BIRTHS AND DEATHS	2021	2020	2019	SCHOOL REPORTS	2020-21	2019-20	2018-19
Resident Births	228	210	210	Enrollment Grades K-12	2,510	2,581	2,548
Resident Deaths (total)	168	201	178	School Discipline Involving Alcohol	0	0	1
COVID-19 Deaths	15	20		School Discipline Involving Drugs	0	2	0
Suicide	1	4	4	School Discipline Involving Tobacco	0	0	0
Homicide	0	1	1	Enrollment Grades 9-12	849	850	840
Alcohol Induced Deaths	0	3	2	Dropouts	0	0	0
Drug Induced Deaths	3	0	0	JUVENILE COURT REFERRALS			
Smoking Attributable Deaths	23	28	24	2021	2020	2019	
HOSPITAL AND EMERGENCY ROOM ¹				Child Abuse	11	6	2
Principal Disorder				Child Neglect	98	157	130
Alcohol Use: ER Treatment, then Discharged	28	22	24	Child Custody Issues	3	0	0
Alcohol Use: ER Treatment, then Admitted	13	16	7	Juvenile Violent Offenses	12	12	5
Alcohol Use: Admitted without ER Services	5	2	4	Juvenile Alcohol Offenses	17	1	8
Drug Use: ER Treatment, then Discharged	18	16	18	Juvenile Drug Offenses	6	1	3
Drug Use: ER Treatment, then Admitted	11	4	13	School Truancy	32	21	26
Drug Use: Admitted without ER Services	2	2	3	Absent from Home	3	2	1
Mental: ER Treatment, then Discharged	125	105	114	Beyond Parental Control	73	55	78
Mental: ER Treatment, then Admitted	108	97	164	Injurious Behavior	29	24	33
Mental: Admitted without ER Services	81	60	102	JUVENILE COURT PLACEMENTS ³			
Secondary Disorder				2021	2020	2019	
Alcohol Use: ER Treatment, then Discharged	31	22	22	Total Out-of-Home Placements	29	60	38
Alcohol Use: ER Treatment, then Admitted	57	35	49	Parental Alcohol Use Reported	3	2	0
Alcohol Use: Admitted without ER Services	41	36	29	Parental Drug Use Reported	6	18	20
Drug Use: ER Treatment, then Discharged	46	46	54	Parental Alcohol and Drug Use Reported	0	1	2
Drug Use: ER Treatment, then Admitted	56	42	56	CRIMINAL JUSTICE			
Drug Use: Admitted without ER Services	34	39	29	FY 2022	FY 2021	FY 2020	
Mental: ER Treatment, then Discharged	1,148	504	1,264	Drug Treatment Court Participants	16	19	27
Mental: ER Treatment, then Admitted	239	150	352	Probation/Parole Admissions--Drug	39	34	45
Mental: Admitted without ER Services	241	159	311	Probation/Parole Admissions--DWI	2	5	6
IMPAIRED DRIVING				2021	2020	2019	
Alcohol Involved Fatal Crashes	0	0	0	Population Estimate	21,160	21,218	22,092
Alcohol Involved Injury Crashes	12	7	2	Labor Force	10,791	10,722	10,790
Alcohol Involved Property Damage Crashes	12	10	14	Employed	10,473	10,232	10,468
Killed in Alcohol Involved Crashes	0	0	0	Unemployed	318	490	322
Injured in Alcohol Involved Crashes	15	9	3	Unemployment Rate	2.9%	4.6%	3.0%
Drug Involved Fatal Crashes	0	1	0	Poverty Estimate, individuals of all ages	Unavailable	2,785	3,302
Drug Involved Injury Crashes	2	1	1	Poverty Estimate, children under age 18	Unavailable	440	428
Drug Involved Property Damage Crashes	1	2	3	Median Household Income	Unavailable	\$55,821	\$47,419
Killed in Drug Involved Crashes	0	1	0	DEMOGRAPHICS			
Injured in Drug Involved Crashes	3	2	1	2021	2020	2019	
POLICE REPORTS ²				Population Estimate	21,160	21,218	22,092
DUI Arrests, DWI Tracking System	129	120	109	Labor Force	10,791	10,722	10,790
Liquor Law Arrests	120	65	177	Employed	10,473	10,232	10,468
Drug Arrests	75	49	87	Unemployed	318	490	322
Violent Offenses	48	9	20	Unemployment Rate	2.9%	4.6%	3.0%
Domestic Violence Reports	99	92	58	Poverty Estimate, individuals of all ages	Unavailable	2,785	3,302
Property Offenses	276	196	199	Poverty Estimate, children under age 18	Unavailable	440	428
				Median Household Income	Unavailable	\$55,821	\$47,419

¹ Hospital counts for alcohol, drug, and mental disorders are based on ICD-10 diagnosis codes. Beginning with 2020 data, individuals are counted for each hospital encounter they have during the calendar year.

² In 2019 the National Incident Based Reporting System (NIPRS) replaced the Uniform Crime Reporting (UCR) system for Missouri crime and arrest reports. NIPRS data might not be fully comparable to the UCR.

³ DSS Children's Division reports do not encompass all reasons for removal but document adverse conditions present. Multiple conditions and factors are often considered when a child is placed out of the home. Only the parental substance use conditions are included in this profile.

OREGON COUNTY



BIRTHS AND DEATHS

	2021	2020	2019
Resident Births	115	105	107
Resident Deaths (total)	179	165	133
COVID-19 Deaths	14	10	
Suicide	1	2	2
Homicide	0	0	0
Alcohol Induced Deaths	0	0	0
Drug Induced Deaths	1	0	2
Smoking Attributable Deaths	27	21	19

HOSPITAL AND EMERGENCY ROOM ¹

Principal Disorder

	2020	2019	2018
Alcohol Use: ER Treatment, then Discharged	24	15	13
Alcohol Use: ER Treatment, then Admitted	3	1	2
Alcohol Use: Admitted without ER Services	26	7	11
Drug Use: ER Treatment, then Discharged	7	8	8
Drug Use: ER Treatment, then Admitted	1	0	2
Drug Use: Admitted without ER Services	9	13	9
Mental: ER Treatment, then Discharged	84	61	70
Mental: ER Treatment, then Admitted	8	4	4
Mental: Admitted without ER Services	110	78	103

Secondary Disorder

Alcohol Use: ER Treatment, then Discharged	18	19	16
Alcohol Use: ER Treatment, then Admitted	3	12	5
Alcohol Use: Admitted without ER Services	54	44	68
Drug Use: ER Treatment, then Discharged	22	23	28
Drug Use: ER Treatment, then Admitted	8	5	7
Drug Use: Admitted without ER Services	62	49	63
Mental: ER Treatment, then Discharged	116	101	284
Mental: ER Treatment, then Admitted	25	20	30
Mental: Admitted without ER Services	315	216	341

IMPAIRED DRIVING

	2021	2020	2019
Alcohol Involved Fatal Crashes	0	0	0
Alcohol Involved Injury Crashes	5	7	7
Alcohol Involved Property Damage Crashes	5	3	4
Killed in Alcohol Involved Crashes	0	0	0
Injured in Alcohol Involved Crashes	5	15	8
Drug Involved Fatal Crashes	0	0	0
Drug Involved Injury Crashes	0	0	2
Drug Involved Property Damage Crashes	0	0	1
Killed in Drug Involved Crashes	0	0	0
Injured in Drug Involved Crashes	0	0	2

POLICE REPORTS ²

	2021	2020	2019
DUI Arrests, DWI Tracking System	18	15	29
Liquor Law Arrests	1	0	5
Drug Arrests	8	6	31
Violent Offenses	24	19	38
Domestic Violence Reports	28	23	37
Property Offenses	74	42	120

SCHOOL REPORTS

	2020-21	2019-20	2018-19
Enrollment Grades K-12	1,648	1,754	1,814
School Discipline Involving Alcohol	0	9	1
School Discipline Involving Drugs	0	1	3
School Discipline Involving Tobacco	0	2	1
Enrollment Grades 9-12	584	594	615
Dropouts	0	0	0

JUVENILE COURT REFERRALS

	2021	2020	2019
Child Abuse	2	2	1
Child Neglect	9	17	29
Child Custody Issues	16	12	13
Juvenile Violent Offenses	2	2	4
Juvenile Alcohol Offenses	1	2	0
Juvenile Drug Offenses	0	1	1
School Truancy	4	2	0
Absent from Home	3	2	1
Beyond Parental Control	5	1	5
Injurious Behavior	4	2	5

JUVENILE COURT PLACEMENTS ³

	2021	2020	2019
Total Out-of-Home Placements	21	20	35
Parental Alcohol Use Reported	0	0	9
Parental Drug Use Reported	8	3	14
Parental Alcohol and Drug Use Reported	0	3	0

CRIMINAL JUSTICE

	FY 2022	FY 2021	FY 2020
Drug Treatment Court Participants	6	6	6
Probation/Parole Admissions--Drug	21	17	13
Probation/Parole Admissions--DWI	1	1	1
Prison Admissions--Drug	10	6	8
Prison Admissions--DWI	0	0	0

DEMOGRAPHICS

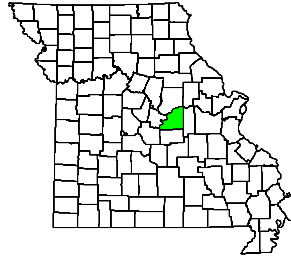
	2021	2020	2019
Population Estimate	8,631	8,617	10,529
Labor Force	3,839	3,938	3,981
Employed	3,636	3,673	3,824
Unemployed	203	265	157
Unemployment Rate	5.3%	6.7%	3.9%
Poverty Estimate, individuals of all ages	Unavailable	2,249	2,132
Poverty Estimate, children under age 18	Unavailable	721	730
Median Household Income	Unavailable	\$37,835	\$35,356

¹ Hospital counts for alcohol, drug, and mental disorders are based on ICD-10 diagnosis codes. Beginning with 2020 data, individuals are counted for each hospital encounter they have during the calendar year.

² In 2019 the National Incident Based Reporting System (NIPRS) replaced the Uniform Crime Reporting (UCR) system for Missouri crime and arrest reports. NIPRS data might not be fully comparable to the UCR.

³ DSS Children's Division reports do not encompass all reasons for removal but document adverse conditions present. Multiple conditions and factors are often considered when a child is placed out of the home. Only the parental substance use conditions are included in this profile.

OSAGE COUNTY



BIRTHS AND DEATHS

	2021	2020	2019
Resident Births	163	129	143
Resident Deaths (total)	165	145	136
COVID-19 Deaths	21	10	
Suicide	5	1	4
Homicide	2	0	1
Alcohol Induced Deaths	0	3	0
Drug Induced Deaths	1	2	0
Smoking Attributable Deaths	22	19	18

SCHOOL REPORTS

	2020-21	2019-20	2018-19
Enrollment Grades K-12	1,529	1,531	1,573
School Discipline Involving Alcohol	0	0	1
School Discipline Involving Drugs	0	0	0
School Discipline Involving Tobacco	0	0	0
Enrollment Grades 9-12	697	696	692
Dropouts	0	0	0

HOSPITAL AND EMERGENCY ROOM ¹

Principal Disorder

	2020	2019	2018
Alcohol Use: ER Treatment, then Discharged	14	17	16
Alcohol Use: ER Treatment, then Admitted	13	5	10
Alcohol Use: Admitted without ER Services	0	0	3
Drug Use: ER Treatment, then Discharged	7	12	7
Drug Use: ER Treatment, then Admitted	1	1	2
Drug Use: Admitted without ER Services	3	1	3
Mental: ER Treatment, then Discharged	71	72	68
Mental: ER Treatment, then Admitted	31	36	56
Mental: Admitted without ER Services	39	28	34

Secondary Disorder

Alcohol Use: ER Treatment, then Discharged	16	21	22
Alcohol Use: ER Treatment, then Admitted	29	20	33
Alcohol Use: Admitted without ER Services	8	10	16
Drug Use: ER Treatment, then Discharged	24	21	26
Drug Use: ER Treatment, then Admitted	27	28	30
Drug Use: Admitted without ER Services	14	11	13
Mental: ER Treatment, then Discharged	311	232	404
Mental: ER Treatment, then Admitted	180	114	208
Mental: Admitted without ER Services	84	66	142

JUVENILE COURT REFERRALS

	2021	2020	2019
Child Abuse	0	0	0
Child Neglect	11	4	3
Child Custody Issues	0	0	0
Juvenile Violent Offenses	5	2	1
Juvenile Alcohol Offenses	0	0	0
Juvenile Drug Offenses	3	0	0
School Truancy	3	1	1
Absent from Home	2	1	0
Beyond Parental Control	3	1	0
Injurious Behavior	4	3	0

JUVENILE COURT PLACEMENTS ³

	2021	2020	2019
Total Out-of-Home Placements	10	4	4
Parental Alcohol Use Reported	0	0	2
Parental Drug Use Reported	6	3	2
Parental Alcohol and Drug Use Reported	0	0	0

CRIMINAL JUSTICE

	FY 2022	FY 2021	FY 2020
Drug Treatment Court Participants	29	29	33
Probation/Parole Admissions--Drug	18	15	27
Probation/Parole Admissions--DWI	2	2	0
Prison Admissions--Drug	5	4	4
Prison Admissions--DWI	0	0	1

IMPAIRED DRIVING

	2021	2020	2019
Alcohol Involved Fatal Crashes	0	0	0
Alcohol Involved Injury Crashes	3	3	6
Alcohol Involved Property Damage Crashes	6	4	4
Killed in Alcohol Involved Crashes	0	0	0
Injured in Alcohol Involved Crashes	3	3	6
Drug Involved Fatal Crashes	0	1	0
Drug Involved Injury Crashes	2	1	0
Drug Involved Property Damage Crashes	0	0	1
Killed in Drug Involved Crashes	0	1	0
Injured in Drug Involved Crashes	2	1	0

DEMOGRAPHICS

	2021	2020	2019
Population Estimate	13,379	13,249	13,615
Labor Force	6,985	7,078	7,106
Employed	6,801	6,824	6,936
Unemployed	184	254	170
Unemployment Rate	2.6%	3.6%	2.4%
Poverty Estimate, individuals of all ages	Unavailable	1,115	1,199
Poverty Estimate, children under age 18	Unavailable	273	312
Median Household Income	Unavailable	\$62,679	\$60,728

POLICE REPORTS ²

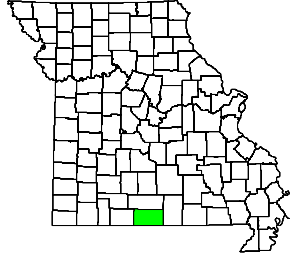
	2021	2020	2019
DUI Arrests, DWI Tracking System	41	23	32
Liquor Law Arrests	0	0	2
Drug Arrests	10	27	39
Violent Offenses	4	3	4
Domestic Violence Reports	12	27	21
Property Offenses	46	153	90

¹ Hospital counts for alcohol, drug, and mental disorders are based on ICD-10 diagnosis codes. Beginning with 2020 data, individuals are counted for each hospital encounter they have during the calendar year.

² In 2019 the National Incident Based Reporting System (NIPRS) replaced the Uniform Crime Reporting (UCR) system for Missouri crime and arrest reports. NIPRS data might not be fully comparable to the UCR.

³ DSS Children's Division reports do not encompass all reasons for removal but document adverse conditions present. Multiple conditions and factors are often considered when a child is placed out of the home. Only the parental substance use conditions are included in this profile.

OZARK COUNTY



BIRTHS AND DEATHS

	2021	2020	2019
Resident Births	77	65	66
Resident Deaths (total)	187	160	111
COVID-19 Deaths	38	10	
Suicide	4	2	2
Homicide	0	2	0
Alcohol Induced Deaths	0	0	1
Drug Induced Deaths	0	1	0
Smoking Attributable Deaths	29	24	25

HOSPITAL AND EMERGENCY ROOM ¹

Principal Disorder

	2020	2019	2018
Alcohol Use: ER Treatment, then Discharged	4	4	5
Alcohol Use: ER Treatment, then Admitted	1	0	7
Alcohol Use: Admitted without ER Services	4	5	8
Drug Use: ER Treatment, then Discharged	5	7	9
Drug Use: ER Treatment, then Admitted	0	3	0
Drug Use: Admitted without ER Services	8	5	8
Mental: ER Treatment, then Discharged	18	30	31
Mental: ER Treatment, then Admitted	8	3	6
Mental: Admitted without ER Services	51	55	59

Secondary Disorder

Alcohol Use: ER Treatment, then Discharged	4	6	4
Alcohol Use: ER Treatment, then Admitted	5	15	14
Alcohol Use: Admitted without ER Services	37	22	28
Drug Use: ER Treatment, then Discharged	11	13	18
Drug Use: ER Treatment, then Admitted	9	7	12
Drug Use: Admitted without ER Services	43	37	36
Mental: ER Treatment, then Discharged	60	34	103
Mental: ER Treatment, then Admitted	40	37	50
Mental: Admitted without ER Services	182	167	235

IMPAIRED DRIVING

	2021	2020	2019
Alcohol Involved Fatal Crashes	0	3	1
Alcohol Involved Injury Crashes	4	3	3
Alcohol Involved Property Damage Crashes	3	7	5
Killed in Alcohol Involved Crashes	0	3	1
Injured in Alcohol Involved Crashes	6	10	4
Drug Involved Fatal Crashes	0	2	0
Drug Involved Injury Crashes	1	1	0
Drug Involved Property Damage Crashes	1	5	1
Killed in Drug Involved Crashes	0	2	0
Injured in Drug Involved Crashes	1	5	0

POLICE REPORTS ²

	2021	2020	2019
DUI Arrests, DWI Tracking System	17	20	33
Liquor Law Arrests	0	0	1
Drug Arrests	4	30	50
Violent Offenses	19	13	20
Domestic Violence Reports	27	18	28
Property Offenses	56	63	45

SCHOOL REPORTS

	2020-21	2019-20	2018-19
Enrollment Grades K-12	1,434	1,447	1,446
School Discipline Involving Alcohol	0	1	1
School Discipline Involving Drugs	0	0	0
School Discipline Involving Tobacco	0	0	0
Enrollment Grades 9-12	508	483	462
Dropouts	5	0	0

JUVENILE COURT REFERRALS

	2021	2020	2019
Child Abuse	0	0	1
Child Neglect	33	6	20
Child Custody Issues	0	0	0
Juvenile Violent Offenses	5	4	3
Juvenile Alcohol Offenses	0	0	0
Juvenile Drug Offenses	0	0	2
School Truancy	3	1	6
Absent from Home	0	0	0
Beyond Parental Control	0	0	7
Injurious Behavior	0	0	0

JUVENILE COURT PLACEMENTS ³

	2021	2020	2019
Total Out-of-Home Placements	27	11	25
Parental Alcohol Use Reported	0	0	1
Parental Drug Use Reported	9	6	3
Parental Alcohol and Drug Use Reported	0	0	0

CRIMINAL JUSTICE

	FY 2022	FY 2021	FY 2020
Drug Treatment Court Participants	13	15	21
Probation/Parole Admissions--Drug	20	16	27
Probation/Parole Admissions--DWI	0	0	3
Prison Admissions--Drug	6	12	7
Prison Admissions--DWI	0	0	2

DEMOGRAPHICS

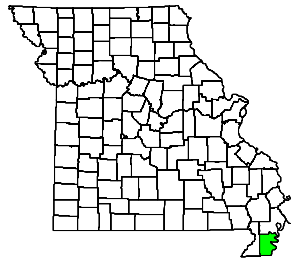
	2021	2020	2019
Population Estimate	8,782	8,514	9,174
Labor Force	3,442	3,467	3,412
Employed	3,254	3,216	3,214
Unemployed	188	251	198
Unemployment Rate	5.5%	7.2%	5.8%
Poverty Estimate, individuals of all ages	Unavailable	1,828	2,056
Poverty Estimate, children under age 18	Unavailable	528	626
Median Household Income	Unavailable	\$38,606	\$36,019

¹ Hospital counts for alcohol, drug, and mental disorders are based on ICD-10 diagnosis codes. Beginning with 2020 data, individuals are counted for each hospital encounter they have during the calendar year.

² In 2019 the National Incident Based Reporting System (NIPRS) replaced the Uniform Crime Reporting (UCR) system for Missouri crime and arrest reports. NIPRS data might not be fully comparable to the UCR.

³ DSS Children's Division reports do not encompass all reasons for removal but document adverse conditions present. Multiple conditions and factors are often considered when a child is placed out of the home. Only the parental substance use conditions are included in this profile.

PEMISCOT COUNTY



BIRTHS AND DEATHS

	2021	2020	2019
Resident Births	218	227	241
Resident Deaths (total)	294	303	222
COVID-19 Deaths	27	32	
Suicide	1	2	4
Homicide	2	7	4
Alcohol Induced Deaths	1	2	1
Drug Induced Deaths	3	5	3
Smoking Attributable Deaths	45	50	49

HOSPITAL AND EMERGENCY ROOM ¹

Principal Disorder

	2020	2019	2018
Alcohol Use: ER Treatment, then Discharged	39	28	12
Alcohol Use: ER Treatment, then Admitted	3	2	5
Alcohol Use: Admitted without ER Services	2	11	2
Drug Use: ER Treatment, then Discharged	47	41	34
Drug Use: ER Treatment, then Admitted	4	8	9
Drug Use: Admitted without ER Services	20	18	25
Mental: ER Treatment, then Discharged	165	188	225
Mental: ER Treatment, then Admitted	36	21	26
Mental: Admitted without ER Services	169	123	258

Secondary Disorder

Alcohol Use: ER Treatment, then Discharged	32	43	49
Alcohol Use: ER Treatment, then Admitted	18	22	37
Alcohol Use: Admitted without ER Services	41	33	49
Drug Use: ER Treatment, then Discharged	115	101	116
Drug Use: ER Treatment, then Admitted	28	41	60
Drug Use: Admitted without ER Services	99	88	124
Mental: ER Treatment, then Discharged	230	367	645
Mental: ER Treatment, then Admitted	114	164	325
Mental: Admitted without ER Services	431	238	535

IMPAIRED DRIVING

	2021	2020	2019
Alcohol Involved Fatal Crashes	0	0	1
Alcohol Involved Injury Crashes	5	8	7
Alcohol Involved Property Damage Crashes	11	12	7
Killed in Alcohol Involved Crashes	0	0	1
Injured in Alcohol Involved Crashes	5	9	9
Drug Involved Fatal Crashes	1	3	1
Drug Involved Injury Crashes	2	1	3
Drug Involved Property Damage Crashes	2	2	0
Killed in Drug Involved Crashes	1	4	1
Injured in Drug Involved Crashes	4	3	5

POLICE REPORTS ²

	2021	2020	2019
DUI Arrests, DWI Tracking System	63	61	72
Liquor Law Arrests	1	0	3
Drug Arrests	61	65	64
Violent Offenses	205	137	127
Domestic Violence Reports	233	175	182
Property Offenses	430	485	487

SCHOOL REPORTS

	2020-21	2019-20	2018-19
Enrollment Grades K-12	2,799	2,920	2,991
School Discipline Involving Alcohol	0	0	1
School Discipline Involving Drugs	0	0	0
School Discipline Involving Tobacco	0	0	0
Enrollment Grades 9-12	823	838	860
Dropouts	12	5	5

JUVENILE COURT REFERRALS

	2021	2020	2019
Child Abuse	22	17	33
Child Neglect	78	63	131
Child Custody Issues	1	3	0
Juvenile Violent Offenses	33	22	40
Juvenile Alcohol Offenses	0	0	1
Juvenile Drug Offenses	20	11	8
School Truancy	4	17	6
Absent from Home	4	7	16
Beyond Parental Control	36	29	48
Injurious Behavior	49	42	91

JUVENILE COURT PLACEMENTS ³

	2021	2020	2019
Total Out-of-Home Placements	34	47	71
Parental Alcohol Use Reported	5	0	2
Parental Drug Use Reported	17	25	22
Parental Alcohol and Drug Use Reported	0	0	0

CRIMINAL JUSTICE

	FY 2022	FY 2021	FY 2020
Drug Treatment Court Participants	23	9	0
Probation/Parole Admissions--Drug	55	46	54
Probation/Parole Admissions--DWI	3	4	5
Prison Admissions--Drug	14	13	16
Prison Admissions--DWI	1	0	2

DEMOGRAPHICS

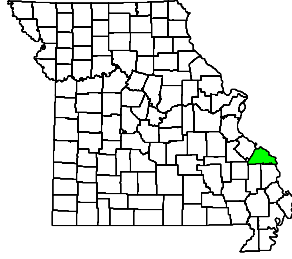
	2021	2020	2019
Population Estimate	15,236	15,585	15,805
Labor Force	6,078	6,271	6,364
Employed	5,633	5,770	6,043
Unemployed	445	501	321
Unemployment Rate	7.3%	8.0%	5.0%
Poverty Estimate, individuals of all ages	Unavailable	5,429	4,178
Poverty Estimate, children under age 18	Unavailable	1,980	1,609
Median Household Income	Unavailable	\$34,498	\$34,280

¹ Hospital counts for alcohol, drug, and mental disorders are based on ICD-10 diagnosis codes. Beginning with 2020 data, individuals are counted for each hospital encounter they have during the calendar year.

² In 2019 the National Incident Based Reporting System (NIPRS) replaced the Uniform Crime Reporting (UCR) system for Missouri crime and arrest reports. NIPRS data might not be fully comparable to the UCR.

³ DSS Children's Division reports do not encompass all reasons for removal but document adverse conditions present. Multiple conditions and factors are often considered when a child is placed out of the home. Only the parental substance use conditions are included in this profile.

PERRY COUNTY



BIRTHS AND DEATHS

	2021	2020	2019
Resident Births	220	202	213
Resident Deaths (total)	225	258	194
COVID-19 Deaths	11	22	
Suicide	1	5	4
Homicide	0	0	0
Alcohol Induced Deaths	3	2	1
Drug Induced Deaths	4	4	5
Smoking Attributable Deaths	36	41	30

HOSPITAL AND EMERGENCY ROOM ¹

Principal Disorder

	2020	2019	2018
Alcohol Use: ER Treatment, then Discharged	28	27	17
Alcohol Use: ER Treatment, then Admitted	0	3	20
Alcohol Use: Admitted without ER Services	8	10	6
Drug Use: ER Treatment, then Discharged	28	37	24
Drug Use: ER Treatment, then Admitted	1	2	1
Drug Use: Admitted without ER Services	4	5	4
Mental: ER Treatment, then Discharged	167	161	253
Mental: ER Treatment, then Admitted	14	29	22
Mental: Admitted without ER Services	80	59	118

Secondary Disorder

Alcohol Use: ER Treatment, then Discharged	119	115	129
Alcohol Use: ER Treatment, then Admitted	30	21	53
Alcohol Use: Admitted without ER Services	58	47	42
Drug Use: ER Treatment, then Discharged	180	177	233
Drug Use: ER Treatment, then Admitted	20	21	49
Drug Use: Admitted without ER Services	50	56	72
Mental: ER Treatment, then Discharged	747	672	995
Mental: ER Treatment, then Admitted	384	138	756
Mental: Admitted without ER Services	439	226	492

IMPAIRED DRIVING

	2021	2020	2019
Alcohol Involved Fatal Crashes	1	0	0
Alcohol Involved Injury Crashes	10	9	6
Alcohol Involved Property Damage Crashes	17	11	7
Killed in Alcohol Involved Crashes	1	0	0
Injured in Alcohol Involved Crashes	12	10	7
Drug Involved Fatal Crashes	0	0	0
Drug Involved Injury Crashes	0	1	1
Drug Involved Property Damage Crashes	1	1	2
Killed in Drug Involved Crashes	0	0	0
Injured in Drug Involved Crashes	0	1	1

POLICE REPORTS ²

	2021	2020	2019
DUI Arrests, DWI Tracking System	79	75	61
Liquor Law Arrests	6	1	23
Drug Arrests	155	195	246
Violent Offenses	77	57	59
Domestic Violence Reports	126	135	209
Property Offenses	159	239	272

SCHOOL REPORTS

	2020-21	2019-20	2018-19
Enrollment Grades K-12	2,183	2,268	2,310
School Discipline Involving Alcohol	0	0	4
School Discipline Involving Drugs	0	2	6
School Discipline Involving Tobacco	0	0	0
Enrollment Grades 9-12	727	734	755
Dropouts	27	18	25

JUVENILE COURT REFERRALS

	2021	2020	2019
Child Abuse	0	6	9
Child Neglect	70	39	86
Child Custody Issues	0	6	14
Juvenile Violent Offenses	7	3	2
Juvenile Alcohol Offenses	3	5	2
Juvenile Drug Offenses	7	0	6
School Truancy	14	0	0
Absent from Home	16	7	5
Beyond Parental Control	7	15	16
Injurious Behavior	12	22	19

JUVENILE COURT PLACEMENTS ³

	2021	2020	2019
Total Out-of-Home Placements	37	18	50
Parental Alcohol Use Reported	4	0	0
Parental Drug Use Reported	22	12	36
Parental Alcohol and Drug Use Reported	2	0	0

CRIMINAL JUSTICE

	FY 2022	FY 2021	FY 2020
Drug Treatment Court Participants	0	0	0
Probation/Parole Admissions--Drug	79	72	90
Probation/Parole Admissions--DWI	3	2	2
Prison Admissions--Drug	22	21	20
Prison Admissions--DWI	0	1	1

DEMOGRAPHICS

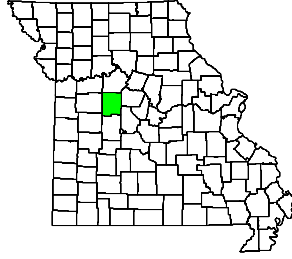
	2021	2020	2019
Population Estimate	18,922	18,960	19,136
Labor Force	9,781	9,826	10,065
Employed	9,471	9,264	9,801
Unemployed	310	562	264
Unemployment Rate	3.2%	5.7%	2.6%
Poverty Estimate, individuals of all ages	Unavailable	2,212	1,710
Poverty Estimate, children under age 18	Unavailable	597	598
Median Household Income	Unavailable	\$55,605	\$57,032

¹ Hospital counts for alcohol, drug, and mental disorders are based on ICD-10 diagnosis codes. Beginning with 2020 data, individuals are counted for each hospital encounter they have during the calendar year.

² In 2019 the National Incident Based Reporting System (NIPRS) replaced the Uniform Crime Reporting (UCR) system for Missouri crime and arrest reports. NIPRS data might not be fully comparable to the UCR.

³ DSS Children's Division reports do not encompass all reasons for removal but document adverse conditions present. Multiple conditions and factors are often considered when a child is placed out of the home. Only the parental substance use conditions are included in this profile.

PETTIS COUNTY



BIRTHS AND DEATHS

	2021	2020	2019
Resident Births	598	556	601
Resident Deaths (total)	517	589	445
COVID-19 Deaths	48	51	
Suicide	5	8	6
Homicide	2	1	2
Alcohol Induced Deaths	3	6	1
Drug Induced Deaths	4	4	4
Smoking Attributable Deaths	83	100	84

HOSPITAL AND EMERGENCY ROOM ¹

Principal Disorder

	2020	2019	2018
Alcohol Use: ER Treatment, then Discharged	120	107	123
Alcohol Use: ER Treatment, then Admitted	6	7	26
Alcohol Use: Admitted without ER Services	53	20	43
Drug Use: ER Treatment, then Discharged	98	113	92
Drug Use: ER Treatment, then Admitted	7	7	6
Drug Use: Admitted without ER Services	14	11	14
Mental: ER Treatment, then Discharged	523	475	608
Mental: ER Treatment, then Admitted	77	52	80
Mental: Admitted without ER Services	290	208	346

Secondary Disorder

Alcohol Use: ER Treatment, then Discharged	961	160	152
Alcohol Use: ER Treatment, then Admitted	25	33	67
Alcohol Use: Admitted without ER Services	195	104	116
Drug Use: ER Treatment, then Discharged	794	235	195
Drug Use: ER Treatment, then Admitted	40	50	97
Drug Use: Admitted without ER Services	273	195	184
Mental: ER Treatment, then Discharged	6,199	3,595	8,185
Mental: ER Treatment, then Admitted	158	66	746
Mental: Admitted without ER Services	1,727	740	1,614

IMPAIRED DRIVING

	2021	2020	2019
Alcohol Involved Fatal Crashes	0	3	1
Alcohol Involved Injury Crashes	17	20	13
Alcohol Involved Property Damage Crashes	19	21	29
Killed in Alcohol Involved Crashes	0	3	1
Injured in Alcohol Involved Crashes	22	23	17
Drug Involved Fatal Crashes	1	0	0
Drug Involved Injury Crashes	6	4	1
Drug Involved Property Damage Crashes	15	5	5
Killed in Drug Involved Crashes	1	0	0
Injured in Drug Involved Crashes	8	10	1

POLICE REPORTS ²

	2021	2020	2019
DUI Arrests, DWI Tracking System	310	257	141
Liquor Law Arrests	10	1	22
Drug Arrests	292	237	321
Violent Offenses	164	204	207
Domestic Violence Reports	184	476	570
Property Offenses	830	749	1,107

SCHOOL REPORTS

	2020-21	2019-20	2018-19
Enrollment Grades K-12	6,363	6,668	6,620
School Discipline Involving Alcohol	0	12	26
School Discipline Involving Drugs	6	11	5
School Discipline Involving Tobacco	0	0	2
Enrollment Grades 9-12	1,888	1,908	1,928
Dropouts	8	0	8

JUVENILE COURT REFERRALS

	2021	2020	2019
Child Abuse	2	5	5
Child Neglect	33	47	10
Child Custody Issues	7	3	0
Juvenile Violent Offenses	58	55	61
Juvenile Alcohol Offenses	0	1	4
Juvenile Drug Offenses	39	18	40
School Truancy	0	9	0
Absent from Home	49	15	26
Beyond Parental Control	12	24	17
Injurious Behavior	60	81	78

JUVENILE COURT PLACEMENTS ³

	2021	2020	2019
Total Out-of-Home Placements	44	47	31
Parental Alcohol Use Reported	4	0	0
Parental Drug Use Reported	24	21	10
Parental Alcohol and Drug Use Reported	4	0	0

CRIMINAL JUSTICE

	FY 2022	FY 2021	FY 2020
Drug Treatment Court Participants	20	23	24
Probation/Parole Admissions--Drug	144	124	177
Probation/Parole Admissions--DWI	12	5	7
Prison Admissions--Drug	95	84	91
Prison Admissions--DWI	3	3	0

DEMOGRAPHICS

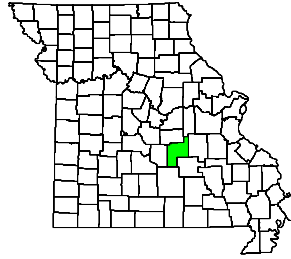
	2021	2020	2019
Population Estimate	43,188	42,951	42,339
Labor Force	20,298	20,626	20,971
Employed	19,349	19,218	20,227
Unemployed	949	1,408	744
Unemployment Rate	4.7%	6.8%	3.5%
Poverty Estimate, individuals of all ages	Unavailable	6,452	5,349
Poverty Estimate, children under age 18	Unavailable	2,392	1,801
Median Household Income	Unavailable	\$52,261	\$48,516

¹ Hospital counts for alcohol, drug, and mental disorders are based on ICD-10 diagnosis codes. Beginning with 2020 data, individuals are counted for each hospital encounter they have during the calendar year.

² In 2019 the National Incident Based Reporting System (NIPRS) replaced the Uniform Crime Reporting (UCR) system for Missouri crime and arrest reports. NIPRS data might not be fully comparable to the UCR.

³ DSS Children's Division reports do not encompass all reasons for removal but document adverse conditions present. Multiple conditions and factors are often considered when a child is placed out of the home. Only the parental substance use conditions are included in this profile.

PHELPS COUNTY



BIRTHS AND DEATHS

	2021	2020	2019
Resident Births	424	397	418
Resident Deaths (total)	602	591	482
COVID-19 Deaths	81	73	
Suicide	12	5	11
Homicide	5	3	2
Alcohol Induced Deaths	5	7	3
Drug Induced Deaths	29	22	23
Smoking Attributable Deaths	66	71	73

SCHOOL REPORTS

	2020-21	2019-20	2018-19
Enrollment Grades K-12	6,222	6,322	6,395
School Discipline Involving Alcohol	0	14	8
School Discipline Involving Drugs	10	6	13
School Discipline Involving Tobacco	0	1	1
Enrollment Grades 9-12	2,040	1,988	1,983
Dropouts	33	30	40

HOSPITAL AND EMERGENCY ROOM ¹

Principal Disorder

	2020	2019	2018
Alcohol Use: ER Treatment, then Discharged	137	97	116
Alcohol Use: ER Treatment, then Admitted	24	19	32
Alcohol Use: Admitted without ER Services	29	24	27
Drug Use: ER Treatment, then Discharged	136	96	103
Drug Use: ER Treatment, then Admitted	22	19	24
Drug Use: Admitted without ER Services	26	22	51
Mental: ER Treatment, then Discharged	363	272	351
Mental: ER Treatment, then Admitted	252	223	263
Mental: Admitted without ER Services	340	152	283

Secondary Disorder

Alcohol Use: ER Treatment, then Discharged	104	60	61
Alcohol Use: ER Treatment, then Admitted	169	123	140
Alcohol Use: Admitted without ER Services	116	73	98
Drug Use: ER Treatment, then Discharged	185	104	89
Drug Use: ER Treatment, then Admitted	215	180	183
Drug Use: Admitted without ER Services	212	96	154
Mental: ER Treatment, then Discharged	842	402	1,013
Mental: ER Treatment, then Admitted	806	699	1,480
Mental: Admitted without ER Services	894	451	917

IMPAIRED DRIVING

	2021	2020	2019
Alcohol Involved Fatal Crashes	2	1	1
Alcohol Involved Injury Crashes	14	17	13
Alcohol Involved Property Damage Crashes	24	25	22
Killed in Alcohol Involved Crashes	2	1	1
Injured in Alcohol Involved Crashes	17	20	20
Drug Involved Fatal Crashes	0	1	1
Drug Involved Injury Crashes	6	5	4
Drug Involved Property Damage Crashes	12	6	4
Killed in Drug Involved Crashes	0	1	1
Injured in Drug Involved Crashes	8	7	4

POLICE REPORTS ²

	2021	2020	2019
DUI Arrests, DWI Tracking System	209	175	164
Liquor Law Arrests	5	11	13
Drug Arrests	261	267	344
Violent Offenses	150	143	159
Domestic Violence Reports	351	434	81
Property Offenses	1,119	1,032	1,246

JUVENILE COURT REFERRALS

	2021	2020	2019
Child Abuse	72	76	60
Child Neglect	361	295	265
Child Custody Issues	19	12	13
Juvenile Violent Offenses	21	10	24
Juvenile Alcohol Offenses	5	2	0
Juvenile Drug Offenses	1	1	8
School Truancy	87	31	72
Absent from Home	8	7	5
Beyond Parental Control	39	33	37
Injurious Behavior	151	162	354

JUVENILE COURT PLACEMENTS ³

	2021	2020	2019
Total Out-of-Home Placements	115	104	122
Parental Alcohol Use Reported	4	1	7
Parental Drug Use Reported	71	45	56
Parental Alcohol and Drug Use Reported	3	9	2

CRIMINAL JUSTICE

	FY 2022	FY 2021	FY 2020
Drug Treatment Court Participants	25	29	25
Probation/Parole Admissions--Drug	145	170	191
Probation/Parole Admissions--DWI	19	17	24
Prison Admissions--Drug	60	50	81
Prison Admissions--DWI	4	4	2

DEMOGRAPHICS

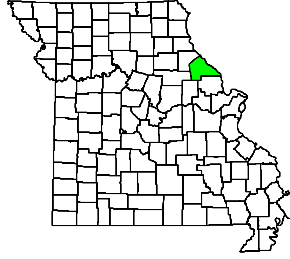
	2021	2020	2019
Population Estimate	44,937	44,517	44,573
Labor Force	20,030	19,776	19,828
Employed	19,284	18,833	19,177
Unemployed	746	943	651
Unemployment Rate	3.7%	4.8%	3.3%
Poverty Estimate, individuals of all ages	Unavailable	7,249	7,069
Poverty Estimate, children under age 18	Unavailable	1,587	1,739
Median Household Income	Unavailable	\$50,420	\$46,573

¹ Hospital counts for alcohol, drug, and mental disorders are based on ICD-10 diagnosis codes. Beginning with 2020 data, individuals are counted for each hospital encounter they have during the calendar year.

² In 2019 the National Incident Based Reporting System (NIPRS) replaced the Uniform Crime Reporting (UCR) system for Missouri crime and arrest reports. NIPRS data might not be fully comparable to the UCR.

³ DSS Children's Division reports do not encompass all reasons for removal but document adverse conditions present. Multiple conditions and factors are often considered when a child is placed out of the home. Only the parental substance use conditions are included in this profile.

PIKE COUNTY



BIRTHS AND DEATHS

	2021	2020	2019
Resident Births	202	207	202
Resident Deaths (total)	212	230	195
COVID-19 Deaths	27	23	
Suicide	3	6	3
Homicide	0	0	0
Alcohol Induced Deaths	3	2	0
Drug Induced Deaths	5	2	9
Smoking Attributable Deaths	31	29	25

HOSPITAL AND EMERGENCY ROOM ¹

	2020	2019	2018
Principal Disorder			
Alcohol Use: ER Treatment, then Discharged	21	23	24
Alcohol Use: ER Treatment, then Admitted	2	4	6
Alcohol Use: Admitted without ER Services	1	2	4
Drug Use: ER Treatment, then Discharged	22	19	28
Drug Use: ER Treatment, then Admitted	3	1	3
Drug Use: Admitted without ER Services	2	2	3
Mental: ER Treatment, then Discharged	140	127	152
Mental: ER Treatment, then Admitted	106	61	60
Mental: Admitted without ER Services	74	63	79
Secondary Disorder			
Alcohol Use: ER Treatment, then Discharged	42	51	68
Alcohol Use: ER Treatment, then Admitted	34	32	42
Alcohol Use: Admitted without ER Services	43	44	35
Drug Use: ER Treatment, then Discharged	57	47	54
Drug Use: ER Treatment, then Admitted	54	45	41
Drug Use: Admitted without ER Services	47	51	47
Mental: ER Treatment, then Discharged	531	364	785
Mental: ER Treatment, then Admitted	241	163	315
Mental: Admitted without ER Services	298	186	368

IMPAIRED DRIVING

	2021	2020	2019
Alcohol Involved Fatal Crashes	1	0	0
Alcohol Involved Injury Crashes	8	5	3
Alcohol Involved Property Damage Crashes	5	6	6
Killed in Alcohol Involved Crashes	2	0	0
Injured in Alcohol Involved Crashes	12	7	3
Drug Involved Fatal Crashes	1	0	0
Drug Involved Injury Crashes	2	2	2
Drug Involved Property Damage Crashes	0	4	1
Killed in Drug Involved Crashes	1	0	0
Injured in Drug Involved Crashes	3	2	5

POLICE REPORTS ²

	2021	2020	2019
DUI Arrests, DWI Tracking System	53	51	32
Liquor Law Arrests	1	0	6
Drug Arrests	29	45	31
Violent Offenses	28	60	48
Domestic Violence Reports	122	99	111
Property Offenses	160	225	279

SCHOOL REPORTS

	2020-21	2019-20	2018-19
Enrollment Grades K-12	2,454	2,491	2,430
School Discipline Involving Alcohol	0	0	3
School Discipline Involving Drugs	5	5	13
School Discipline Involving Tobacco	0	0	0
Enrollment Grades 9-12	780	763	735
Dropouts	20	6	5

JUVENILE COURT REFERRALS

	2021	2020	2019
Child Abuse	1	6	10
Child Neglect	69	48	43
Child Custody Issues	4	1	0
Juvenile Violent Offenses	11	15	6
Juvenile Alcohol Offenses	5	0	0
Juvenile Drug Offenses	6	3	0
School Truancy	7	6	17
Absent from Home	3	1	3
Beyond Parental Control	0	1	3
Injurious Behavior	3	15	16

JUVENILE COURT PLACEMENTS ³

	2021	2020	2019
Total Out-of-Home Placements	22	23	24
Parental Alcohol Use Reported	2	0	1
Parental Drug Use Reported	8	6	7
Parental Alcohol and Drug Use Reported	2	2	0

CRIMINAL JUSTICE

	FY 2022	FY 2021	FY 2020
Drug Treatment Court Participants	17	16	19
Probation/Parole Admissions--Drug	62	65	62
Probation/Parole Admissions--DWI	2	6	4
Prison Admissions--Drug	27	23	17
Prison Admissions--DWI	0	1	1

DEMOGRAPHICS

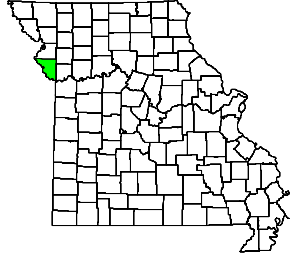
	2021	2020	2019
Population Estimate	17,761	17,613	18,302
Labor Force	7,382	7,549	7,492
Employed	7,092	7,137	7,224
Unemployed	290	412	268
Unemployment Rate	3.9%	5.5%	3.6%
Poverty Estimate, individuals of all ages	Unavailable	2,384	2,802
Poverty Estimate, children under age 18	Unavailable	773	843
Median Household Income	Unavailable	\$51,255	\$49,089

¹ Hospital counts for alcohol, drug, and mental disorders are based on ICD-10 diagnosis codes. Beginning with 2020 data, individuals are counted for each hospital encounter they have during the calendar year.

² In 2019 the National Incident Based Reporting System (NIPRS) replaced the Uniform Crime Reporting (UCR) system for Missouri crime and arrest reports. NIPRS data might not be fully comparable to the UCR.

³ DSS Children's Division reports do not encompass all reasons for removal but document adverse conditions present. Multiple conditions and factors are often considered when a child is placed out of the home. Only the parental substance use conditions are included in this profile.

PLATTE COUNTY



BIRTHS AND DEATHS

	2021	2020	2019
Resident Births	1,229	1,173	1,212
Resident Deaths (total)	907	877	744
COVID-19 Deaths	96	68	
Suicide	12	12	22
Homicide	4	0	1
Alcohol Induced Deaths	13	15	20
Drug Induced Deaths	26	18	12
Smoking Attributable Deaths	104	103	107

HOSPITAL AND EMERGENCY ROOM ¹

Principal Disorder

	2020	2019	2018
Alcohol Use: ER Treatment, then Discharged	244	184	269
Alcohol Use: ER Treatment, then Admitted	9	5	24
Alcohol Use: Admitted without ER Services	121	84	71
Drug Use: ER Treatment, then Discharged	105	101	107
Drug Use: ER Treatment, then Admitted	4	4	6
Drug Use: Admitted without ER Services	42	33	24
Mental: ER Treatment, then Discharged	801	489	574
Mental: ER Treatment, then Admitted	16	12	54
Mental: Admitted without ER Services	701	559	735

Secondary Disorder

Alcohol Use: ER Treatment, then Discharged	168	159	177
Alcohol Use: ER Treatment, then Admitted	20	14	88
Alcohol Use: Admitted without ER Services	423	360	298
Drug Use: ER Treatment, then Discharged	198	195	208
Drug Use: ER Treatment, then Admitted	20	19	101
Drug Use: Admitted without ER Services	462	443	337
Mental: ER Treatment, then Discharged	850	791	1,037
Mental: ER Treatment, then Admitted	98	69	895
Mental: Admitted without ER Services	2,523	1,853	2,086

IMPAIRED DRIVING

	2021	2020	2019
Alcohol Involved Fatal Crashes	1	0	2
Alcohol Involved Injury Crashes	38	25	27
Alcohol Involved Property Damage Crashes	48	43	59
Killed in Alcohol Involved Crashes	1	0	2
Injured in Alcohol Involved Crashes	46	32	34
Drug Involved Fatal Crashes	0	2	1
Drug Involved Injury Crashes	5	3	5
Drug Involved Property Damage Crashes	9	11	7
Killed in Drug Involved Crashes	0	2	0
Injured in Drug Involved Crashes	6	6	7

POLICE REPORTS ²

	2021	2020	2019
DUI Arrests, DWI Tracking System	530	306	351
Liquor Law Arrests	5	2	17
Drug Arrests	203	187	299
Violent Offenses	127	85	82
Domestic Violence Reports	221	196	204
Property Offenses	847	893	860

SCHOOL REPORTS

	2020-21	2019-20	2018-19
Enrollment Grades K-12	17,097	17,215	17,044
School Discipline Involving Alcohol	0	4	2
School Discipline Involving Drugs	28	62	89
School Discipline Involving Tobacco	0	0	0
Enrollment Grades 9-12	5,403	5,264	5,236
Dropouts	72	47	58

JUVENILE COURT REFERRALS

	2021	2020	2019
Child Abuse	10	10	2
Child Neglect	25	18	26
Child Custody Issues	0	0	0
Juvenile Violent Offenses	43	22	45
Juvenile Alcohol Offenses	5	1	9
Juvenile Drug Offenses	31	22	35
School Truancy	9	27	29
Absent from Home	7	2	2
Beyond Parental Control	8	6	5
Injurious Behavior	21	20	28

JUVENILE COURT PLACEMENTS ³

	2021	2020	2019
Total Out-of-Home Placements	27	11	21
Parental Alcohol Use Reported	1	0	0
Parental Drug Use Reported	5	3	5
Parental Alcohol and Drug Use Reported	2	4	0

CRIMINAL JUSTICE

	FY 2022	FY 2021	FY 2020
Drug Treatment Court Participants	104	76	88
Probation/Parole Admissions--Drug	189	142	176
Probation/Parole Admissions--DWI	22	17	26
Prison Admissions--Drug	42	32	54
Prison Admissions--DWI	5	4	5

DEMOGRAPHICS

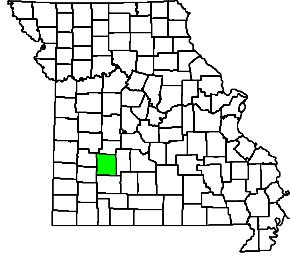
	2021	2020	2019
Population Estimate	108,569	107,100	104,418
Labor Force	59,458	58,458	58,805
Employed	57,052	55,275	57,239
Unemployed	2,406	3,183	1,566
Unemployment Rate	4.0%	5.4%	2.7%
Poverty Estimate, individuals of all ages	Unavailable	5,704	5,451
Poverty Estimate, children under age 18	Unavailable	1,547	1,556
Median Household Income	Unavailable	\$86,924	\$84,456

¹ Hospital counts for alcohol, drug, and mental disorders are based on ICD-10 diagnosis codes. Beginning with 2020 data, individuals are counted for each hospital encounter they have during the calendar year.

² In 2019 the National Incident Based Reporting System (NIPRS) replaced the Uniform Crime Reporting (UCR) system for Missouri crime and arrest reports. NIPRS data might not be fully comparable to the UCR.

³ DSS Children's Division reports do not encompass all reasons for removal but document adverse conditions present. Multiple conditions and factors are often considered when a child is placed out of the home. Only the parental substance use conditions are included in this profile.

POLK COUNTY



BIRTHS AND DEATHS

	2021	2020	2019
Resident Births	389	376	438
Resident Deaths (total)	428	420	382
COVID-19 Deaths	44	41	
Suicide	8	10	4
Homicide	3	0	0
Alcohol Induced Deaths	6	4	4
Drug Induced Deaths	7	6	7
Smoking Attributable Deaths	69	58	66

SCHOOL REPORTS

	2020-21	2019-20	2018-19
Enrollment Grades K-12	4,734	4,945	4,859
School Discipline Involving Alcohol	0	1	0
School Discipline Involving Drugs	0	9	6
School Discipline Involving Tobacco	0	0	0
Enrollment Grades 9-12	1,564	1,574	1,550
Dropouts	10	15	33

HOSPITAL AND EMERGENCY ROOM ¹

Principal Disorder

	2020	2019	2018
Alcohol Use: ER Treatment, then Discharged	78	60	76
Alcohol Use: ER Treatment, then Admitted	8	14	31
Alcohol Use: Admitted without ER Services	10	9	12
Drug Use: ER Treatment, then Discharged	52	64	89
Drug Use: ER Treatment, then Admitted	5	4	5
Drug Use: Admitted without ER Services	12	19	13
Mental: ER Treatment, then Discharged	308	488	325
Mental: ER Treatment, then Admitted	50	55	110
Mental: Admitted without ER Services	252	136	308

Secondary Disorder

Alcohol Use: ER Treatment, then Discharged	89	92	71
Alcohol Use: ER Treatment, then Admitted	35	35	68
Alcohol Use: Admitted without ER Services	99	66	63
Drug Use: ER Treatment, then Discharged	182	173	301
Drug Use: ER Treatment, then Admitted	58	53	93
Drug Use: Admitted without ER Services	154	132	138
Mental: ER Treatment, then Discharged	2,236	1,858	3,266
Mental: ER Treatment, then Admitted	239	133	772
Mental: Admitted without ER Services	729	420	578

JUVENILE COURT REFERRALS

	2021	2020	2019
Child Abuse	12	13	34
Child Neglect	48	68	50
Child Custody Issues	21	20	8
Juvenile Violent Offenses	68	59	51
Juvenile Alcohol Offenses	3	5	1
Juvenile Drug Offenses	13	11	13
School Truancy	4	2	4
Absent from Home	21	45	29
Beyond Parental Control	10	16	17
Injurious Behavior	6	9	14

JUVENILE COURT PLACEMENTS ³

	2021	2020	2019
Total Out-of-Home Placements	29	23	23
Parental Alcohol Use Reported	2	2	0
Parental Drug Use Reported	17	8	10
Parental Alcohol and Drug Use Reported	0	2	0

CRIMINAL JUSTICE

	FY 2022	FY 2021	FY 2020
Drug Treatment Court Participants	0	0	0
Probation/Parole Admissions--Drug	98	134	139
Probation/Parole Admissions--DWI	4	9	12
Prison Admissions--Drug	52	55	58
Prison Admissions--DWI	2	0	3

IMPAIRED DRIVING

	2021	2020	2019
Alcohol Involved Fatal Crashes	1	0	0
Alcohol Involved Injury Crashes	7	9	12
Alcohol Involved Property Damage Crashes	8	11	14
Killed in Alcohol Involved Crashes	1	0	0
Injured in Alcohol Involved Crashes	8	9	17
Drug Involved Fatal Crashes	1	0	0
Drug Involved Injury Crashes	0	2	1
Drug Involved Property Damage Crashes	2	4	1
Killed in Drug Involved Crashes	1	0	1
Injured in Drug Involved Crashes	1	3	1

DEMOGRAPHICS

	2021	2020	2019
Population Estimate	32,043	31,577	32,149
Labor Force	14,576	14,331	14,584
Employed	14,067	13,661	14,081
Unemployed	509	670	503
Unemployment Rate	3.5%	4.7%	3.4%
Poverty Estimate, individuals of all ages	Unavailable	4,830	6,005
Poverty Estimate, children under age 18	Unavailable	1,511	1,701
Median Household Income	Unavailable	\$50,691	\$44,837

POLICE REPORTS ²

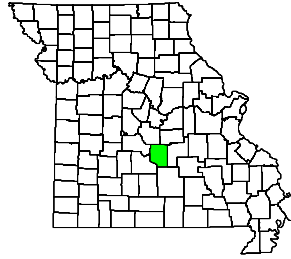
	2021	2020	2019
DUI Arrests, DWI Tracking System	68	37	79
Liquor Law Arrests	0	0	1
Drug Arrests	49	44	110
Violent Offenses	135	74	67
Domestic Violence Reports	310	374	493
Property Offenses	560	680	750

¹ Hospital counts for alcohol, drug, and mental disorders are based on ICD-10 diagnosis codes. Beginning with 2020 data, individuals are counted for each hospital encounter they have during the calendar year.

² In 2019 the National Incident Based Reporting System (NIPRS) replaced the Uniform Crime Reporting (UCR) system for Missouri crime and arrest reports. NIPRS data might not be fully comparable to the UCR.

³ DSS Children's Division reports do not encompass all reasons for removal but document adverse conditions present. Multiple conditions and factors are often considered when a child is placed out of the home. Only the parental substance use conditions are included in this profile.

PULASKI COUNTY



BIRTHS AND DEATHS

	2021	2020	2019
Resident Births	741	708	720
Resident Deaths (total)	459	407	344
COVID-19 Deaths	50	39	
Suicide	13	7	9
Homicide	2	1	1
Alcohol Induced Deaths	2	3	4
Drug Induced Deaths	27	29	25
Smoking Attributable Deaths	63	59	50

SCHOOL REPORTS

	2020-21	2019-20	2018-19
Enrollment Grades K-12	8,069	8,442	9,046
School Discipline Involving Alcohol	0	5	5
School Discipline Involving Drugs	14	12	27
School Discipline Involving Tobacco	0	2	7
Enrollment Grades 9-12	2,263	2,360	2,448
Dropouts	43	26	14

HOSPITAL AND EMERGENCY ROOM ¹

Principal Disorder

	2020	2019	2018
Alcohol Use: ER Treatment, then Discharged	68	57	63
Alcohol Use: ER Treatment, then Admitted	11	16	17
Alcohol Use: Admitted without ER Services	11	10	11
Drug Use: ER Treatment, then Discharged	121	92	91
Drug Use: ER Treatment, then Admitted	15	18	22
Drug Use: Admitted without ER Services	35	11	45
Mental: ER Treatment, then Discharged	218	200	216
Mental: ER Treatment, then Admitted	134	155	137
Mental: Admitted without ER Services	276	186	250

Secondary Disorder

Alcohol Use: ER Treatment, then Discharged	59	60	45
Alcohol Use: ER Treatment, then Admitted	91	84	88
Alcohol Use: Admitted without ER Services	86	67	65
Drug Use: ER Treatment, then Discharged	126	80	72
Drug Use: ER Treatment, then Admitted	137	127	116
Drug Use: Admitted without ER Services	134	115	123
Mental: ER Treatment, then Discharged	571	265	593
Mental: ER Treatment, then Admitted	421	358	621
Mental: Admitted without ER Services	638	461	752

JUVENILE COURT REFERRALS

	2021	2020	2019
Child Abuse	88	68	82
Child Neglect	245	145	191
Child Custody Issues	2	5	16
Juvenile Violent Offenses	10	18	34
Juvenile Alcohol Offenses	0	0	2
Juvenile Drug Offenses	12	7	13
School Truancy	88	59	24
Absent from Home	14	20	11
Beyond Parental Control	5	8	8
Injurious Behavior	161	82	221

JUVENILE COURT PLACEMENTS ³

	2021	2020	2019
Total Out-of-Home Placements	90	89	76
Parental Alcohol Use Reported	10	1	1
Parental Drug Use Reported	41	53	47
Parental Alcohol and Drug Use Reported	2	4	0

CRIMINAL JUSTICE

	FY 2022	FY 2021	FY 2020
Drug Treatment Court Participants	25	39	55
Probation/Parole Admissions--Drug	145	116	159
Probation/Parole Admissions--DWI	2	3	7
Prison Admissions--Drug	49	50	58
Prison Admissions--DWI	1	1	1

IMPAIRED DRIVING

	2021	2020	2019
Alcohol Involved Fatal Crashes	1	1	1
Alcohol Involved Injury Crashes	18	17	13
Alcohol Involved Property Damage Crashes	30	31	30
Killed in Alcohol Involved Crashes	1	1	1
Injured in Alcohol Involved Crashes	20	19	19
Drug Involved Fatal Crashes	2	1	0
Drug Involved Injury Crashes	3	4	4
Drug Involved Property Damage Crashes	7	5	9
Killed in Drug Involved Crashes	2	1	0
Injured in Drug Involved Crashes	3	4	4

DEMOGRAPHICS

	2021	2020	2019
Population Estimate	53,816	53,964	52,607
Labor Force	14,585	14,583	14,692
Employed	13,938	13,761	14,094
Unemployed	647	822	598
Unemployment Rate	4.4%	5.6%	4.1%
Poverty Estimate, individuals of all ages	Unavailable	5,311	6,185
Poverty Estimate, children under age 18	Unavailable	1,600	1,642
Median Household Income	Unavailable	\$59,126	\$55,620

POLICE REPORTS ²

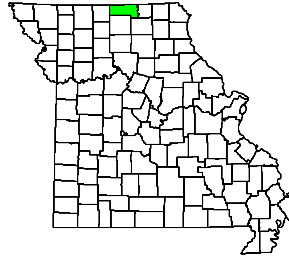
	2021	2020	2019
DUI Arrests, DWI Tracking System	213	162	153
Liquor Law Arrests	4	1	2
Drug Arrests	80	188	440
Violent Offenses	84	96	227
Domestic Violence Reports	146	198	135
Property Offenses	522	650	967

¹ Hospital counts for alcohol, drug, and mental disorders are based on ICD-10 diagnosis codes. Beginning with 2020 data, individuals are counted for each hospital encounter they have during the calendar year.

² In 2019 the National Incident Based Reporting System (NIPRS) replaced the Uniform Crime Reporting (UCR) system for Missouri crime and arrest reports. NIPRS data might not be fully comparable to the UCR.

³ DSS Children's Division reports do not encompass all reasons for removal but document adverse conditions present. Multiple conditions and factors are often considered when a child is placed out of the home. Only the parental substance use conditions are included in this profile.

PUTNAM COUNTY



BIRTHS AND DEATHS

	2021	2020	2019
Resident Births	48	66	47
Resident Deaths (total)	89	72	87
COVID-19 Deaths	9	8	
Suicide	0	2	0
Homicide	0	0	0
Alcohol Induced Deaths	0	0	0
Drug Induced Deaths	1	1	1
Smoking Attributable Deaths	16	10	11

HOSPITAL AND EMERGENCY ROOM ¹

Principal Disorder

	2020	2019	2018
Alcohol Use: ER Treatment, then Discharged	8	6	3
Alcohol Use: ER Treatment, then Admitted	0	0	0
Alcohol Use: Admitted without ER Services	2	1	1
Drug Use: ER Treatment, then Discharged	4	4	10
Drug Use: ER Treatment, then Admitted	4	3	0
Drug Use: Admitted without ER Services	2	1	5
Mental: ER Treatment, then Discharged	22	14	46
Mental: ER Treatment, then Admitted	6	3	13
Mental: Admitted without ER Services	27	14	20

Secondary Disorder

Alcohol Use: ER Treatment, then Discharged	10	5	12
Alcohol Use: ER Treatment, then Admitted	4	5	5
Alcohol Use: Admitted without ER Services	24	5	9
Drug Use: ER Treatment, then Discharged	9	10	14
Drug Use: ER Treatment, then Admitted	5	4	8
Drug Use: Admitted without ER Services	10	17	8
Mental: ER Treatment, then Discharged	152	153	129
Mental: ER Treatment, then Admitted	14	8	15
Mental: Admitted without ER Services	138	78	167

IMPAIRED DRIVING

	2021	2020	2019
Alcohol Involved Fatal Crashes	1	0	0
Alcohol Involved Injury Crashes	3	1	0
Alcohol Involved Property Damage Crashes	0	3	2
Killed in Alcohol Involved Crashes	1	0	0
Injured in Alcohol Involved Crashes	4	1	0
Drug Involved Fatal Crashes	0	0	0
Drug Involved Injury Crashes	0	1	0
Drug Involved Property Damage Crashes	0	0	0
Killed in Drug Involved Crashes	0	0	0
Injured in Drug Involved Crashes	0	1	0

POLICE REPORTS ²

	2021	2020	2019
DUI Arrests, DWI Tracking System	21	17	18
Liquor Law Arrests	0	0	0
Drug Arrests	0	0	0
Violent Offenses	0	1	2
Domestic Violence Reports	0	1	3
Property Offenses	0	0	16

SCHOOL REPORTS

	2020-21	2019-20	2018-19
Enrollment Grades K-12	610	654	642
School Discipline Involving Alcohol	0	0	1
School Discipline Involving Drugs	0	0	3
School Discipline Involving Tobacco	0	0	1
Enrollment Grades 9-12	196	210	204
Dropouts	0	0	0

JUVENILE COURT REFERRALS

	2021	2020	2019
Child Abuse	0	7	20
Child Neglect	27	15	40
Child Custody Issues	0	0	0
Juvenile Violent Offenses	3	1	5
Juvenile Alcohol Offenses	1	1	1
Juvenile Drug Offenses	0	2	0
School Truancy	0	0	0
Absent from Home	0	2	9
Beyond Parental Control	0	0	3
Injurious Behavior	10	8	8

JUVENILE COURT PLACEMENTS ³

	2021	2020	2019
Total Out-of-Home Placements	11	7	15
Parental Alcohol Use Reported	0	0	0
Parental Drug Use Reported	5	3	4
Parental Alcohol and Drug Use Reported	0	0	0

CRIMINAL JUSTICE

	FY 2022	FY 2021	FY 2020
Drug Treatment Court Participants	9	9	5
Probation/Parole Admissions--Drug	11	10	11
Probation/Parole Admissions--DWI	1	0	3
Prison Admissions--Drug	1	3	2
Prison Admissions--DWI	0	0	0

DEMOGRAPHICS

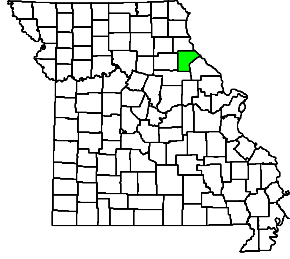
	2021	2020	2019
Population Estimate	4,712	4,676	4,696
Labor Force	2,233	2,275	2,291
Employed	2,163	2,175	2,207
Unemployed	70	100	84
Unemployment Rate	3.1%	4.4%	3.7%
Poverty Estimate, individuals of all ages	Unavailable	702	725
Poverty Estimate, children under age 18	Unavailable	218	238
Median Household Income	Unavailable	\$46,546	\$42,434

¹ Hospital counts for alcohol, drug, and mental disorders are based on ICD-10 diagnosis codes. Beginning with 2020 data, individuals are counted for each hospital encounter they have during the calendar year.

² In 2019 the National Incident Based Reporting System (NIPRS) replaced the Uniform Crime Reporting (UCR) system for Missouri crime and arrest reports. NIPRS data might not be fully comparable to the UCR.

³ DSS Children's Division reports do not encompass all reasons for removal but document adverse conditions present. Multiple conditions and factors are often considered when a child is placed out of the home. Only the parental substance use conditions are included in this profile.

RALLS COUNTY



BIRTHS AND DEATHS

	2021	2020	2019
Resident Births	99	100	91
Resident Deaths (total)	137	146	105
COVID-19 Deaths	12	13	
Suicide	3	1	3
Homicide	0	0	0
Alcohol Induced Deaths	1	0	0
Drug Induced Deaths	3	1	2
Smoking Attributable Deaths	20	22	20

HOSPITAL AND EMERGENCY ROOM ¹

Principal Disorder

	2020	2019	2018
Alcohol Use: ER Treatment, then Discharged	10	8	5
Alcohol Use: ER Treatment, then Admitted	2	2	2
Alcohol Use: Admitted without ER Services	0	1	0
Drug Use: ER Treatment, then Discharged	6	4	13
Drug Use: ER Treatment, then Admitted	2	1	3
Drug Use: Admitted without ER Services	1	1	0
Mental: ER Treatment, then Discharged	54	35	57
Mental: ER Treatment, then Admitted	14	5	13
Mental: Admitted without ER Services	34	15	33

Secondary Disorder

Alcohol Use: ER Treatment, then Discharged	12	4	16
Alcohol Use: ER Treatment, then Admitted	16	13	20
Alcohol Use: Admitted without ER Services	7	3	7
Drug Use: ER Treatment, then Discharged	37	5	10
Drug Use: ER Treatment, then Admitted	17	13	18
Drug Use: Admitted without ER Services	13	7	13
Mental: ER Treatment, then Discharged	198	65	82
Mental: ER Treatment, then Admitted	157	74	145
Mental: Admitted without ER Services	61	55	64

IMPAIRED DRIVING

	2021	2020	2019
Alcohol Involved Fatal Crashes	1	3	0
Alcohol Involved Injury Crashes	4	6	8
Alcohol Involved Property Damage Crashes	6	6	11
Killed in Alcohol Involved Crashes	1	3	0
Injured in Alcohol Involved Crashes	8	11	11
Drug Involved Fatal Crashes	0	3	0
Drug Involved Injury Crashes	0	4	0
Drug Involved Property Damage Crashes	2	1	0
Killed in Drug Involved Crashes	0	3	0
Injured in Drug Involved Crashes	0	7	0

POLICE REPORTS ²

	2021	2020	2019
DUI Arrests, DWI Tracking System	34	45	50
Liquor Law Arrests	2	0	4
Drug Arrests	24	20	58
Violent Offenses	5	22	34
Domestic Violence Reports	17	18	34
Property Offenses	51	77	103

SCHOOL REPORTS

	2020-21	2019-20	2018-19
Enrollment Grades K-12	734	731	721
School Discipline Involving Alcohol	0	0	0
School Discipline Involving Drugs	0	0	1
School Discipline Involving Tobacco	0	0	1
Enrollment Grades 9-12	245	239	211
Dropouts	0	0	0

JUVENILE COURT REFERRALS

	2021	2020	2019
Child Abuse	0	0	1
Child Neglect	0	0	3
Child Custody Issues	0	1	0
Juvenile Violent Offenses	1	0	6
Juvenile Alcohol Offenses	0	0	1
Juvenile Drug Offenses	0	0	1
School Truancy	2	0	1
Absent from Home	0	0	0
Beyond Parental Control	0	1	9
Injurious Behavior	1	0	4

JUVENILE COURT PLACEMENTS ³

	2021	2020	2019
Total Out-of-Home Placements	14	8	7
Parental Alcohol Use Reported	0	0	0
Parental Drug Use Reported	6	3	1
Parental Alcohol and Drug Use Reported	0	0	1

CRIMINAL JUSTICE

	FY 2022	FY 2021	FY 2020
Drug Treatment Court Participants	0	0	0
Probation/Parole Admissions--Drug	35	21	42
Probation/Parole Admissions--DWI	1	1	3
Prison Admissions--Drug	13	12	15
Prison Admissions--DWI	1	1	0

DEMOGRAPHICS

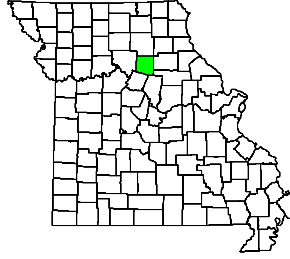
	2021	2020	2019
Population Estimate	10,361	10,351	10,309
Labor Force	5,602	5,627	5,662
Employed	5,412	5,376	5,484
Unemployed	190	251	178
Unemployment Rate	3.4%	4.5%	3.1%
Poverty Estimate, individuals of all ages	Unavailable	1,167	1,026
Poverty Estimate, children under age 18	Unavailable	239	292
Median Household Income	Unavailable	\$57,061	\$63,419

¹ Hospital counts for alcohol, drug, and mental disorders are based on ICD-10 diagnosis codes. Beginning with 2020 data, individuals are counted for each hospital encounter they have during the calendar year.

² In 2019 the National Incident Based Reporting System (NIPRS) replaced the Uniform Crime Reporting (UCR) system for Missouri crime and arrest reports. NIPRS data might not be fully comparable to the UCR.

³ DSS Children's Division reports do not encompass all reasons for removal but document adverse conditions present. Multiple conditions and factors are often considered when a child is placed out of the home. Only the parental substance use conditions are included in this profile.

RANDOLPH COUNTY



BIRTHS AND DEATHS

	2021	2020	2019
Resident Births	279	253	270
Resident Deaths (total)	358	342	301
COVID-19 Deaths	38	41	
Suicide	6	6	6
Homicide	2	0	0
Alcohol Induced Deaths	4	0	1
Drug Induced Deaths	6	2	5
Smoking Attributable Deaths	62	51	60

SCHOOL REPORTS

	2020-21	2019-20	2018-19
Enrollment Grades K-12	3,287	3,420	3,518
School Discipline Involving Alcohol	0	0	0
School Discipline Involving Drugs	12	8	6
School Discipline Involving Tobacco	0	0	0
Enrollment Grades 9-12	1,092	1,083	1,119
Dropouts	21	9	17

HOSPITAL AND EMERGENCY ROOM ¹

Principal Disorder

	2020	2019	2018
Alcohol Use: ER Treatment, then Discharged	47	34	31
Alcohol Use: ER Treatment, then Admitted	13	6	17
Alcohol Use: Admitted without ER Services	16	8	11
Drug Use: ER Treatment, then Discharged	46	38	41
Drug Use: ER Treatment, then Admitted	12	17	28
Drug Use: Admitted without ER Services	12	7	10
Mental: ER Treatment, then Discharged	163	178	231
Mental: ER Treatment, then Admitted	110	76	152
Mental: Admitted without ER Services	237	121	152

Secondary Disorder

Alcohol Use: ER Treatment, then Discharged	74	25	41
Alcohol Use: ER Treatment, then Admitted	50	44	63
Alcohol Use: Admitted without ER Services	72	42	71
Drug Use: ER Treatment, then Discharged	115	77	83
Drug Use: ER Treatment, then Admitted	76	67	78
Drug Use: Admitted without ER Services	115	102	76
Mental: ER Treatment, then Discharged	1,475	948	885
Mental: ER Treatment, then Admitted	351	205	501
Mental: Admitted without ER Services	799	411	716

JUVENILE COURT REFERRALS

	2021	2020	2019
Child Abuse	92	126	101
Child Neglect	109	151	152
Child Custody Issues	0	0	0
Juvenile Violent Offenses	8	22	11
Juvenile Alcohol Offenses	0	1	1
Juvenile Drug Offenses	8	2	3
School Truancy	63	52	124
Absent from Home	26	14	5
Beyond Parental Control	15	11	30
Injurious Behavior	103	87	120

JUVENILE COURT PLACEMENTS ³

	2021	2020	2019
Total Out-of-Home Placements	74	53	96
Parental Alcohol Use Reported	6	1	6
Parental Drug Use Reported	27	13	31
Parental Alcohol and Drug Use Reported	2	1	1

CRIMINAL JUSTICE

	FY 2022	FY 2021	FY 2020
Drug Treatment Court Participants	15	14	17
Probation/Parole Admissions--Drug	182	115	136
Probation/Parole Admissions--DWI	20	11	18
Prison Admissions--Drug	58	41	40
Prison Admissions--DWI	0	6	4

IMPAIRED DRIVING

	2021	2020	2019
Alcohol Involved Fatal Crashes	0	1	1
Alcohol Involved Injury Crashes	7	6	5
Alcohol Involved Property Damage Crashes	11	15	7
Killed in Alcohol Involved Crashes	0	1	1
Injured in Alcohol Involved Crashes	8	8	8
Drug Involved Fatal Crashes	0	0	0
Drug Involved Injury Crashes	2	2	6
Drug Involved Property Damage Crashes	6	3	3
Killed in Drug Involved Crashes	0	0	0
Injured in Drug Involved Crashes	2	3	6

DEMOGRAPHICS

	2021	2020	2019
Population Estimate	24,760	24,636	24,748
Labor Force	10,273	10,210	10,380
Employed	9,840	9,605	9,978
Unemployed	433	605	402
Unemployment Rate	4.2%	5.9%	3.9%
Poverty Estimate, individuals of all ages	Unavailable	2,676	3,710
Poverty Estimate, children under age 18	Unavailable	736	1,169
Median Household Income	Unavailable	\$51,924	\$48,043

POLICE REPORTS ²

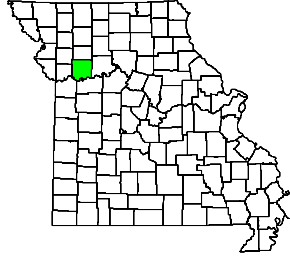
	2021	2020	2019
DUI Arrests, DWI Tracking System	170	112	104
Liquor Law Arrests	4	0	1
Drug Arrests	103	90	106
Violent Offenses	124	85	95
Domestic Violence Reports	109	131	156
Property Offenses	303	299	381

¹ Hospital counts for alcohol, drug, and mental disorders are based on ICD-10 diagnosis codes. Beginning with 2020 data, individuals are counted for each hospital encounter they have during the calendar year.

² In 2019 the National Incident Based Reporting System (NIPRS) replaced the Uniform Crime Reporting (UCR) system for Missouri crime and arrest reports. NIPRS data might not be fully comparable to the UCR.

³ DSS Children's Division reports do not encompass all reasons for removal but document adverse conditions present. Multiple conditions and factors are often considered when a child is placed out of the home. Only the parental substance use conditions are included in this profile.

RAY COUNTY



BIRTHS AND DEATHS

	2021	2020	2019
Resident Births	258	264	248
Resident Deaths (total)	354	339	247
COVID-19 Deaths	53	23	
Suicide	10	3	7
Homicide	0	0	0
Alcohol Induced Deaths	5	4	0
Drug Induced Deaths	6	1	3
Smoking Attributable Deaths	50	59	43

HOSPITAL AND EMERGENCY ROOM ¹

Principal Disorder

	2020	2019	2018
Alcohol Use: ER Treatment, then Discharged	51	35	42
Alcohol Use: ER Treatment, then Admitted	9	3	6
Alcohol Use: Admitted without ER Services	21	7	19
Drug Use: ER Treatment, then Discharged	37	31	34
Drug Use: ER Treatment, then Admitted	2	3	2
Drug Use: Admitted without ER Services	9	7	7
Mental: ER Treatment, then Discharged	255	168	225
Mental: ER Treatment, then Admitted	2	4	15
Mental: Admitted without ER Services	162	101	148

Secondary Disorder

Alcohol Use: ER Treatment, then Discharged	58	38	54
Alcohol Use: ER Treatment, then Admitted	22	21	52
Alcohol Use: Admitted without ER Services	84	53	59
Drug Use: ER Treatment, then Discharged	86	56	92
Drug Use: ER Treatment, then Admitted	26	34	54
Drug Use: Admitted without ER Services	125	106	113
Mental: ER Treatment, then Discharged	339	308	702
Mental: ER Treatment, then Admitted	212	170	435
Mental: Admitted without ER Services	509	425	631

IMPAIRED DRIVING

	2021	2020	2019
Alcohol Involved Fatal Crashes	0	2	1
Alcohol Involved Injury Crashes	9	7	8
Alcohol Involved Property Damage Crashes	9	9	7
Killed in Alcohol Involved Crashes	0	2	1
Injured in Alcohol Involved Crashes	15	11	9
Drug Involved Fatal Crashes	1	1	1
Drug Involved Injury Crashes	2	1	2
Drug Involved Property Damage Crashes	3	7	6
Killed in Drug Involved Crashes	1	1	1
Injured in Drug Involved Crashes	4	2	3

POLICE REPORTS ²

	2021	2020	2019
DUI Arrests, DWI Tracking System	59	70	51
Liquor Law Arrests	4	0	12
Drug Arrests	49	78	132
Violent Offenses	157	136	130
Domestic Violence Reports	151	349	262
Property Offenses	235	317	341

SCHOOL REPORTS

	2020-21	2019-20	2018-19
Enrollment Grades K-12	2,965	3,027	3,047
School Discipline Involving Alcohol	0	0	1
School Discipline Involving Drugs	0	5	2
School Discipline Involving Tobacco	0	1	0
Enrollment Grades 9-12	911	924	960
Dropouts	15	0	10

JUVENILE COURT REFERRALS

	2021	2020	2019
Child Abuse	20	15	18
Child Neglect	2	17	11
Child Custody Issues	0	0	0
Juvenile Violent Offenses	23	30	30
Juvenile Alcohol Offenses	0	1	2
Juvenile Drug Offenses	6	5	8
School Truancy	12	6	30
Absent from Home	8	22	18
Beyond Parental Control	4	3	8
Injurious Behavior	26	54	74

JUVENILE COURT PLACEMENTS ³

	2021	2020	2019
Total Out-of-Home Placements	4	14	9
Parental Alcohol Use Reported	0	0	0
Parental Drug Use Reported	0	5	4
Parental Alcohol and Drug Use Reported	0	0	0

CRIMINAL JUSTICE

	FY 2022	FY 2021	FY 2020
Drug Treatment Court Participants	14	15	27
Probation/Parole Admissions--Drug	85	80	117
Probation/Parole Admissions--DWI	4	5	6
Prison Admissions--Drug	37	40	31
Prison Admissions--DWI	1	3	1

DEMOGRAPHICS

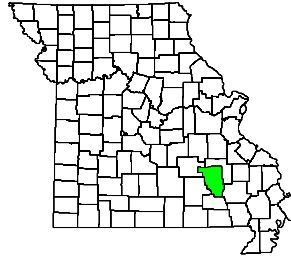
	2021	2020	2019
Population Estimate	23,008	23,100	23,018
Labor Force	10,983	10,966	11,033
Employed	10,272	10,213	10,632
Unemployed	711	753	401
Unemployment Rate	6.5%	6.9%	3.6%
Poverty Estimate, individuals of all ages	Unavailable	2,261	2,076
Poverty Estimate, children under age 18	Unavailable	630	628
Median Household Income	Unavailable	\$64,014	\$61,678

¹ Hospital counts for alcohol, drug, and mental disorders are based on ICD-10 diagnosis codes. Beginning with 2020 data, individuals are counted for each hospital encounter they have during the calendar year.

² In 2019 the National Incident Based Reporting System (NIPRS) replaced the Uniform Crime Reporting (UCR) system for Missouri crime and arrest reports. NIPRS data might not be fully comparable to the UCR.

³ DSS Children's Division reports do not encompass all reasons for removal but document adverse conditions present. Multiple conditions and factors are often considered when a child is placed out of the home. Only the parental substance use conditions are included in this profile.

REYNOLDS COUNTY



BIRTHS AND DEATHS

	2021	2020	2019
Resident Births	53	76	68
Resident Deaths (total)	112	95	98
COVID-19 Deaths	13	4	
Suicide	0	1	0
Homicide	1	0	0
Alcohol Induced Deaths	0	0	0
Drug Induced Deaths	1	0	1
Smoking Attributable Deaths	19	18	19

HOSPITAL AND EMERGENCY ROOM ¹

Principal Disorder

	2020	2019	2018
Alcohol Use: ER Treatment, then Discharged	11	14	9
Alcohol Use: ER Treatment, then Admitted	3	2	1
Alcohol Use: Admitted without ER Services	1	2	2
Drug Use: ER Treatment, then Discharged	11	2	4
Drug Use: ER Treatment, then Admitted	3	2	2
Drug Use: Admitted without ER Services	2	1	3
Mental: ER Treatment, then Discharged	45	37	36
Mental: ER Treatment, then Admitted	20	25	15
Mental: Admitted without ER Services	56	25	35

Secondary Disorder

Alcohol Use: ER Treatment, then Discharged	19	14	8
Alcohol Use: ER Treatment, then Admitted	17	14	7
Alcohol Use: Admitted without ER Services	18	9	17
Drug Use: ER Treatment, then Discharged	22	31	22
Drug Use: ER Treatment, then Admitted	27	33	18
Drug Use: Admitted without ER Services	27	18	24
Mental: ER Treatment, then Discharged	151	116	167
Mental: ER Treatment, then Admitted	99	76	127
Mental: Admitted without ER Services	119	75	162

IMPAIRED DRIVING

	2021	2020	2019
Alcohol Involved Fatal Crashes	2	0	1
Alcohol Involved Injury Crashes	7	5	3
Alcohol Involved Property Damage Crashes	9	3	3
Killed in Alcohol Involved Crashes	2	0	1
Injured in Alcohol Involved Crashes	9	10	5
Drug Involved Fatal Crashes	0	0	1
Drug Involved Injury Crashes	2	0	0
Drug Involved Property Damage Crashes	0	1	0
Killed in Drug Involved Crashes	0	0	1
Injured in Drug Involved Crashes	2	0	0

POLICE REPORTS ²

	2021	2020	2019
DUI Arrests, DWI Tracking System	31	26	28
Liquor Law Arrests	0	0	0
Drug Arrests	0	0	1
Violent Offenses	7	0	5
Domestic Violence Reports	6	0	1
Property Offenses	10	24	37

SCHOOL REPORTS

	2020-21	2019-20	2018-19
Enrollment Grades K-12	918	971	998
School Discipline Involving Alcohol	0	0	1
School Discipline Involving Drugs	0	1	0
School Discipline Involving Tobacco	0	0	0
Enrollment Grades 9-12	301	311	303
Dropouts	0	0	0

JUVENILE COURT REFERRALS

	2021	2020	2019
Child Abuse	0	1	0
Child Neglect	20	7	17
Child Custody Issues	0	0	0
Juvenile Violent Offenses	0	0	0
Juvenile Alcohol Offenses	0	0	0
Juvenile Drug Offenses	1	0	0
School Truancy	0	0	0
Absent from Home	0	0	0
Beyond Parental Control	4	10	3
Injurious Behavior	5	3	0

JUVENILE COURT PLACEMENTS ³

	2021	2020	2019
Total Out-of-Home Placements	23	13	21
Parental Alcohol Use Reported	2	0	0
Parental Drug Use Reported	15	7	10
Parental Alcohol and Drug Use Reported	2	0	0

CRIMINAL JUSTICE

	FY 2022	FY 2021	FY 2020
Drug Treatment Court Participants	10	20	29
Probation/Parole Admissions--Drug	26	15	21
Probation/Parole Admissions--DWI	1	0	1
Prison Admissions--Drug	11	6	4
Prison Admissions--DWI	0	0	0

DEMOGRAPHICS

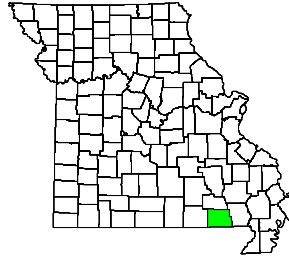
	2021	2020	2019
Population Estimate	6,087	6,078	6,270
Labor Force	2,936	2,922	3,042
Employed	2,815	2,756	2,929
Unemployed	121	166	113
Unemployment Rate	4.1%	5.7%	3.7%
Poverty Estimate, individuals of all ages	Unavailable	1,177	1,333
Poverty Estimate, children under age 18	Unavailable	368	416
Median Household Income	Unavailable	\$39,089	\$37,415

¹ Hospital counts for alcohol, drug, and mental disorders are based on ICD-10 diagnosis codes. Beginning with 2020 data, individuals are counted for each hospital encounter they have during the calendar year.

² In 2019 the National Incident Based Reporting System (NIPRS) replaced the Uniform Crime Reporting (UCR) system for Missouri crime and arrest reports. NIPRS data might not be fully comparable to the UCR.

³ DSS Children's Division reports do not encompass all reasons for removal but document adverse conditions present. Multiple conditions and factors are often considered when a child is placed out of the home. Only the parental substance use conditions are included in this profile.

RIPLEY COUNTY



BIRTHS AND DEATHS

	2021	2020	2019
Resident Births	140	153	156
Resident Deaths (total)	236	220	194
COVID-19 Deaths	38	18	
Suicide	2	3	1
Homicide	1	1	2
Alcohol Induced Deaths	1	0	3
Drug Induced Deaths	1	0	1
Smoking Attributable Deaths	35	36	35

HOSPITAL AND EMERGENCY ROOM ¹

Principal Disorder

	2020	2019	2018
Alcohol Use: ER Treatment, then Discharged	16	18	13
Alcohol Use: ER Treatment, then Admitted	5	10	6
Alcohol Use: Admitted without ER Services	3	2	5
Drug Use: ER Treatment, then Discharged	32	29	32
Drug Use: ER Treatment, then Admitted	19	15	16
Drug Use: Admitted without ER Services	5	4	12
Mental: ER Treatment, then Discharged	126	123	202
Mental: ER Treatment, then Admitted	68	60	69
Mental: Admitted without ER Services	70	49	153

Secondary Disorder

Alcohol Use: ER Treatment, then Discharged	22	24	36
Alcohol Use: ER Treatment, then Admitted	75	51	38
Alcohol Use: Admitted without ER Services	45	36	26
Drug Use: ER Treatment, then Discharged	46	46	64
Drug Use: ER Treatment, then Admitted	119	76	69
Drug Use: Admitted without ER Services	51	57	72
Mental: ER Treatment, then Discharged	566	411	609
Mental: ER Treatment, then Admitted	304	173	359
Mental: Admitted without ER Services	209	152	346

IMPAIRED DRIVING

	2021	2020	2019
Alcohol Involved Fatal Crashes	1	0	0
Alcohol Involved Injury Crashes	4	2	2
Alcohol Involved Property Damage Crashes	8	9	7
Killed in Alcohol Involved Crashes	1	0	0
Injured in Alcohol Involved Crashes	6	2	2
Drug Involved Fatal Crashes	0	0	0
Drug Involved Injury Crashes	0	1	1
Drug Involved Property Damage Crashes	4	1	1
Killed in Drug Involved Crashes	0	0	0
Injured in Drug Involved Crashes	0	1	1

POLICE REPORTS ²

	2021	2020	2019
DUI Arrests, DWI Tracking System	48	29	27
Liquor Law Arrests	0	0	0
Drug Arrests	40	44	11
Violent Offenses	11	11	5
Domestic Violence Reports	23	45	29
Property Offenses	118	213	150

SCHOOL REPORTS

	2020-21	2019-20	2018-19
Enrollment Grades K-12	2,070	2,152	2,097
School Discipline Involving Alcohol	0	0	1
School Discipline Involving Drugs	0	1	4
School Discipline Involving Tobacco	0	0	0
Enrollment Grades 9-12	570	595	577
Dropouts	30	13	21

JUVENILE COURT REFERRALS

	2021	2020	2019
Child Abuse	0	0	4
Child Neglect	37	31	32
Child Custody Issues	0	0	0
Juvenile Violent Offenses	10	7	6
Juvenile Alcohol Offenses	1	0	0
Juvenile Drug Offenses	6	0	0
School Truancy	0	0	19
Absent from Home	9	2	8
Beyond Parental Control	1	1	6
Injurious Behavior	0	0	1

JUVENILE COURT PLACEMENTS ³

	2021	2020	2019
Total Out-of-Home Placements	43	25	24
Parental Alcohol Use Reported	6	0	0
Parental Drug Use Reported	19	21	15
Parental Alcohol and Drug Use Reported	6	0	1

CRIMINAL JUSTICE

	FY 2022	FY 2021	FY 2020
Drug Treatment Court Participants	11	17	24
Probation/Parole Admissions--Drug	37	35	31
Probation/Parole Admissions--DWI	1	0	1
Prison Admissions--Drug	15	12	17
Prison Admissions--DWI	1	1	0

DEMOGRAPHICS

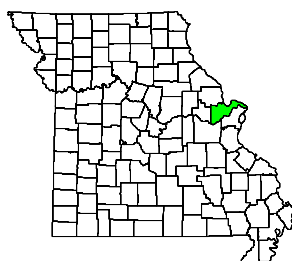
	2021	2020	2019
Population Estimate	10,617	10,680	13,288
Labor Force	5,072	4,987	5,026
Employed	4,793	4,593	4,777
Unemployed	279	394	249
Unemployment Rate	5.5%	7.9%	5.0%
Poverty Estimate, individuals of all ages	Unavailable	2,808	2,581
Poverty Estimate, children under age 18	Unavailable	942	882
Median Household Income	Unavailable	\$37,771	\$35,788

¹ Hospital counts for alcohol, drug, and mental disorders are based on ICD-10 diagnosis codes. Beginning with 2020 data, individuals are counted for each hospital encounter they have during the calendar year.

² In 2019 the National Incident Based Reporting System (NIPRS) replaced the Uniform Crime Reporting (UCR) system for Missouri crime and arrest reports. NIPRS data might not be fully comparable to the UCR.

³ DSS Children's Division reports do not encompass all reasons for removal but document adverse conditions present. Multiple conditions and factors are often considered when a child is placed out of the home. Only the parental substance use conditions are included in this profile.

SAINT CHARLES COUNTY



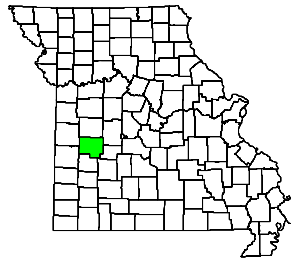
BIRTHS AND DEATHS	2021	2020	2019	SCHOOL REPORTS	2020-21	2019-20	2018-19
Resident Births	4,220	4,073	4,306	Enrollment Grades K-12	57,286	58,281	57,876
Resident Deaths (total)	3,662	3,792	3,125	School Discipline Involving Alcohol	0	20	40
COVID-19 Deaths	299	395		School Discipline Involving Drugs	75	86	110
Suicide	57	67	54	School Discipline Involving Tobacco	0	2	18
Homicide	5	11	11	Enrollment Grades 9-12	18,703	18,567	18,393
Alcohol Induced Deaths	51	43	29	Dropouts	198	106	136
Drug Induced Deaths	118	114	101				
Smoking Attributable Deaths	456	471	466				
				JUVENILE COURT REFERRALS	2021	2020	2019
				Child Abuse	27	15	17
				Child Neglect	135	141	139
				Child Custody Issues	27	29	58
				Juvenile Violent Offenses	225	208	276
				Juvenile Alcohol Offenses	13	27	18
				Juvenile Drug Offenses	57	58	99
				School Truancy	58	78	54
				Absent from Home	152	133	213
				Beyond Parental Control	2	2	5
				Injurious Behavior	23	12	11
				JUVENILE COURT PLACEMENTS ³	2021	2020	2019
				Total Out-of-Home Placements	118	108	109
				Parental Alcohol Use Reported	9	6	9
				Parental Drug Use Reported	59	50	31
				Parental Alcohol and Drug Use Reported	3	2	4
				CRIMINAL JUSTICE	FY 2022	FY 2021	FY 2020
				Drug Treatment Court Participants	187	239	234
				Probation/Parole Admissions--Drug	401	440	458
				Probation/Parole Admissions--DWI	103	99	114
				Prison Admissions--Drug	110	108	133
				Prison Admissions--DWI	25	25	18
				DEMOGRAPHICS	2021	2020	2019
				Population Estimate	409,981	406,258	402,022
				Labor Force	227,337	224,521	227,085
				Employed	219,453	212,786	221,305
				Unemployed	7,884	11,735	5,780
				Unemployment Rate	3.5%	5.2%	2.5%
				Poverty Estimate, individuals of all ages	Unavailable	20,179	18,379
				Poverty Estimate, children under age 18	Unavailable	4,879	4,941
				Median Household Income	Unavailable	\$90,567	\$89,236
HOSPITAL AND EMERGENCY ROOM ¹	2020	2019	2018				
Principal Disorder							
Alcohol Use: ER Treatment, then Discharged	706	691	726				
Alcohol Use: ER Treatment, then Admitted	271	207	298				
Alcohol Use: Admitted without ER Services	287	283	330				
Drug Use: ER Treatment, then Discharged	595	558	629				
Drug Use: ER Treatment, then Admitted	101	80	125				
Drug Use: Admitted without ER Services	210	172	236				
Mental: ER Treatment, then Discharged	2,445	2,395	2,809				
Mental: ER Treatment, then Admitted	2,068	1,368	2,272				
Mental: Admitted without ER Services	1,871	1,369	1,988				
Secondary Disorder							
Alcohol Use: ER Treatment, then Discharged	913	854	857				
Alcohol Use: ER Treatment, then Admitted	1,398	1,085	1,573				
Alcohol Use: Admitted without ER Services	791	765	771				
Drug Use: ER Treatment, then Discharged	1,077	1,172	1,030				
Drug Use: ER Treatment, then Admitted	1,340	954	1,510				
Drug Use: Admitted without ER Services	1,143	1,012	1,114				
Mental: ER Treatment, then Discharged	7,548	7,159	13,172				
Mental: ER Treatment, then Admitted	7,104	4,701	9,505				
Mental: Admitted without ER Services	4,451	3,389	5,273				
IMPAIRED DRIVING	2021	2020	2019				
Alcohol Involved Fatal Crashes	10	3	4				
Alcohol Involved Injury Crashes	113	98	87				
Alcohol Involved Property Damage Crashes	234	212	235				
Killed in Alcohol Involved Crashes	10	3	4				
Injured in Alcohol Involved Crashes	144	134	131				
Drug Involved Fatal Crashes	5	5	4				
Drug Involved Injury Crashes	35	47	30				
Drug Involved Property Damage Crashes	59	56	35				
Killed in Drug Involved Crashes	5	8	4				
Injured in Drug Involved Crashes	47	76	50				
POLICE REPORTS ²	2021	2020	2019				
DUI Arrests, DWI Tracking System	1,448	1,214	1,495				
Liquor Law Arrests	90	60	99				
Drug Arrests	1,488	1,369	1,612				
Violent Offenses	709	744	615				
Domestic Violence Reports	1,314	2,128	2,514				
Property Offenses	4,238	5,219	4,408				

¹ Hospital counts for alcohol, drug, and mental disorders are based on ICD-10 diagnosis codes. Beginning with 2020 data, individuals are counted for each hospital encounter they have during the calendar year.

² In 2019 the National Incident Based Reporting System (NIPRS) replaced the Uniform Crime Reporting (UCR) system for Missouri crime and arrest reports. NIPRS data might not be fully comparable to the UCR.

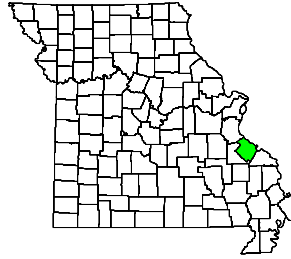
³ DSS Children's Division reports do not encompass all reasons for removal but document adverse conditions present. Multiple conditions and factors are often considered when a child is placed out of the home. Only the parental substance use conditions are included in this profile.

SAINT CLAIR COUNTY



BIRTHS AND DEATHS	2021	2020	2019	SCHOOL REPORTS	2020-21	2019-20	2018-19
Resident Births	115	102	93	Enrollment Grades K-12	1,259	1,291	1,266
Resident Deaths (total)	153	165	142	School Discipline Involving Alcohol	0	1	2
COVID-19 Deaths	12	16		School Discipline Involving Drugs	0	3	2
Suicide	1	1	2	School Discipline Involving Tobacco	0	0	0
Homicide	0	1	0	Enrollment Grades 9-12	408	407	402
Alcohol Induced Deaths	1	2	1	Dropouts	7	7	0
Drug Induced Deaths	2	1	0	JUVENILE COURT REFERRALS			
Smoking Attributable Deaths	26	29	29	2021	2020	2019	
HOSPITAL AND EMERGENCY ROOM ¹	2020	2019	2018	Child Abuse	26	12	21
Principal Disorder				Child Neglect	27	29	43
Alcohol Use: ER Treatment, then Discharged	24	22	9	Child Custody Issues	2	0	0
Alcohol Use: ER Treatment, then Admitted	5	3	1	Juvenile Violent Offenses	9	9	5
Alcohol Use: Admitted without ER Services	6	4	1	Juvenile Alcohol Offenses	0	0	1
Drug Use: ER Treatment, then Discharged	5	5	10	Juvenile Drug Offenses	1	3	4
Drug Use: ER Treatment, then Admitted	1	0	0	School Truancy	6	2	1
Drug Use: Admitted without ER Services	5	2	3	Absent from Home	2	5	1
Mental: ER Treatment, then Discharged	83	66	56	Beyond Parental Control	5	1	3
Mental: ER Treatment, then Admitted	11	5	18	Injurious Behavior	14	13	12
Mental: Admitted without ER Services	74	49	45	JUVENILE COURT PLACEMENTS ³			
Secondary Disorder	2021	2020	2019	2021	2020	2019	
Alcohol Use: ER Treatment, then Discharged	31	29	24	Total Out-of-Home Placements	11	9	18
Alcohol Use: ER Treatment, then Admitted	9	9	17	Parental Alcohol Use Reported	2	0	0
Alcohol Use: Admitted without ER Services	40	24	24	Parental Drug Use Reported	2	4	11
Drug Use: ER Treatment, then Discharged	27	25	41	Parental Alcohol and Drug Use Reported	0	0	0
Drug Use: ER Treatment, then Admitted	12	12	20	CRIMINAL JUSTICE			
Drug Use: Admitted without ER Services	47	47	27	FY 2022	FY 2021	FY 2020	
Mental: ER Treatment, then Discharged	249	211	286	Drug Treatment Court Participants	3	1	4
Mental: ER Treatment, then Admitted	31	34	168	Probation/Parole Admissions--Drug	53	42	50
Mental: Admitted without ER Services	263	163	237	Probation/Parole Admissions--DWI	2	1	0
IMPAIRED DRIVING	2021	2020	2019	Prison Admissions--Drug	13	12	19
Alcohol Involved Fatal Crashes	0	0	0	Prison Admissions--DWI	0	0	1
Alcohol Involved Injury Crashes	3	4	3	DEMOGRAPHICS			
Alcohol Involved Property Damage Crashes	4	5	3	2021	2020	2019	
Killed in Alcohol Involved Crashes	0	0	0	Population Estimate	9,376	9,340	9,397
Injured in Alcohol Involved Crashes	4	5	5	Labor Force	3,845	3,764	3,749
Drug Involved Fatal Crashes	0	0	0	Employed	3,673	3,534	3,577
Drug Involved Injury Crashes	0	1	0	Unemployed	172	230	172
Drug Involved Property Damage Crashes	0	0	0	Unemployment Rate	4.5%	6.1%	4.6%
Killed in Drug Involved Crashes	0	0	0	Poverty Estimate, individuals of all ages	Unavailable	1,770	1,771
Injured in Drug Involved Crashes	0	1	0	Poverty Estimate, children under age 18	Unavailable	555	501
POLICE REPORTS ²	2021	2020	2019	Median Household Income	Unavailable	\$41,486	\$39,319
DUI Arrests, DWI Tracking System	36	36	33	¹ Hospital counts for alcohol, drug, and mental disorders are based on ICD-10 diagnosis codes. Beginning with 2020 data, individuals are counted for each hospital encounter they have during the calendar year.			
Liquor Law Arrests	0	0	0				
Drug Arrests	40	71	33				
Violent Offenses	32	26	17				
Domestic Violence Reports	72	104	104	² In 2019 the National Incident Based Reporting System (NIPRS) replaced the Uniform Crime Reporting (UCR) system for Missouri crime and arrest reports. NIPRS data might not be fully comparable to the UCR.			
Property Offenses	82	147	128	³ DSS Children's Division reports do not encompass all reasons for removal but document adverse conditions present. Multiple conditions and factors are often considered when a child is placed out of the home. Only the parental substance use conditions are included in this profile.			

SAINTE GENEVIEVE COUNTY



BIRTHS AND DEATHS

	2021	2020	2019
Resident Births	192	203	205
Resident Deaths (total)	247	206	183
COVID-19 Deaths	26	10	
Suicide	5	6	2
Homicide	0	0	0
Alcohol Induced Deaths	0	1	0
Drug Induced Deaths	8	6	6
Smoking Attributable Deaths	32	32	30

HOSPITAL AND EMERGENCY ROOM ¹

Principal Disorder

	2020	2019	2018
Alcohol Use: ER Treatment, then Discharged	29	21	34
Alcohol Use: ER Treatment, then Admitted	7	5	5
Alcohol Use: Admitted without ER Services	0	2	5
Drug Use: ER Treatment, then Discharged	25	41	34
Drug Use: ER Treatment, then Admitted	2	5	5
Drug Use: Admitted without ER Services	6	9	4
Mental: ER Treatment, then Discharged	139	130	149
Mental: ER Treatment, then Admitted	83	51	64
Mental: Admitted without ER Services	139	65	59

Secondary Disorder

Alcohol Use: ER Treatment, then Discharged	34	29	38
Alcohol Use: ER Treatment, then Admitted	44	30	48
Alcohol Use: Admitted without ER Services	35	28	30
Drug Use: ER Treatment, then Discharged	67	56	45
Drug Use: ER Treatment, then Admitted	57	50	59
Drug Use: Admitted without ER Services	43	45	44
Mental: ER Treatment, then Discharged	365	284	545
Mental: ER Treatment, then Admitted	266	158	269
Mental: Admitted without ER Services	385	203	362

IMPAIRED DRIVING

	2021	2020	2019
Alcohol Involved Fatal Crashes	1	0	0
Alcohol Involved Injury Crashes	6	4	10
Alcohol Involved Property Damage Crashes	11	18	13
Killed in Alcohol Involved Crashes	1	0	0
Injured in Alcohol Involved Crashes	7	5	15
Drug Involved Fatal Crashes	0	0	0
Drug Involved Injury Crashes	2	0	3
Drug Involved Property Damage Crashes	6	3	1
Killed in Drug Involved Crashes	0	0	0
Injured in Drug Involved Crashes	2	0	4

POLICE REPORTS ²

	2021	2020	2019
DUI Arrests, DWI Tracking System	82	78	83
Liquor Law Arrests	0	0	9
Drug Arrests	58	59	109
Violent Offenses	61	60	63
Domestic Violence Reports	99	144	182
Property Offenses	155	162	130

SCHOOL REPORTS

	2020-21	2019-20	2018-19
Enrollment Grades K-12	1,770	1,822	1,793
School Discipline Involving Alcohol	0	0	0
School Discipline Involving Drugs	8	3	1
School Discipline Involving Tobacco	0	0	1
Enrollment Grades 9-12	554	581	592
Dropouts	16	0	9

JUVENILE COURT REFERRALS

	2021	2020	2019
Child Abuse	4	5	0
Child Neglect	20	9	37
Child Custody Issues	0	0	0
Juvenile Violent Offenses	15	4	11
Juvenile Alcohol Offenses	1	0	0
Juvenile Drug Offenses	7	2	2
School Truancy	4	7	3
Absent from Home	10	4	2
Beyond Parental Control	4	7	5
Injurious Behavior	18	11	6

JUVENILE COURT PLACEMENTS ³

	2021	2020	2019
Total Out-of-Home Placements	18	13	30
Parental Alcohol Use Reported	0	0	0
Parental Drug Use Reported	11	3	14
Parental Alcohol and Drug Use Reported	0	3	4

CRIMINAL JUSTICE

	FY 2022	FY 2021	FY 2020
Drug Treatment Court Participants	13	15	13
Probation/Parole Admissions--Drug	85	63	87
Probation/Parole Admissions--DWI	6	2	6
Prison Admissions--Drug	35	28	27
Prison Admissions--DWI	1	0	3

DEMOGRAPHICS

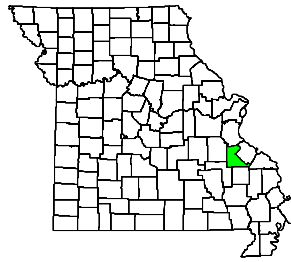
	2021	2020	2019
Population Estimate	18,588	18,476	17,894
Labor Force	9,232	9,239	9,197
Employed	8,916	8,782	8,950
Unemployed	316	457	247
Unemployment Rate	3.4%	4.9%	2.7%
Poverty Estimate, individuals of all ages	Unavailable	1,582	1,698
Poverty Estimate, children under age 18	Unavailable	434	492
Median Household Income	Unavailable	\$58,618	\$61,662

¹ Hospital counts for alcohol, drug, and mental disorders are based on ICD-10 diagnosis codes. Beginning with 2020 data, individuals are counted for each hospital encounter they have during the calendar year.

² In 2019 the National Incident Based Reporting System (NIPRS) replaced the Uniform Crime Reporting (UCR) system for Missouri crime and arrest reports. NIPRS data might not be fully comparable to the UCR.

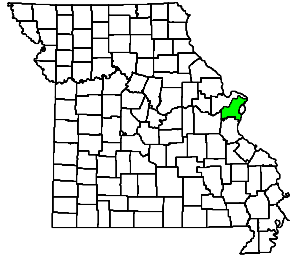
³ DSS Children's Division reports do not encompass all reasons for removal but document adverse conditions present. Multiple conditions and factors are often considered when a child is placed out of the home. Only the parental substance use conditions are included in this profile.

SAINT FRANCOIS COUNTY



BIRTHS AND DEATHS	2021	2020	2019	SCHOOL REPORTS	2020-21	2019-20	2018-19
Resident Births	677	695	664	Enrollment Grades K-12	10,061	10,285	10,277
Resident Deaths (total)	1,028	973	782	School Discipline Involving Alcohol	0	4	7
COVID-19 Deaths	121	103		School Discipline Involving Drugs	5	12	9
Suicide	10	12	10	School Discipline Involving Tobacco	0	2	2
Homicide	2	8	5	Enrollment Grades 9-12	3,172	3,215	3,198
Alcohol Induced Deaths	16	6	2	Dropouts	52	21	37
Drug Induced Deaths	52	26	25	JUVENILE COURT REFERRALS			
Smoking Attributable Deaths	151	161	164	2021	2020	2019	
HOSPITAL AND EMERGENCY ROOM ¹				Child Abuse	9	1	2
Principal Disorder				Child Neglect	79	25	141
Alcohol Use: ER Treatment, then Discharged	213	165	172	Child Custody Issues	1	0	0
Alcohol Use: ER Treatment, then Admitted	35	20	27	Juvenile Violent Offenses	97	67	200
Alcohol Use: Admitted without ER Services	42	24	45	Juvenile Alcohol Offenses	9	12	5
Drug Use: ER Treatment, then Discharged	230	234	227	Juvenile Drug Offenses	13	8	14
Drug Use: ER Treatment, then Admitted	18	19	26	School Truancy	3	4	17
Drug Use: Admitted without ER Services	70	78	58	Absent from Home	10	19	28
Mental: ER Treatment, then Discharged	1,111	850	1,027	Beyond Parental Control	25	14	16
Mental: ER Treatment, then Admitted	228	222	418	Injurious Behavior	10	30	37
Mental: Admitted without ER Services	667	387	612	JUVENILE COURT PLACEMENTS ³			
Secondary Disorder				2021	2020	2019	
Alcohol Use: ER Treatment, then Discharged	254	235	243	Total Out-of-Home Placements	131	60	152
Alcohol Use: ER Treatment, then Admitted	161	182	206	Parental Alcohol Use Reported	6	1	4
Alcohol Use: Admitted without ER Services	216	183	198	Parental Drug Use Reported	71	19	83
Drug Use: ER Treatment, then Discharged	787	798	575	Parental Alcohol and Drug Use Reported	4	5	4
Drug Use: ER Treatment, then Admitted	324	287	346	CRIMINAL JUSTICE			
Drug Use: Admitted without ER Services	501	371	409	FY 2022	FY 2021	FY 2020	
Mental: ER Treatment, then Discharged	5,589	4,162	7,644	Drug Treatment Court Participants	67	58	47
Mental: ER Treatment, then Admitted	1,631	770	1,851	Probation/Parole Admissions--Drug	221	212	281
Mental: Admitted without ER Services	1,575	888	1,839	Probation/Parole Admissions--DWI	13	18	22
IMPAIRED DRIVING				Prison Admissions--Drug	101	94	115
Alcohol Involved Fatal Crashes	4	1	3	Prison Admissions--DWI	6	4	9
Alcohol Involved Injury Crashes	18	23	14	DEMOGRAPHICS			
Alcohol Involved Property Damage Crashes	40	29	21	2021	2020	2019	
Killed in Alcohol Involved Crashes	4	1	3	Population Estimate	67,541	66,900	67,215
Injured in Alcohol Involved Crashes	24	32	20	Labor Force	26,027	26,414	26,637
Drug Involved Fatal Crashes	0	0	0	Employed	24,772	24,562	25,658
Drug Involved Injury Crashes	11	9	9	Unemployed	1,255	1,852	979
Drug Involved Property Damage Crashes	20	11	11	Unemployment Rate	4.8%	7.0%	3.7%
Killed in Drug Involved Crashes	0	0	0	Poverty Estimate, individuals of all ages	Unavailable	9,762	10,201
Injured in Drug Involved Crashes	19	13	14	Poverty Estimate, children under age 18	Unavailable	2,564	2,702
POLICE REPORTS ²				Median Household Income	Unavailable	\$48,476	\$43,886
DUI Arrests, DWI Tracking System	167	208	159	Footnotes:			
Liquor Law Arrests	3	2	3	¹ Hospital counts for alcohol, drug, and mental disorders are based on ICD-10 diagnosis codes. Beginning with 2020 data, individuals are counted for each hospital encounter they have during the calendar year.			
Drug Arrests	204	237	470	² In 2019 the National Incident Based Reporting System (NIPRS) replaced the Uniform Crime Reporting (UCR) system for Missouri crime and arrest reports. NIPRS data might not be fully comparable to the UCR.			
Violent Offenses	160	132	151	³ DSS Children's Division reports do not encompass all reasons for removal but document adverse conditions present. Multiple conditions and factors are often considered when a child is placed out of the home. Only the parental substance use conditions are included in this profile.			
Domestic Violence Reports	308	283	324				
Property Offenses	1,574	1,444	1,692				

SAINT LOUIS COUNTY



BIRTHS AND DEATHS

	2021	2020	2019
Resident Births	10,494	10,575	11,386
Resident Deaths (total)	11,370	12,502	10,313
COVID-19 Deaths	929	1,365	
Suicide	148	143	142
Homicide	174	189	163
Alcohol Induced Deaths	118	98	69
Drug Induced Deaths	424	407	338
Smoking Attributable Deaths	1,285	1,390	1,388

HOSPITAL AND EMERGENCY ROOM ¹

Principal Disorder

	2020	2019	2018
Alcohol Use: ER Treatment, then Discharged	2,103	1,841	2,219
Alcohol Use: ER Treatment, then Admitted	833	591	926
Alcohol Use: Admitted without ER Services	458	450	499
Drug Use: ER Treatment, then Discharged	2,177	1,833	2,177
Drug Use: ER Treatment, then Admitted	465	420	472
Drug Use: Admitted without ER Services	446	438	618
Mental: ER Treatment, then Discharged	7,517	6,820	8,426
Mental: ER Treatment, then Admitted	6,547	4,473	7,435
Mental: Admitted without ER Services	3,290	2,002	3,520

Secondary Disorder

Alcohol Use: ER Treatment, then Discharged	2,053	2,042	2,204
Alcohol Use: ER Treatment, then Admitted	4,207	3,202	4,609
Alcohol Use: Admitted without ER Services	1,441	1,401	1,480
Drug Use: ER Treatment, then Discharged	4,654	5,007	4,139
Drug Use: ER Treatment, then Admitted	5,578	4,223	6,077
Drug Use: Admitted without ER Services	2,756	2,373	2,693
Mental: ER Treatment, then Discharged	19,350	17,146	27,695
Mental: ER Treatment, then Admitted	22,565	14,460	30,038
Mental: Admitted without ER Services	11,917	8,932	12,897

IMPAIRED DRIVING

	2021	2020	2019
Alcohol Involved Fatal Crashes	0	14	12
Alcohol Involved Injury Crashes	232	216	224
Alcohol Involved Property Damage Crashes	381	343	450
Killed in Alcohol Involved Crashes	21	14	13
Injured in Alcohol Involved Crashes	345	291	339
Drug Involved Fatal Crashes	17	15	11
Drug Involved Injury Crashes	86	95	83
Drug Involved Property Damage Crashes	99	91	92
Killed in Drug Involved Crashes	18	19	12
Injured in Drug Involved Crashes	129	130	143

POLICE REPORTS ²

	2021	2020	2019
DUI Arrests, DWI Tracking System	2,167	1,860	2,496
Liquor Law Arrests	74	134	171
Drug Arrests	4,006	3,903	5,504
Violent Offenses	4,292	4,274	3,607
Domestic Violence Reports	4,666	6,289	4,550
Property Offenses	21,171	22,354	23,686

SCHOOL REPORTS

	2020-21	2019-20	2018-19
Enrollment Grades K-12	132,306	136,429	137,424
School Discipline Involving Alcohol	0	40	26
School Discipline Involving Drugs	54	237	249
School Discipline Involving Tobacco	0	11	12
Enrollment Grades 9-12	42,778	42,968	43,103
Dropouts	511	568	885

JUVENILE COURT REFERRALS

	2021	2020	2019
Child Abuse	376	274	296
Child Neglect	629	575	609
Child Custody Issues	192	163	145
Juvenile Violent Offenses	554	508	858
Juvenile Alcohol Offenses	19	22	29
Juvenile Drug Offenses	142	131	205
School Truancy	113	187	321
Absent from Home	583	721	860
Beyond Parental Control	23	20	103
Injurious Behavior	31	28	54

JUVENILE COURT PLACEMENTS ³

	2021	2020	2019
Total Out-of-Home Placements	425	437	457
Parental Alcohol Use Reported	11	10	16
Parental Drug Use Reported	170	130	119
Parental Alcohol and Drug Use Reported	3	6	0

CRIMINAL JUSTICE

	FY 2022	FY 2021	FY 2020
Drug Treatment Court Participants	358	380	421
Probation/Parole Admissions--Drug	311	327	616
Probation/Parole Admissions--DWI	92	62	113
Prison Admissions--Drug	58	62	91
Prison Admissions--DWI	5	7	12

DEMOGRAPHICS

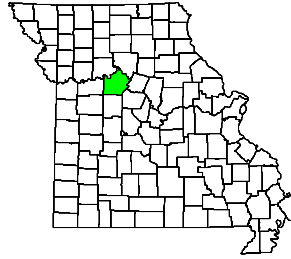
	2021	2020	2019
Population Estimate	997,187	1,002,838	994,205
Labor Force	526,087	524,721	533,085
Employed	502,408	491,901	516,722
Unemployed	23,679	32,820	16,363
Unemployment Rate	4.5%	6.3%	3.1%
Poverty Estimate, individuals of all ages	Unavailable	88,893	90,474
Poverty Estimate, children under age 18	Unavailable	24,856	26,259
Median Household Income	Unavailable	\$68,964	\$70,161

¹ Hospital counts for alcohol, drug, and mental disorders are based on ICD-10 diagnosis codes. Beginning with 2020 data, individuals are counted for each hospital encounter they have during the calendar year.

² In 2019 the National Incident Based Reporting System (NIPRS) replaced the Uniform Crime Reporting (UCR) system for Missouri crime and arrest reports. NIPRS data might not be fully comparable to the UCR.

³ DSS Children's Division reports do not encompass all reasons for removal but document adverse conditions present. Multiple conditions and factors are often considered when a child is placed out of the home. Only the parental substance use conditions are included in this profile.

SALINE COUNTY



BIRTHS AND DEATHS

	2021	2020	2019
Resident Births	240	259	271
Resident Deaths (total)	326	315	251
COVID-19 Deaths	35	42	
Suicide	4	4	1
Homicide	1	0	0
Alcohol Induced Deaths	5	0	3
Drug Induced Deaths	4	4	2
Smoking Attributable Deaths	46	48	40

HOSPITAL AND EMERGENCY ROOM ¹

Principal Disorder

	2020	2019	2018
Alcohol Use: ER Treatment, then Discharged	34	20	38
Alcohol Use: ER Treatment, then Admitted	5	2	1
Alcohol Use: Admitted without ER Services	14	7	23
Drug Use: ER Treatment, then Discharged	56	54	44
Drug Use: ER Treatment, then Admitted	4	2	5
Drug Use: Admitted without ER Services	8	6	8
Mental: ER Treatment, then Discharged	277	216	268
Mental: ER Treatment, then Admitted	18	15	34
Mental: Admitted without ER Services	92	50	104

Secondary Disorder

Alcohol Use: ER Treatment, then Discharged	43	30	24
Alcohol Use: ER Treatment, then Admitted	21	10	27
Alcohol Use: Admitted without ER Services	82	46	73
Drug Use: ER Treatment, then Discharged	79	68	50
Drug Use: ER Treatment, then Admitted	21	14	24
Drug Use: Admitted without ER Services	111	82	79
Mental: ER Treatment, then Discharged	684	532	402
Mental: ER Treatment, then Admitted	120	64	134
Mental: Admitted without ER Services	849	457	1,008

IMPAIRED DRIVING

	2021	2020	2019
Alcohol Involved Fatal Crashes	1	0	0
Alcohol Involved Injury Crashes	7	5	7
Alcohol Involved Property Damage Crashes	6	8	10
Killed in Alcohol Involved Crashes	1	0	0
Injured in Alcohol Involved Crashes	11	5	11
Drug Involved Fatal Crashes	1	0	0
Drug Involved Injury Crashes	0	0	0
Drug Involved Property Damage Crashes	0	0	0
Killed in Drug Involved Crashes	1	0	0
Injured in Drug Involved Crashes	2	0	0

POLICE REPORTS ²

	2021	2020	2019
DUI Arrests, DWI Tracking System	94	77	72
Liquor Law Arrests	4	9	1
Drug Arrests	69	93	69
Violent Offenses	163	103	68
Domestic Violence Reports	172	230	348
Property Offenses	270	287	322

SCHOOL REPORTS

	2020-21	2019-20	2018-19
Enrollment Grades K-12	3,477	3,564	3,491
School Discipline Involving Alcohol	0	0	0
School Discipline Involving Drugs	0	0	0
School Discipline Involving Tobacco	0	0	0
Enrollment Grades 9-12	1,084	1,099	1,081
Dropouts	30	20	32

JUVENILE COURT REFERRALS

	2021	2020	2019
Child Abuse	2	0	5
Child Neglect	2	0	5
Child Custody Issues	23	22	19
Juvenile Violent Offenses	52	21	35
Juvenile Alcohol Offenses	0	1	0
Juvenile Drug Offenses	3	6	8
School Truancy	1	3	4
Absent from Home	3	7	10
Beyond Parental Control	23	36	42
Injurious Behavior	23	8	16

JUVENILE COURT PLACEMENTS ³

	2021	2020	2019
Total Out-of-Home Placements	23	20	19
Parental Alcohol Use Reported	0	0	0
Parental Drug Use Reported	19	13	10
Parental Alcohol and Drug Use Reported	0	0	1

CRIMINAL JUSTICE

	FY 2022	FY 2021	FY 2020
Drug Treatment Court Participants	10	12	16
Probation/Parole Admissions--Drug	89	110	117
Probation/Parole Admissions--DWI	6	2	7
Prison Admissions--Drug	48	46	52
Prison Admissions--DWI	6	1	1

DEMOGRAPHICS

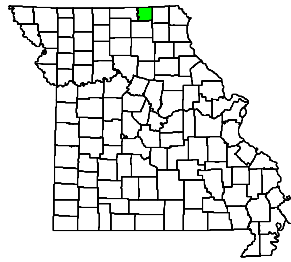
	2021	2020	2019
Population Estimate	23,289	23,319	22,761
Labor Force	10,487	10,597	10,608
Employed	10,119	10,118	10,267
Unemployed	368	479	341
Unemployment Rate	3.5%	4.5%	3.2%
Poverty Estimate, individuals of all ages	Unavailable	2,807	3,357
Poverty Estimate, children under age 18	Unavailable	724	1,036
Median Household Income	Unavailable	\$52,850	\$47,324

¹ Hospital counts for alcohol, drug, and mental disorders are based on ICD-10 diagnosis codes. Beginning with 2020 data, individuals are counted for each hospital encounter they have during the calendar year.

² In 2019 the National Incident Based Reporting System (NIPRS) replaced the Uniform Crime Reporting (UCR) system for Missouri crime and arrest reports. NIPRS data might not be fully comparable to the UCR.

³ DSS Children's Division reports do not encompass all reasons for removal but document adverse conditions present. Multiple conditions and factors are often considered when a child is placed out of the home. Only the parental substance use conditions are included in this profile.

SCHUYLER COUNTY



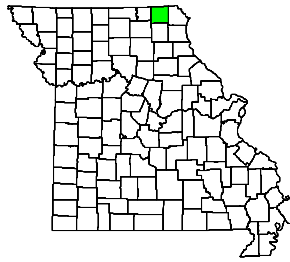
BIRTHS AND DEATHS	2021	2020	2019	SCHOOL REPORTS	2020-21	2019-20	2018-19
Resident Births	59	71	66	Enrollment Grades K-12	547	552	551
Resident Deaths (total)	64	60	50	School Discipline Involving Alcohol	0	0	0
COVID-19 Deaths	23	3		School Discipline Involving Drugs	0	0	1
Suicide	1	1	0	School Discipline Involving Tobacco	0	0	0
Homicide	0	0	1	Enrollment Grades 9-12	152	144	155
Alcohol Induced Deaths	0	0	0	Dropouts	0	0	0
Drug Induced Deaths	0	1	0	JUVENILE COURT REFERRALS			
Smoking Attributable Deaths	7	11	9	2021	2020	2019	
HOSPITAL AND EMERGENCY ROOM ¹				Child Abuse	7	1	0
Principal Disorder	2020	2019	2018	Child Neglect	2	5	16
Alcohol Use: ER Treatment, then Discharged	4	2	4	Child Custody Issues	0	0	0
Alcohol Use: ER Treatment, then Admitted	0	1	0	Juvenile Violent Offenses	3	2	3
Alcohol Use: Admitted without ER Services	0	2	2	Juvenile Alcohol Offenses	0	0	1
Drug Use: ER Treatment, then Discharged	4	4	2	Juvenile Drug Offenses	0	0	0
Drug Use: ER Treatment, then Admitted	1	1	0	School Truancy	6	0	2
Drug Use: Admitted without ER Services	1	1	0	Absent from Home	0	0	0
Mental: ER Treatment, then Discharged	16	15	14	Beyond Parental Control	1	0	0
Mental: ER Treatment, then Admitted	1	3	7	Injurious Behavior	5	20	11
Mental: Admitted without ER Services	13	12	14	JUVENILE COURT PLACEMENTS ³			
Secondary Disorder				2021	2020	2019	
Alcohol Use: ER Treatment, then Discharged	2	5	2	Total Out-of-Home Placements	6	5	10
Alcohol Use: ER Treatment, then Admitted	2	2	2	Parental Alcohol Use Reported	0	0	0
Alcohol Use: Admitted without ER Services	10	5	10	Parental Drug Use Reported	0	5	5
Drug Use: ER Treatment, then Discharged	1	4	4	Parental Alcohol and Drug Use Reported	0	0	0
Drug Use: ER Treatment, then Admitted	3	4	7	CRIMINAL JUSTICE			
Drug Use: Admitted without ER Services	7	5	10	FY 2022	FY 2021	FY 2020	
Mental: ER Treatment, then Discharged	134	88	95	Drug Treatment Court Participants	0	0	0
Mental: ER Treatment, then Admitted	15	12	21	Probation/Parole Admissions--Drug	6	5	5
Mental: Admitted without ER Services	86	61	133	Probation/Parole Admissions--DWI	1	0	2
IMPAIRED DRIVING				2021	2020	2019	
Alcohol Involved Fatal Crashes	0	0	0	Population Estimate	4,025	4,007	4,660
Alcohol Involved Injury Crashes	0	1	0	Labor Force	1,845	1,961	1,948
Alcohol Involved Property Damage Crashes	0	0	1	Employed	1,765	1,849	1,862
Killed in Alcohol Involved Crashes	0	0	0	Unemployed	80	112	86
Injured in Alcohol Involved Crashes	0	1	0	Unemployment Rate	4.3%	5.7%	4.4%
Drug Involved Fatal Crashes	0	0	0	Poverty Estimate, individuals of all ages	Unavailable	675	953
Drug Involved Injury Crashes	0	0	1	Poverty Estimate, children under age 18	Unavailable	287	237
Drug Involved Property Damage Crashes	0	0	0	Median Household Income	Unavailable	\$46,191	\$43,183
Killed in Drug Involved Crashes	0	0	0	DEMOGRAPHICS			
Injured in Drug Involved Crashes	0	0	1	2021	2020	2019	
POLICE REPORTS ²				DUI Arrests, DWI Tracking System	15	11	13
Liquor Law Arrests	0	0	1	Liquor Law Arrests	0	0	1
Drug Arrests	3	1	6	Drug Arrests	3	1	6
Violent Offenses	16	4	4	Violent Offenses	16	4	4
Domestic Violence Reports	23	20	17	Domestic Violence Reports	23	20	17
Property Offenses	53	68	36	Property Offenses	53	68	36

¹ Hospital counts for alcohol, drug, and mental disorders are based on ICD-10 diagnosis codes. Beginning with 2020 data, individuals are counted for each hospital encounter they have during the calendar year.

² In 2019 the National Incident Based Reporting System (NIPRS) replaced the Uniform Crime Reporting (UCR) system for Missouri crime and arrest reports. NIPRS data might not be fully comparable to the UCR.

³ DSS Children's Division reports do not encompass all reasons for removal but document adverse conditions present. Multiple conditions and factors are often considered when a child is placed out of the home. Only the parental substance use conditions are included in this profile.

SCOTLAND COUNTY



BIRTHS AND DEATHS

	2021	2020	2019
Resident Births	87	78	78
Resident Deaths (total)	68	61	47
COVID-19 Deaths	11	4	
Suicide	0	1	0
Homicide	0	0	0
Alcohol Induced Deaths	1	0	0
Drug Induced Deaths	0	1	1
Smoking Attributable Deaths	9	8	6

HOSPITAL AND EMERGENCY ROOM ¹

Principal Disorder

	2020	2019	2018
Alcohol Use: ER Treatment, then Discharged	3	1	0
Alcohol Use: ER Treatment, then Admitted	0	0	0
Alcohol Use: Admitted without ER Services	0	1	0
Drug Use: ER Treatment, then Discharged	3	6	0
Drug Use: ER Treatment, then Admitted	1	0	1
Drug Use: Admitted without ER Services	0	0	0
Mental: ER Treatment, then Discharged	23	24	28
Mental: ER Treatment, then Admitted	4	4	4
Mental: Admitted without ER Services	8	22	18

Secondary Disorder

Alcohol Use: ER Treatment, then Discharged	2	3	4
Alcohol Use: ER Treatment, then Admitted	3	1	1
Alcohol Use: Admitted without ER Services	7	4	6
Drug Use: ER Treatment, then Discharged	6	5	9
Drug Use: ER Treatment, then Admitted	6	3	1
Drug Use: Admitted without ER Services	6	9	13
Mental: ER Treatment, then Discharged	195	61	45
Mental: ER Treatment, then Admitted	12	5	3
Mental: Admitted without ER Services	118	84	81

IMPAIRED DRIVING

	2021	2020	2019
Alcohol Involved Fatal Crashes	0	0	0
Alcohol Involved Injury Crashes	1	0	1
Alcohol Involved Property Damage Crashes	0	0	2
Killed in Alcohol Involved Crashes	0	0	0
Injured in Alcohol Involved Crashes	1	0	2
Drug Involved Fatal Crashes	0	0	0
Drug Involved Injury Crashes	1	0	0
Drug Involved Property Damage Crashes	0	0	0
Killed in Drug Involved Crashes	0	0	0
Injured in Drug Involved Crashes	2	0	0

POLICE REPORTS ²

	2021	2020	2019
DUI Arrests, DWI Tracking System	10	9	18
Liquor Law Arrests	0	0	0
Drug Arrests	0	2	0
Violent Offenses	0	4	8
Domestic Violence Reports	0	11	33
Property Offenses	0	38	43

SCHOOL REPORTS

	2020-21	2019-20	2018-19
Enrollment Grades K-12	502	535	569
School Discipline Involving Alcohol	0	0	0
School Discipline Involving Drugs	0	0	0
School Discipline Involving Tobacco	0	0	0
Enrollment Grades 9-12	159	156	166
Dropouts	0	0	0

JUVENILE COURT REFERRALS

	2021	2020	2019
Child Abuse	3	0	0
Child Neglect	19	9	18
Child Custody Issues	0	0	0
Juvenile Violent Offenses	0	0	1
Juvenile Alcohol Offenses	0	0	0
Juvenile Drug Offenses	1	1	1
School Truancy	7	9	2
Absent from Home	0	0	0
Beyond Parental Control	4	0	3
Injurious Behavior	31	14	21

JUVENILE COURT PLACEMENTS ³

	2021	2020	2019
Total Out-of-Home Placements	19	0	7
Parental Alcohol Use Reported	0	0	0
Parental Drug Use Reported	7	0	5
Parental Alcohol and Drug Use Reported	0	0	0

CRIMINAL JUSTICE

	FY 2022	FY 2021	FY 2020
Drug Treatment Court Participants	0	0	0
Probation/Parole Admissions--Drug	3	4	10
Probation/Parole Admissions--DWI	0	1	2
Prison Admissions--Drug	3	1	7
Prison Admissions--DWI	0	0	0

DEMOGRAPHICS

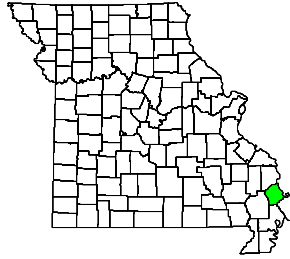
	2021	2020	2019
Population Estimate	4,693	4,698	4,902
Labor Force	2,311	2,393	2,384
Employed	2,250	2,315	2,311
Unemployed	61	78	73
Unemployment Rate	2.6%	3.3%	3.1%
Poverty Estimate, individuals of all ages	Unavailable	683	688
Poverty Estimate, children under age 18	Unavailable	323	329
Median Household Income	Unavailable	\$47,740	\$46,871

¹ Hospital counts for alcohol, drug, and mental disorders are based on ICD-10 diagnosis codes. Beginning with 2020 data, individuals are counted for each hospital encounter they have during the calendar year.

² In 2019 the National Incident Based Reporting System (NIPRS) replaced the Uniform Crime Reporting (UCR) system for Missouri crime and arrest reports. NIPRS data might not be fully comparable to the UCR.

³ DSS Children's Division reports do not encompass all reasons for removal but document adverse conditions present. Multiple conditions and factors are often considered when a child is placed out of the home. Only the parental substance use conditions are included in this profile.

SCOTT COUNTY



BIRTHS AND DEATHS

	2021	2020	2019
Resident Births	466	491	491
Resident Deaths (total)	583	563	460
COVID-19 Deaths	50	60	
Suicide	1	7	8
Homicide	2	2	4
Alcohol Induced Deaths	2	0	2
Drug Induced Deaths	11	6	8
Smoking Attributable Deaths	105	96	89

SCHOOL REPORTS

	2020-21	2019-20	2018-19
Enrollment Grades K-12	6,350	6,505	6,467
School Discipline Involving Alcohol	0	0	3
School Discipline Involving Drugs	5	13	15
School Discipline Involving Tobacco	5	11	13
Enrollment Grades 9-12	2,022	1,940	1,922
Dropouts	6	9	18

HOSPITAL AND EMERGENCY ROOM ¹

Principal Disorder

	2020	2019	2018
Alcohol Use: ER Treatment, then Discharged	98	75	62
Alcohol Use: ER Treatment, then Admitted	3	6	11
Alcohol Use: Admitted without ER Services	23	12	19
Drug Use: ER Treatment, then Discharged	138	150	91
Drug Use: ER Treatment, then Admitted	15	11	8
Drug Use: Admitted without ER Services	33	42	27
Mental: ER Treatment, then Discharged	502	416	441
Mental: ER Treatment, then Admitted	46	28	74
Mental: Admitted without ER Services	438	247	382

Secondary Disorder

Alcohol Use: ER Treatment, then Discharged	89	79	115
Alcohol Use: ER Treatment, then Admitted	35	24	24
Alcohol Use: Admitted without ER Services	165	129	133
Drug Use: ER Treatment, then Discharged	442	381	251
Drug Use: ER Treatment, then Admitted	56	41	72
Drug Use: Admitted without ER Services	378	240	297
Mental: ER Treatment, then Discharged	2,076	1,640	3,098
Mental: ER Treatment, then Admitted	166	108	201
Mental: Admitted without ER Services	1,441	837	1,861

JUVENILE COURT REFERRALS

	2021	2020	2019
Child Abuse	1	2	4
Child Neglect	89	112	84
Child Custody Issues	0	0	0
Juvenile Violent Offenses	61	57	72
Juvenile Alcohol Offenses	1	2	0
Juvenile Drug Offenses	17	13	6
School Truancy	35	33	56
Absent from Home	11	11	7
Beyond Parental Control	25	24	16
Injurious Behavior	41	33	12

JUVENILE COURT PLACEMENTS ³

	2021	2020	2019
Total Out-of-Home Placements	50	54	75
Parental Alcohol Use Reported	1	0	0
Parental Drug Use Reported	29	46	54
Parental Alcohol and Drug Use Reported	0	1	2

CRIMINAL JUSTICE

	FY 2022	FY 2021	FY 2020
Drug Treatment Court Participants	65	77	81
Probation/Parole Admissions--Drug	225	172	228
Probation/Parole Admissions--DWI	7	8	12
Prison Admissions--Drug	110	91	100
Prison Admissions--DWI	7	2	5

IMPAIRED DRIVING

	2021	2020	2019
Alcohol Involved Fatal Crashes	0	2	0
Alcohol Involved Injury Crashes	8	18	8
Alcohol Involved Property Damage Crashes	15	32	10
Killed in Alcohol Involved Crashes	0	2	0
Injured in Alcohol Involved Crashes	9	28	8
Drug Involved Fatal Crashes	1	0	2
Drug Involved Injury Crashes	3	3	4
Drug Involved Property Damage Crashes	7	3	4
Killed in Drug Involved Crashes	2	0	2
Injured in Drug Involved Crashes	9	4	6

DEMOGRAPHICS

	2021	2020	2019
Population Estimate	37,840	38,009	38,280
Labor Force	20,195	19,872	20,000
Employed	19,410	18,814	19,293
Unemployed	785	1,058	707
Unemployment Rate	3.9%	5.3%	3.5%
Poverty Estimate, individuals of all ages	Unavailable	5,488	6,730
Poverty Estimate, children under age 18	Unavailable	2,050	2,500
Median Household Income	Unavailable	\$52,864	\$44,924

POLICE REPORTS ²

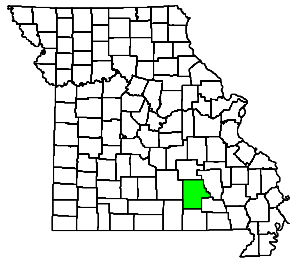
	2021	2020	2019
DUI Arrests, DWI Tracking System	116	119	127
Liquor Law Arrests	3	4	12
Drug Arrests	254	295	377
Violent Offenses	225	163	119
Domestic Violence Reports	317	354	343
Property Offenses	625	722	897

¹ Hospital counts for alcohol, drug, and mental disorders are based on ICD-10 diagnosis codes. Beginning with 2020 data, individuals are counted for each hospital encounter they have during the calendar year.

² In 2019 the National Incident Based Reporting System (NIPRS) replaced the Uniform Crime Reporting (UCR) system for Missouri crime and arrest reports. NIPRS data might not be fully comparable to the UCR.

³ DSS Children's Division reports do not encompass all reasons for removal but document adverse conditions present. Multiple conditions and factors are often considered when a child is placed out of the home. Only the parental substance use conditions are included in this profile.

SHANNON COUNTY



BIRTHS AND DEATHS

	2021	2020	2019
Resident Births	77	82	88
Resident Deaths (total)	120	141	123
COVID-19 Deaths	15	13	
Suicide	3	0	2
Homicide	0	2	0
Alcohol Induced Deaths	0	1	1
Drug Induced Deaths	1	0	1
Smoking Attributable Deaths	21	24	29

HOSPITAL AND EMERGENCY ROOM ¹

Principal Disorder

	2020	2019	2018
Alcohol Use: ER Treatment, then Discharged	19	18	15
Alcohol Use: ER Treatment, then Admitted	0	3	2
Alcohol Use: Admitted without ER Services	10	0	3
Drug Use: ER Treatment, then Discharged	11	5	11
Drug Use: ER Treatment, then Admitted	2	0	5
Drug Use: Admitted without ER Services	8	7	7
Mental: ER Treatment, then Discharged	49	51	43
Mental: ER Treatment, then Admitted	9	3	5
Mental: Admitted without ER Services	68	49	58

Secondary Disorder

Alcohol Use: ER Treatment, then Discharged	23	8	19
Alcohol Use: ER Treatment, then Admitted	11	8	9
Alcohol Use: Admitted without ER Services	41	31	32
Drug Use: ER Treatment, then Discharged	20	19	28
Drug Use: ER Treatment, then Admitted	9	11	6
Drug Use: Admitted without ER Services	59	48	50
Mental: ER Treatment, then Discharged	96	71	115
Mental: ER Treatment, then Admitted	67	46	62
Mental: Admitted without ER Services	184	135	163

IMPAIRED DRIVING

	2021	2020	2019
Alcohol Involved Fatal Crashes	2	0	0
Alcohol Involved Injury Crashes	8	5	5
Alcohol Involved Property Damage Crashes	3	7	4
Killed in Alcohol Involved Crashes	3	0	0
Injured in Alcohol Involved Crashes	12	7	7
Drug Involved Fatal Crashes	0	0	0
Drug Involved Injury Crashes	2	0	1
Drug Involved Property Damage Crashes	1	1	0
Killed in Drug Involved Crashes	0	0	0
Injured in Drug Involved Crashes	2	0	3

POLICE REPORTS ²

	2021	2020	2019
DUI Arrests, DWI Tracking System	62	65	45
Liquor Law Arrests	0	0	2
Drug Arrests	0	18	69
Violent Offenses	5	20	20
Domestic Violence Reports	3	8	5
Property Offenses	14	40	30

SCHOOL REPORTS

	2020-21	2019-20	2018-19
Enrollment Grades K-12	714	707	691
School Discipline Involving Alcohol	0	0	0
School Discipline Involving Drugs	0	0	0
School Discipline Involving Tobacco	0	0	0
Enrollment Grades 9-12	227	214	202
Dropouts	0	0	0

JUVENILE COURT REFERRALS

	2021	2020	2019
Child Abuse	2	0	3
Child Neglect	16	3	3
Child Custody Issues	15	2	21
Juvenile Violent Offenses	2	0	1
Juvenile Alcohol Offenses	0	0	0
Juvenile Drug Offenses	5	0	0
School Truancy	14	8	3
Absent from Home	2	1	0
Beyond Parental Control	1	3	1
Injurious Behavior	0	3	0

JUVENILE COURT PLACEMENTS ³

	2021	2020	2019
Total Out-of-Home Placements	19	5	17
Parental Alcohol Use Reported	1	3	0
Parental Drug Use Reported	4	1	4
Parental Alcohol and Drug Use Reported	0	0	1

CRIMINAL JUSTICE

	FY 2022	FY 2021	FY 2020
Drug Treatment Court Participants	9	8	7
Probation/Parole Admissions--Drug	18	5	13
Probation/Parole Admissions--DWI	0	0	1
Prison Admissions--Drug	2	7	5
Prison Admissions--DWI	0	0	1

DEMOGRAPHICS

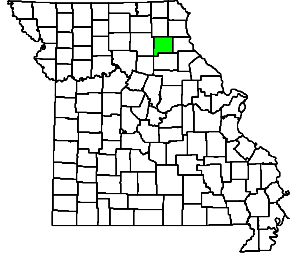
	2021	2020	2019
Population Estimate	7,106	7,041	8,166
Labor Force	3,366	3,343	3,228
Employed	3,177	3,098	3,048
Unemployed	189	245	180
Unemployment Rate	5.6%	7.3%	5.6%
Poverty Estimate, individuals of all ages	Unavailable	1,771	1,827
Poverty Estimate, children under age 18	Unavailable	558	598
Median Household Income	Unavailable	\$37,599	\$36,477

¹ Hospital counts for alcohol, drug, and mental disorders are based on ICD-10 diagnosis codes. Beginning with 2020 data, individuals are counted for each hospital encounter they have during the calendar year.

² In 2019 the National Incident Based Reporting System (NIPRS) replaced the Uniform Crime Reporting (UCR) system for Missouri crime and arrest reports. NIPRS data might not be fully comparable to the UCR.

³ DSS Children's Division reports do not encompass all reasons for removal but document adverse conditions present. Multiple conditions and factors are often considered when a child is placed out of the home. Only the parental substance use conditions are included in this profile.

SHELBY COUNTY



BIRTHS AND DEATHS

	2021	2020	2019
Resident Births	64	61	72
Resident Deaths (total)	87	97	75
COVID-19 Deaths	6	7	
Suicide	2	0	0
Homicide	0	0	0
Alcohol Induced Deaths	0	1	0
Drug Induced Deaths	1	0	0
Smoking Attributable Deaths	14	17	8

HOSPITAL AND EMERGENCY ROOM ¹

Principal Disorder

	2020	2019	2018
Alcohol Use: ER Treatment, then Discharged	3	5	8
Alcohol Use: ER Treatment, then Admitted	2	2	2
Alcohol Use: Admitted without ER Services	0	1	3
Drug Use: ER Treatment, then Discharged	4	3	7
Drug Use: ER Treatment, then Admitted	0	0	0
Drug Use: Admitted without ER Services	0	0	2
Mental: ER Treatment, then Discharged	24	32	24
Mental: ER Treatment, then Admitted	8	15	8
Mental: Admitted without ER Services	12	15	21

Secondary Disorder

Alcohol Use: ER Treatment, then Discharged	3	5	4
Alcohol Use: ER Treatment, then Admitted	5	6	12
Alcohol Use: Admitted without ER Services	4	4	3
Drug Use: ER Treatment, then Discharged	4	7	2
Drug Use: ER Treatment, then Admitted	6	13	10
Drug Use: Admitted without ER Services	7	6	3
Mental: ER Treatment, then Discharged	108	57	71
Mental: ER Treatment, then Admitted	98	93	106
Mental: Admitted without ER Services	82	59	109

IMPAIRED DRIVING

	2021	2020	2019
Alcohol Involved Fatal Crashes	0	0	0
Alcohol Involved Injury Crashes	1	2	2
Alcohol Involved Property Damage Crashes	3	2	0
Killed in Alcohol Involved Crashes	0	0	0
Injured in Alcohol Involved Crashes	1	4	2
Drug Involved Fatal Crashes	0	0	0
Drug Involved Injury Crashes	0	0	0
Drug Involved Property Damage Crashes	0	0	0
Killed in Drug Involved Crashes	0	0	0
Injured in Drug Involved Crashes	0	0	0

POLICE REPORTS ²

	2021	2020	2019
DUI Arrests, DWI Tracking System	20	19	22
Liquor Law Arrests	1	0	0
Drug Arrests	31	47	80
Violent Offenses	8	2	5
Domestic Violence Reports	17	4	6
Property Offenses	26	23	13

SCHOOL REPORTS

	2020-21	2019-20	2018-19
Enrollment Grades K-12	923	970	979
School Discipline Involving Alcohol	0	0	0
School Discipline Involving Drugs	0	0	3
School Discipline Involving Tobacco	0	0	0
Enrollment Grades 9-12	308	308	291
Dropouts	0	0	6

JUVENILE COURT REFERRALS

	2021	2020	2019
Child Abuse	7	6	1
Child Neglect	33	31	29
Child Custody Issues	1	0	0
Juvenile Violent Offenses	2	0	1
Juvenile Alcohol Offenses	0	0	1
Juvenile Drug Offenses	0	0	2
School Truancy	15	7	22
Absent from Home	2	1	0
Beyond Parental Control	14	5	16
Injurious Behavior	28	11	30

JUVENILE COURT PLACEMENTS ³

	2021	2020	2019
Total Out-of-Home Placements	15	15	18
Parental Alcohol Use Reported	1	0	0
Parental Drug Use Reported	6	7	14
Parental Alcohol and Drug Use Reported	1	0	0

CRIMINAL JUSTICE

	FY 2022	FY 2021	FY 2020
Drug Treatment Court Participants	0	0	0
Probation/Parole Admissions--Drug	18	23	30
Probation/Parole Admissions--DWI	1	0	0
Prison Admissions--Drug	9	2	3
Prison Admissions--DWI	0	0	0

DEMOGRAPHICS

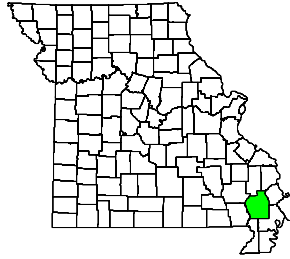
	2021	2020	2019
Population Estimate	5,976	6,101	5,930
Labor Force	2,985	3,047	3,061
Employed	2,886	2,911	2,970
Unemployed	99	136	91
Unemployment Rate	3.3%	4.5%	3.0%
Poverty Estimate, individuals of all ages	Unavailable	834	906
Poverty Estimate, children under age 18	Unavailable	279	282
Median Household Income	Unavailable	\$48,430	\$45,939

¹ Hospital counts for alcohol, drug, and mental disorders are based on ICD-10 diagnosis codes. Beginning with 2020 data, individuals are counted for each hospital encounter they have during the calendar year.

² In 2019 the National Incident Based Reporting System (NIPRS) replaced the Uniform Crime Reporting (UCR) system for Missouri crime and arrest reports. NIPRS data might not be fully comparable to the UCR.

³ DSS Children's Division reports do not encompass all reasons for removal but document adverse conditions present. Multiple conditions and factors are often considered when a child is placed out of the home. Only the parental substance use conditions are included in this profile.

STODDARD COUNTY



BIRTHS AND DEATHS

	2021	2020	2019
Resident Births	327	355	336
Resident Deaths (total)	449	454	385
COVID-19 Deaths	65	49	
Suicide	8	5	5
Homicide	4	1	1
Alcohol Induced Deaths	4	0	1
Drug Induced Deaths	3	4	3
Smoking Attributable Deaths	68	86	72

SCHOOL REPORTS

	2020-21	2019-20	2018-19
Enrollment Grades K-12	4,742	4,860	4,869
School Discipline Involving Alcohol	0	1	2
School Discipline Involving Drugs	0	1	3
School Discipline Involving Tobacco	0	0	4
Enrollment Grades 9-12	1,420	1,411	1,432
Dropouts	0	0	0

HOSPITAL AND EMERGENCY ROOM ¹

Principal Disorder

	2020	2019	2018
Alcohol Use: ER Treatment, then Discharged	77	50	55
Alcohol Use: ER Treatment, then Admitted	11	10	8
Alcohol Use: Admitted without ER Services	17	11	15
Drug Use: ER Treatment, then Discharged	103	71	57
Drug Use: ER Treatment, then Admitted	7	14	24
Drug Use: Admitted without ER Services	21	27	17
Mental: ER Treatment, then Discharged	371	285	283
Mental: ER Treatment, then Admitted	58	44	84
Mental: Admitted without ER Services	330	155	229

Secondary Disorder

Alcohol Use: ER Treatment, then Discharged	59	78	84
Alcohol Use: ER Treatment, then Admitted	71	59	48
Alcohol Use: Admitted without ER Services	95	77	67
Drug Use: ER Treatment, then Discharged	202	163	133
Drug Use: ER Treatment, then Admitted	79	70	73
Drug Use: Admitted without ER Services	189	133	128
Mental: ER Treatment, then Discharged	1,542	1,216	1,819
Mental: ER Treatment, then Admitted	455	262	467
Mental: Admitted without ER Services	624	451	1,008

JUVENILE COURT REFERRALS

	2021	2020	2019
Child Abuse	29	17	23
Child Neglect	261	185	324
Child Custody Issues	108	83	69
Juvenile Violent Offenses	22	20	44
Juvenile Alcohol Offenses	1	0	4
Juvenile Drug Offenses	10	9	9
School Truancy	57	37	51
Absent from Home	1	0	1
Beyond Parental Control	11	11	17
Injurious Behavior	30	23	22

JUVENILE COURT PLACEMENTS ³

	2021	2020	2019
Total Out-of-Home Placements	148	142	179
Parental Alcohol Use Reported	7	4	6
Parental Drug Use Reported	63	86	106
Parental Alcohol and Drug Use Reported	3	6	19

CRIMINAL JUSTICE

	FY 2022	FY 2021	FY 2020
Drug Treatment Court Participants	30	26	12
Probation/Parole Admissions--Drug	150	122	189
Probation/Parole Admissions--DWI	10	10	16
Prison Admissions--Drug	59	53	77
Prison Admissions--DWI	2	6	5

IMPAIRED DRIVING

	2021	2020	2019
Alcohol Involved Fatal Crashes	0	0	0
Alcohol Involved Injury Crashes	11	18	12
Alcohol Involved Property Damage Crashes	14	14	8
Killed in Alcohol Involved Crashes	0	0	0
Injured in Alcohol Involved Crashes	15	35	13
Drug Involved Fatal Crashes	0	0	0
Drug Involved Injury Crashes	3	7	5
Drug Involved Property Damage Crashes	6	4	5
Killed in Drug Involved Crashes	0	0	0
Injured in Drug Involved Crashes	3	11	7

DEMOGRAPHICS

	2021	2020	2019
Population Estimate	28,479	28,652	29,025
Labor Force	13,325	13,238	13,062
Employed	12,730	12,450	12,434
Unemployed	595	788	628
Unemployment Rate	4.5%	6.0%	4.8%
Poverty Estimate, individuals of all ages	Unavailable	4,787	5,249
Poverty Estimate, children under age 18	Unavailable	1,332	1,521
Median Household Income	Unavailable	\$47,372	\$42,363

POLICE REPORTS ²

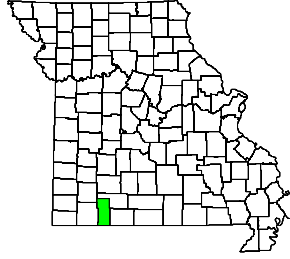
	2021	2020	2019
DUI Arrests, DWI Tracking System	94	101	120
Liquor Law Arrests	2	0	0
Drug Arrests	142	138	107
Violent Offenses	76	72	77
Domestic Violence Reports	136	234	263
Property Offenses	380	512	468

¹ Hospital counts for alcohol, drug, and mental disorders are based on ICD-10 diagnosis codes. Beginning with 2020 data, individuals are counted for each hospital encounter they have during the calendar year.

² In 2019 the National Incident Based Reporting System (NIPRS) replaced the Uniform Crime Reporting (UCR) system for Missouri crime and arrest reports. NIPRS data might not be fully comparable to the UCR.

³ DSS Children's Division reports do not encompass all reasons for removal but document adverse conditions present. Multiple conditions and factors are often considered when a child is placed out of the home. Only the parental substance use conditions are included in this profile.

STONE COUNTY



BIRTHS AND DEATHS

	2021	2020	2019
Resident Births	277	272	254
Resident Deaths (total)	498	454	424
COVID-19 Deaths	66	47	
Suicide	7	6	7
Homicide	2	1	1
Alcohol Induced Deaths	6	6	2
Drug Induced Deaths	6	9	7
Smoking Attributable Deaths	84	70	69

HOSPITAL AND EMERGENCY ROOM ¹

	2020	2019	2018
Principal Disorder			
Alcohol Use: ER Treatment, then Discharged	73	66	87
Alcohol Use: ER Treatment, then Admitted	42	34	51
Alcohol Use: Admitted without ER Services	2	5	4
Drug Use: ER Treatment, then Discharged	70	79	71
Drug Use: ER Treatment, then Admitted	12	10	6
Drug Use: Admitted without ER Services	9	7	8
Mental: ER Treatment, then Discharged	171	195	221
Mental: ER Treatment, then Admitted	111	100	148
Mental: Admitted without ER Services	183	102	81
Secondary Disorder			
Alcohol Use: ER Treatment, then Discharged	64	59	47
Alcohol Use: ER Treatment, then Admitted	127	99	125
Alcohol Use: Admitted without ER Services	43	35	33
Drug Use: ER Treatment, then Discharged	76	82	52
Drug Use: ER Treatment, then Admitted	168	127	163
Drug Use: Admitted without ER Services	86	70	64
Mental: ER Treatment, then Discharged	921	242	233
Mental: ER Treatment, then Admitted	634	465	792
Mental: Admitted without ER Services	310	257	384

IMPAIRED DRIVING

	2021	2020	2019
Alcohol Involved Fatal Crashes	1	0	1
Alcohol Involved Injury Crashes	15	16	17
Alcohol Involved Property Damage Crashes	24	21	26
Killed in Alcohol Involved Crashes	1	0	1
Injured in Alcohol Involved Crashes	21	19	21
Drug Involved Fatal Crashes	0	1	2
Drug Involved Injury Crashes	4	2	5
Drug Involved Property Damage Crashes	8	7	0
Killed in Drug Involved Crashes	0	1	2
Injured in Drug Involved Crashes	4	2	7

POLICE REPORTS ²

	2021	2020	2019
DUI Arrests, DWI Tracking System	109	92	73
Liquor Law Arrests	1	1	3
Drug Arrests	90	137	123
Violent Offenses	79	191	60
Domestic Violence Reports	285	282	265
Property Offenses	483	404	495

SCHOOL REPORTS

	2020-21	2019-20	2018-19
Enrollment Grades K-12	3,315	3,469	3,445
School Discipline Involving Alcohol	0	6	1
School Discipline Involving Drugs	13	11	19
School Discipline Involving Tobacco	0	0	0
Enrollment Grades 9-12	1,132	1,160	1,151
Dropouts	0	0	5

JUVENILE COURT REFERRALS

	2021	2020	2019
Child Abuse	11	4	3
Child Neglect	21	19	7
Child Custody Issues	53	49	30
Juvenile Violent Offenses	40	36	42
Juvenile Alcohol Offenses	0	0	3
Juvenile Drug Offenses	10	2	8
School Truancy	0	0	0
Absent from Home	28	29	8
Beyond Parental Control	9	2	5
Injurious Behavior	33	26	37

JUVENILE COURT PLACEMENTS ³

	2021	2020	2019
Total Out-of-Home Placements	44	48	29
Parental Alcohol Use Reported	3	0	1
Parental Drug Use Reported	33	19	14
Parental Alcohol and Drug Use Reported	2	0	0

CRIMINAL JUSTICE

	FY 2022	FY 2021	FY 2020
Drug Treatment Court Participants	97	99	100
Probation/Parole Admissions--Drug	76	85	101
Probation/Parole Admissions--DWI	4	6	6
Prison Admissions--Drug	26	31	29
Prison Admissions--DWI	4	2	0

DEMOGRAPHICS

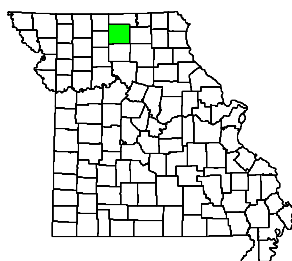
	2021	2020	2019
Population Estimate	31,548	31,175	31,952
Labor Force	13,611	13,120	13,873
Employed	12,719	11,836	13,185
Unemployed	892	1,284	688
Unemployment Rate	6.6%	9.8%	5.0%
Poverty Estimate, individuals of all ages	Unavailable	4,573	4,873
Poverty Estimate, children under age 18	Unavailable	1,196	1,247
Median Household Income	Unavailable	\$51,797	\$50,262

¹ Hospital counts for alcohol, drug, and mental disorders are based on ICD-10 diagnosis codes. Beginning with 2020 data, individuals are counted for each hospital encounter they have during the calendar year.

² In 2019 the National Incident Based Reporting System (NIPRS) replaced the Uniform Crime Reporting (UCR) system for Missouri crime and arrest reports. NIPRS data might not be fully comparable to the UCR.

³ DSS Children's Division reports do not encompass all reasons for removal but document adverse conditions present. Multiple conditions and factors are often considered when a child is placed out of the home. Only the parental substance use conditions are included in this profile.

SULLIVAN COUNTY



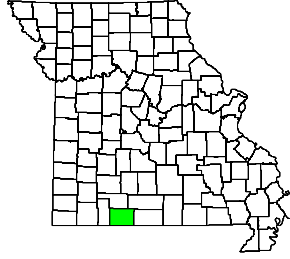
BIRTHS AND DEATHS	2021	2020	2019	SCHOOL REPORTS	2020-21	2019-20	2018-19
Resident Births	56	75	86	Enrollment Grades K-12	959	961	964
Resident Deaths (total)	87	84	68	School Discipline Involving Alcohol	0	0	0
COVID-19 Deaths	11	12		School Discipline Involving Drugs	0	0	0
Suicide	2	0	5	School Discipline Involving Tobacco	0	0	0
Homicide	0	0	0	Enrollment Grades 9-12	300	294	284
Alcohol Induced Deaths	1	1	0	Dropouts	0	0	0
Drug Induced Deaths	2	2	1	JUVENILE COURT REFERRALS			
Smoking Attributable Deaths	14	12	12	2021	2020	2019	
HOSPITAL AND EMERGENCY ROOM ¹				Child Abuse	0	0	0
Principal Disorder	2020	2019	2018	Child Neglect	19	25	22
Alcohol Use: ER Treatment, then Discharged	8	2	9	Child Custody Issues	3	8	12
Alcohol Use: ER Treatment, then Admitted	1	0	0	Juvenile Violent Offenses	1	0	1
Alcohol Use: Admitted without ER Services	4	2	1	Juvenile Alcohol Offenses	0	0	0
Drug Use: ER Treatment, then Discharged	2	8	11	Juvenile Drug Offenses	1	0	0
Drug Use: ER Treatment, then Admitted	0	1	1	School Truancy	15	2	31
Drug Use: Admitted without ER Services	1	0	8	Absent from Home	0	0	0
Mental: ER Treatment, then Discharged	36	37	43	Beyond Parental Control	0	0	0
Mental: ER Treatment, then Admitted	4	17	15	Injurious Behavior	17	15	23
Mental: Admitted without ER Services	16	20	32	JUVENILE COURT PLACEMENTS ³			
Secondary Disorder				2021	2020	2019	
Alcohol Use: ER Treatment, then Discharged	12	14	10	Total Out-of-Home Placements	9	15	15
Alcohol Use: ER Treatment, then Admitted	5	1	11	Parental Alcohol Use Reported	0	0	0
Alcohol Use: Admitted without ER Services	8	8	14	Parental Drug Use Reported	6	7	5
Drug Use: ER Treatment, then Discharged	13	17	10	Parental Alcohol and Drug Use Reported	0	0	0
Drug Use: ER Treatment, then Admitted	6	14	8	CRIMINAL JUSTICE			
Drug Use: Admitted without ER Services	7	18	22	FY 2022	FY 2021	FY 2020	
Mental: ER Treatment, then Discharged	77	68	113	Drug Treatment Court Participants	27	19	18
Mental: ER Treatment, then Admitted	28	13	20	Probation/Parole Admissions--Drug	6	12	11
Mental: Admitted without ER Services	130	84	186	Probation/Parole Admissions--DWI	5	2	5
IMPAIRED DRIVING				2021	2020	2019	
Alcohol Involved Fatal Crashes	1	0	0	Population Estimate	5,934	5,976	6,089
Alcohol Involved Injury Crashes	2	1	1	Labor Force	2,650	2,785	2,684
Alcohol Involved Property Damage Crashes	1	4	2	Employed	2,521	2,664	2,589
Killed in Alcohol Involved Crashes	1	0	0	Unemployed	129	121	95
Injured in Alcohol Involved Crashes	2	1	1	Unemployment Rate	4.9%	4.3%	3.5%
Drug Involved Fatal Crashes	1	0	0	Poverty Estimate, individuals of all ages	Unavailable	927	935
Drug Involved Injury Crashes	0	1	0	Poverty Estimate, children under age 18	Unavailable	257	293
Drug Involved Property Damage Crashes	0	0	0	Median Household Income	Unavailable	\$43,387	\$43,421
Killed in Drug Involved Crashes	1	0	0	DEMOGRAPHICS			
Injured in Drug Involved Crashes	0	1	0	2021	2020	2019	
POLICE REPORTS ²				Population Estimate	5,934	5,976	6,089
DUI Arrests, DWI Tracking System	26	24	22	Labor Force	2,650	2,785	2,684
Liquor Law Arrests	0	0	1	Employed	2,521	2,664	2,589
Drug Arrests	4	2	4	Unemployed	129	121	95
Violent Offenses	5	4	25	Unemployment Rate	4.9%	4.3%	3.5%
Domestic Violence Reports	28	7	41	Poverty Estimate, individuals of all ages	Unavailable	927	935
Property Offenses	32	42	56	Poverty Estimate, children under age 18	Unavailable	257	293
				Median Household Income	Unavailable	\$43,387	\$43,421

¹ Hospital counts for alcohol, drug, and mental disorders are based on ICD-10 diagnosis codes. Beginning with 2020 data, individuals are counted for each hospital encounter they have during the calendar year.

² In 2019 the National Incident Based Reporting System (NIPRS) replaced the Uniform Crime Reporting (UCR) system for Missouri crime and arrest reports. NIPRS data might not be fully comparable to the UCR.

³ DSS Children's Division reports do not encompass all reasons for removal but document adverse conditions present. Multiple conditions and factors are often considered when a child is placed out of the home. Only the parental substance use conditions are included in this profile.

TANEY COUNTY



BIRTHS AND DEATHS

	2021	2020	2019
Resident Births	565	598	626
Resident Deaths (total)	796	718	597
COVID-19 Deaths	104	72	
Suicide	14	9	8
Homicide	3	1	0
Alcohol Induced Deaths	11	5	3
Drug Induced Deaths	28	13	11
Smoking Attributable Deaths	109	107	96

HOSPITAL AND EMERGENCY ROOM ¹

Principal Disorder

	2020	2019	2018
Alcohol Use: ER Treatment, then Discharged	302	231	275
Alcohol Use: ER Treatment, then Admitted	150	72	144
Alcohol Use: Admitted without ER Services	17	24	17
Drug Use: ER Treatment, then Discharged	237	227	293
Drug Use: ER Treatment, then Admitted	34	22	36
Drug Use: Admitted without ER Services	17	38	28
Mental: ER Treatment, then Discharged	560	508	612
Mental: ER Treatment, then Admitted	322	175	296
Mental: Admitted without ER Services	282	153	329

Secondary Disorder

Alcohol Use: ER Treatment, then Discharged	248	146	126
Alcohol Use: ER Treatment, then Admitted	310	203	307
Alcohol Use: Admitted without ER Services	103	91	89
Drug Use: ER Treatment, then Discharged	307	188	164
Drug Use: ER Treatment, then Admitted	488	307	379
Drug Use: Admitted without ER Services	212	169	218
Mental: ER Treatment, then Discharged	2,961	549	432
Mental: ER Treatment, then Admitted	1,177	806	1,385
Mental: Admitted without ER Services	551	502	675

IMPAIRED DRIVING

	2021	2020	2019
Alcohol Involved Fatal Crashes	2	3	0
Alcohol Involved Injury Crashes	36	37	32
Alcohol Involved Property Damage Crashes	55	31	40
Killed in Alcohol Involved Crashes	2	3	0
Injured in Alcohol Involved Crashes	51	57	42
Drug Involved Fatal Crashes	1	0	0
Drug Involved Injury Crashes	19	11	8
Drug Involved Property Damage Crashes	13	12	7
Killed in Drug Involved Crashes	1	0	0
Injured in Drug Involved Crashes	27	12	14

POLICE REPORTS ²

	2021	2020	2019
DUI Arrests, DWI Tracking System	232	166	215
Liquor Law Arrests	4	2	25
Drug Arrests	115	281	357
Violent Offenses	153	193	169
Domestic Violence Reports	467	523	511
Property Offenses	1,075	1,264	1,597

SCHOOL REPORTS

	2020-21	2019-20	2018-19
Enrollment Grades K-12	7,542	7,701	7,774
School Discipline Involving Alcohol	0	5	8
School Discipline Involving Drugs	15	19	35
School Discipline Involving Tobacco	0	2	0
Enrollment Grades 9-12	2,425	2,417	2,420
Dropouts	37	5	13

JUVENILE COURT REFERRALS

	2021	2020	2019
Child Abuse	5	9	2
Child Neglect	188	129	156
Child Custody Issues	39	47	44
Juvenile Violent Offenses	28	35	41
Juvenile Alcohol Offenses	10	0	1
Juvenile Drug Offenses	19	9	21
School Truancy	6	1	11
Absent from Home	24	31	18
Beyond Parental Control	14	11	7
Injurious Behavior	58	63	68

JUVENILE COURT PLACEMENTS ³

	2021	2020	2019
Total Out-of-Home Placements	158	132	150
Parental Alcohol Use Reported	12	14	21
Parental Drug Use Reported	90	80	60
Parental Alcohol and Drug Use Reported	8	5	7

CRIMINAL JUSTICE

	FY 2022	FY 2021	FY 2020
Drug Treatment Court Participants	46	52	54
Probation/Parole Admissions--Drug	128	142	134
Probation/Parole Admissions--DWI	14	19	26
Prison Admissions--Drug	43	44	66
Prison Admissions--DWI	3	7	9

DEMOGRAPHICS

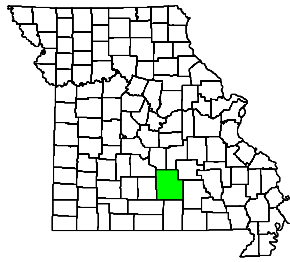
	2021	2020	2019
Population Estimate	56,387	56,020	55,928
Labor Force	26,276	26,259	27,142
Employed	24,306	22,866	25,753
Unemployed	1,970	3,393	1,389
Unemployment Rate	7.5%	12.9%	5.1%
Poverty Estimate, individuals of all ages	Unavailable	8,497	6,818
Poverty Estimate, children under age 18	Unavailable	2,769	2,132
Median Household Income	Unavailable	\$44,670	\$49,314

¹ Hospital counts for alcohol, drug, and mental disorders are based on ICD-10 diagnosis codes. Beginning with 2020 data, individuals are counted for each hospital encounter they have during the calendar year.

² In 2019 the National Incident Based Reporting System (NIPRS) replaced the Uniform Crime Reporting (UCR) system for Missouri crime and arrest reports. NIPRS data might not be fully comparable to the UCR.

³ DSS Children's Division reports do not encompass all reasons for removal but document adverse conditions present. Multiple conditions and factors are often considered when a child is placed out of the home. Only the parental substance use conditions are included in this profile.

TEXAS COUNTY



BIRTHS AND DEATHS

	2021	2020	2019
Resident Births	297	259	277
Resident Deaths (total)	440	394	330
COVID-19 Deaths	47	19	
Suicide	7	5	4
Homicide	1	3	1
Alcohol Induced Deaths	5	3	3
Drug Induced Deaths	12	16	5
Smoking Attributable Deaths	60	65	53

HOSPITAL AND EMERGENCY ROOM ¹

Principal Disorder

	2020	2019	2018
Alcohol Use: ER Treatment, then Discharged	41	44	34
Alcohol Use: ER Treatment, then Admitted	22	15	18
Alcohol Use: Admitted without ER Services	9	8	9
Drug Use: ER Treatment, then Discharged	45	25	32
Drug Use: ER Treatment, then Admitted	4	5	9
Drug Use: Admitted without ER Services	3	11	13
Mental: ER Treatment, then Discharged	162	126	206
Mental: ER Treatment, then Admitted	48	29	40
Mental: Admitted without ER Services	130	79	123

Secondary Disorder

Alcohol Use: ER Treatment, then Discharged	56	46	51
Alcohol Use: ER Treatment, then Admitted	47	33	40
Alcohol Use: Admitted without ER Services	59	35	35
Drug Use: ER Treatment, then Discharged	86	67	87
Drug Use: ER Treatment, then Admitted	76	47	52
Drug Use: Admitted without ER Services	63	71	54
Mental: ER Treatment, then Discharged	245	236	854
Mental: ER Treatment, then Admitted	405	231	576
Mental: Admitted without ER Services	329	250	410

IMPAIRED DRIVING

	2021	2020	2019
Alcohol Involved Fatal Crashes	2	1	1
Alcohol Involved Injury Crashes	7	11	3
Alcohol Involved Property Damage Crashes	11	15	21
Killed in Alcohol Involved Crashes	2	1	1
Injured in Alcohol Involved Crashes	9	13	6
Drug Involved Fatal Crashes	0	2	0
Drug Involved Injury Crashes	1	2	2
Drug Involved Property Damage Crashes	6	3	0
Killed in Drug Involved Crashes	0	2	0
Injured in Drug Involved Crashes	2	2	2

POLICE REPORTS ²

	2021	2020	2019
DUI Arrests, DWI Tracking System	101	103	126
Liquor Law Arrests	14	10	45
Drug Arrests	76	149	170
Violent Offenses	85	48	64
Domestic Violence Reports	229	183	376
Property Offenses	286	277	335

SCHOOL REPORTS

	2020-21	2019-20	2018-19
Enrollment Grades K-12	3,514	3,659	3,713
School Discipline Involving Alcohol	0	2	5
School Discipline Involving Drugs	0	3	9
School Discipline Involving Tobacco	0	0	2
Enrollment Grades 9-12	1,110	1,123	1,142
Dropouts	7	0	9

JUVENILE COURT REFERRALS

	2021	2020	2019
Child Abuse	85	63	70
Child Neglect	167	107	248
Child Custody Issues	1	6	5
Juvenile Violent Offenses	7	6	10
Juvenile Alcohol Offenses	4	9	9
Juvenile Drug Offenses	6	6	4
School Truancy	64	61	19
Absent from Home	9	12	4
Beyond Parental Control	3	3	6
Injurious Behavior	146	89	156

JUVENILE COURT PLACEMENTS ³

	2021	2020	2019
Total Out-of-Home Placements	61	49	36
Parental Alcohol Use Reported	1	1	0
Parental Drug Use Reported	28	28	17
Parental Alcohol and Drug Use Reported	1	0	0

CRIMINAL JUSTICE

	FY 2022	FY 2021	FY 2020
Drug Treatment Court Participants	0	0	0
Probation/Parole Admissions--Drug	97	79	83
Probation/Parole Admissions--DWI	11	7	8
Prison Admissions--Drug	53	40	23
Prison Admissions--DWI	12	5	1

DEMOGRAPHICS

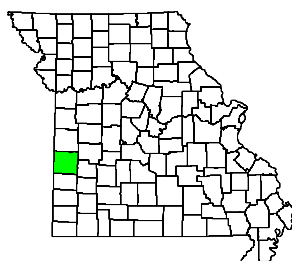
	2021	2020	2019
Population Estimate	24,987	24,413	25,398
Labor Force	9,000	8,953	9,009
Employed	8,590	8,434	8,607
Unemployed	410	519	402
Unemployment Rate	4.6%	5.8%	4.5%
Poverty Estimate, individuals of all ages	Unavailable	4,744	4,923
Poverty Estimate, children under age 18	Unavailable	1,487	1,483
Median Household Income	Unavailable	\$38,985	\$38,914

¹ Hospital counts for alcohol, drug, and mental disorders are based on ICD-10 diagnosis codes. Beginning with 2020 data, individuals are counted for each hospital encounter they have during the calendar year.

² In 2019 the National Incident Based Reporting System (NIPRS) replaced the Uniform Crime Reporting (UCR) system for Missouri crime and arrest reports. NIPRS data might not be fully comparable to the UCR.

³ DSS Children's Division reports do not encompass all reasons for removal but document adverse conditions present. Multiple conditions and factors are often considered when a child is placed out of the home. Only the parental substance use conditions are included in this profile.

VERNON COUNTY



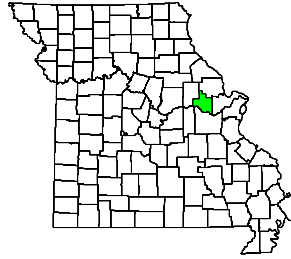
BIRTHS AND DEATHS	2021	2020	2019	SCHOOL REPORTS	2020-21	2019-20	2018-19
Resident Births	253	258	241	Enrollment Grades K-12	2,804	2,859	2,895
Resident Deaths (total)	339	281	243	School Discipline Involving Alcohol	0	2	0
COVID-19 Deaths	44	37		School Discipline Involving Drugs	9	2	9
Suicide	8	3	5	School Discipline Involving Tobacco	0	0	0
Homicide	1	1	0	Enrollment Grades 9-12	934	878	890
Alcohol Induced Deaths	1	1	0	Dropouts	10	10	0
Drug Induced Deaths	3	0	7				
Smoking Attributable Deaths	50	45	45				
				JUVENILE COURT REFERRALS	2021	2020	2019
				Child Abuse	9	8	15
				Child Neglect	101	71	73
				Child Custody Issues	1	2	0
				Juvenile Violent Offenses	66	56	69
				Juvenile Alcohol Offenses	0	16	2
				Juvenile Drug Offenses	15	8	12
				School Truancy	40	34	19
				Absent from Home	32	44	28
				Beyond Parental Control	78	43	51
				Injurious Behavior	22	29	40
				JUVENILE COURT PLACEMENTS ³	2021	2020	2019
				Total Out-of-Home Placements	21	11	17
				Parental Alcohol Use Reported	0	3	1
				Parental Drug Use Reported	10	2	4
				Parental Alcohol and Drug Use Reported	0	1	0
				CRIMINAL JUSTICE	FY 2022	FY 2021	FY 2020
				Drug Treatment Court Participants	43	46	44
				Probation/Parole Admissions--Drug	50	77	64
				Probation/Parole Admissions--DWI	8	4	7
				Prison Admissions--Drug	26	24	35
				Prison Admissions--DWI	3	0	1
				DEMOGRAPHICS	2021	2020	2019
				Population Estimate	19,595	19,642	20,563
				Labor Force	9,422	9,436	9,466
				Employed	9,101	9,025	9,133
				Unemployed	321	411	333
				Unemployment Rate	3.4%	4.4%	3.5%
				Poverty Estimate, individuals of all ages	Unavailable	2,933	3,367
				Poverty Estimate, children under age 18	Unavailable	978	1,228
				Median Household Income	Unavailable	\$45,874	\$46,182
HOSPITAL AND EMERGENCY ROOM ¹	2020	2019	2018				
Principal Disorder							
Alcohol Use: ER Treatment, then Discharged	54	40	28				
Alcohol Use: ER Treatment, then Admitted	9	4	17				
Alcohol Use: Admitted without ER Services	19	12	13				
Drug Use: ER Treatment, then Discharged	34	42	59				
Drug Use: ER Treatment, then Admitted	6	9	11				
Drug Use: Admitted without ER Services	5	10	9				
Mental: ER Treatment, then Discharged	149	140	155				
Mental: ER Treatment, then Admitted	61	81	150				
Mental: Admitted without ER Services	287	155	189				
Secondary Disorder							
Alcohol Use: ER Treatment, then Discharged	125	63	98				
Alcohol Use: ER Treatment, then Admitted	17	24	40				
Alcohol Use: Admitted without ER Services	74	59	60				
Drug Use: ER Treatment, then Discharged	401	138	107				
Drug Use: ER Treatment, then Admitted	39	47	63				
Drug Use: Admitted without ER Services	124	90	93				
Mental: ER Treatment, then Discharged	377	200	263				
Mental: ER Treatment, then Admitted	121	106	206				
Mental: Admitted without ER Services	449	312	501				
IMPAIRED DRIVING	2021	2020	2019				
Alcohol Involved Fatal Crashes	0	0	1				
Alcohol Involved Injury Crashes	6	7	5				
Alcohol Involved Property Damage Crashes	11	12	10				
Killed in Alcohol Involved Crashes	0	0	2				
Injured in Alcohol Involved Crashes	11	7	9				
Drug Involved Fatal Crashes	0	0	0				
Drug Involved Injury Crashes	2	0	1				
Drug Involved Property Damage Crashes	1	3	1				
Killed in Drug Involved Crashes	0	0	0				
Injured in Drug Involved Crashes	2	0	1				
POLICE REPORTS ²	2021	2020	2019				
DUI Arrests, DWI Tracking System	76	88	88				
Liquor Law Arrests	4	2	17				
Drug Arrests	53	20	102				
Violent Offenses	156	190	118				
Domestic Violence Reports	225	180	222				
Property Offenses	571	512	684				

¹ Hospital counts for alcohol, drug, and mental disorders are based on ICD-10 diagnosis codes. Beginning with 2020 data, individuals are counted for each hospital encounter they have during the calendar year.

² In 2019 the National Incident Based Reporting System (NIPRS) replaced the Uniform Crime Reporting (UCR) system for Missouri crime and arrest reports. NIPRS data might not be fully comparable to the UCR.

³ DSS Children's Division reports do not encompass all reasons for removal but document adverse conditions present. Multiple conditions and factors are often considered when a child is placed out of the home. Only the parental substance use conditions are included in this profile.

WARREN COUNTY



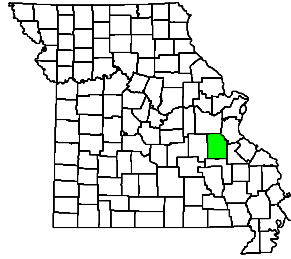
BIRTHS AND DEATHS	2021	2020	2019	SCHOOL REPORTS	2020-21	2019-20	2018-19
Resident Births	433	376	422	Enrollment Grades K-12	4,666	4,672	4,685
Resident Deaths (total)	463	373	296	School Discipline Involving Alcohol	0	2	8
COVID-19 Deaths	65	19		School Discipline Involving Drugs	18	11	32
Suicide	11	7	5	School Discipline Involving Tobacco	0	3	2
Homicide	1	0	2	Enrollment Grades 9-12	1,448	1,417	1,394
Alcohol Induced Deaths	6	1	2	Dropouts	27	18	27
Drug Induced Deaths	20	13	9	JUVENILE COURT REFERRALS			
Smoking Attributable Deaths	59	55	53	2021	2020	2019	
HOSPITAL AND EMERGENCY ROOM ¹				Child Abuse	1	2	1
Principal Disorder	2020	2019	2018	Child Neglect	35	50	29
Alcohol Use: ER Treatment, then Discharged	80	57	63	Child Custody Issues	0	0	0
Alcohol Use: ER Treatment, then Admitted	19	13	25	Juvenile Violent Offenses	19	23	23
Alcohol Use: Admitted without ER Services	19	18	18	Juvenile Alcohol Offenses	1	2	6
Drug Use: ER Treatment, then Discharged	62	56	77	Juvenile Drug Offenses	1	13	12
Drug Use: ER Treatment, then Admitted	12	13	19	School Truancy	7	25	21
Drug Use: Admitted without ER Services	21	15	28	Absent from Home	28	48	31
Mental: ER Treatment, then Discharged	270	306	382	Beyond Parental Control	5	18	7
Mental: ER Treatment, then Admitted	280	180	317	Injurious Behavior	53	91	129
Mental: Admitted without ER Services	192	139	207	JUVENILE COURT PLACEMENTS ³			
Secondary Disorder				2021	2020	2019	
Alcohol Use: ER Treatment, then Discharged	73	74	82	Total Out-of-Home Placements	40	30	41
Alcohol Use: ER Treatment, then Admitted	172	132	194	Parental Alcohol Use Reported	1	0	5
Alcohol Use: Admitted without ER Services	76	68	80	Parental Drug Use Reported	22	15	21
Drug Use: ER Treatment, then Discharged	131	148	127	Parental Alcohol and Drug Use Reported	0	0	2
Drug Use: ER Treatment, then Admitted	190	160	244	CRIMINAL JUSTICE			
Drug Use: Admitted without ER Services	133	146	130	FY 2022	FY 2021	FY 2020	
Mental: ER Treatment, then Discharged	497	447	1,074	Drug Treatment Court Participants	34	28	36
Mental: ER Treatment, then Admitted	744	492	1,014	Probation/Parole Admissions--Drug	150	109	150
Mental: Admitted without ER Services	416	365	572	Probation/Parole Admissions--DWI	13	9	15
IMPAIRED DRIVING				2021	2020	2019	
Alcohol Involved Fatal Crashes	2	0	2	Population Estimate	36,518	35,707	35,649
Alcohol Involved Injury Crashes	12	11	15	Labor Force	18,722	18,207	17,971
Alcohol Involved Property Damage Crashes	22	16	23	Employed	17,946	17,150	17,446
Killed in Alcohol Involved Crashes	2	0	2	Unemployed	776	1,057	525
Injured in Alcohol Involved Crashes	20	11	26	Unemployment Rate	4.1%	5.8%	2.9%
Drug Involved Fatal Crashes	1	0	0	Poverty Estimate, individuals of all ages	Unavailable	3,277	3,521
Drug Involved Injury Crashes	2	3	3	Poverty Estimate, children under age 18	Unavailable	1,026	1,164
Drug Involved Property Damage Crashes	10	5	4	Median Household Income	Unavailable	\$69,678	\$63,726
Killed in Drug Involved Crashes	1	0	0	DEMOCRAPHICS			
Injured in Drug Involved Crashes	5	5	3	2021	2020	2019	
POLICE REPORTS ²				Population Estimate	36,518	35,707	35,649
DUI Arrests, DWI Tracking System	110	55	110	Labor Force	18,722	18,207	17,971
Liquor Law Arrests	6	0	14	Employed	17,946	17,150	17,446
Drug Arrests	146	327	345	Unemployed	776	1,057	525
Violent Offenses	77	95	112	Unemployment Rate	4.1%	5.8%	2.9%
Domestic Violence Reports	237	370	498	Poverty Estimate, individuals of all ages	Unavailable	3,277	3,521
Property Offenses	483	530	533	Poverty Estimate, children under age 18	Unavailable	1,026	1,164
				Median Household Income	Unavailable	\$69,678	\$63,726

¹ Hospital counts for alcohol, drug, and mental disorders are based on ICD-10 diagnosis codes. Beginning with 2020 data, individuals are counted for each hospital encounter they have during the calendar year.

² In 2019 the National Incident Based Reporting System (NIPRS) replaced the Uniform Crime Reporting (UCR) system for Missouri crime and arrest reports. NIPRS data might not be fully comparable to the UCR.

³ DSS Children's Division reports do not encompass all reasons for removal but document adverse conditions present. Multiple conditions and factors are often considered when a child is placed out of the home. Only the parental substance use conditions are included in this profile.

WASHINGTON COUNTY



BIRTHS AND DEATHS

	2021	2020	2019
Resident Births	272	264	276
Resident Deaths (total)	398	372	305
COVID-19 Deaths	54	44	
Suicide	5	8	5
Homicide	2	2	1
Alcohol Induced Deaths	3	2	0
Drug Induced Deaths	18	14	8
Smoking Attributable Deaths	58	58	62

HOSPITAL AND EMERGENCY ROOM ¹

Principal Disorder

	2020	2019	2018
Alcohol Use: ER Treatment, then Discharged	35	28	45
Alcohol Use: ER Treatment, then Admitted	8	11	10
Alcohol Use: Admitted without ER Services	8	4	7
Drug Use: ER Treatment, then Discharged	87	76	103
Drug Use: ER Treatment, then Admitted	9	11	6
Drug Use: Admitted without ER Services	15	20	20
Mental: ER Treatment, then Discharged	325	260	337
Mental: ER Treatment, then Admitted	75	69	106
Mental: Admitted without ER Services	185	129	196

Secondary Disorder

Alcohol Use: ER Treatment, then Discharged	53	57	76
Alcohol Use: ER Treatment, then Admitted	66	52	81
Alcohol Use: Admitted without ER Services	55	55	65
Drug Use: ER Treatment, then Discharged	360	340	264
Drug Use: ER Treatment, then Admitted	97	83	114
Drug Use: Admitted without ER Services	146	100	113
Mental: ER Treatment, then Discharged	680	607	1,331
Mental: ER Treatment, then Admitted	566	363	668
Mental: Admitted without ER Services	543	327	576

IMPAIRED DRIVING

	2021	2020	2019
Alcohol Involved Fatal Crashes	1	3	1
Alcohol Involved Injury Crashes	6	13	8
Alcohol Involved Property Damage Crashes	8	12	6
Killed in Alcohol Involved Crashes	1	3	1
Injured in Alcohol Involved Crashes	7	21	18
Drug Involved Fatal Crashes	0	0	1
Drug Involved Injury Crashes	3	3	1
Drug Involved Property Damage Crashes	1	6	5
Killed in Drug Involved Crashes	0	0	1
Injured in Drug Involved Crashes	7	4	1

POLICE REPORTS ²

	2021	2020	2019
DUI Arrests, DWI Tracking System	71	44	32
Liquor Law Arrests	7	2	0
Drug Arrests	167	102	77
Violent Offenses	82	116	82
Domestic Violence Reports	168	355	170
Property Offenses	396	718	622

SCHOOL REPORTS

	2020-21	2019-20	2018-19
Enrollment Grades K-12	3,364	3,443	3,455
School Discipline Involving Alcohol	0	2	1
School Discipline Involving Drugs	0	3	3
School Discipline Involving Tobacco	0	2	0
Enrollment Grades 9-12	1,058	1,024	1,011
Dropouts	6	0	5

JUVENILE COURT REFERRALS

	2021	2020	2019
Child Abuse	8	12	14
Child Neglect	49	50	48
Child Custody Issues	0	0	0
Juvenile Violent Offenses	15	17	33
Juvenile Alcohol Offenses	0	0	0
Juvenile Drug Offenses	5	1	3
School Truancy	2	12	11
Absent from Home	0	2	2
Beyond Parental Control	12	8	19
Injurious Behavior	6	9	26

JUVENILE COURT PLACEMENTS ³

	2021	2020	2019
Total Out-of-Home Placements	83	45	48
Parental Alcohol Use Reported	6	1	1
Parental Drug Use Reported	47	28	33
Parental Alcohol and Drug Use Reported	1	4	2

CRIMINAL JUSTICE

	FY 2022	FY 2021	FY 2020
Drug Treatment Court Participants	38	32	23
Probation/Parole Admissions--Drug	119	91	95
Probation/Parole Admissions--DWI	2	6	7
Prison Admissions--Drug	66	59	38
Prison Admissions--DWI	1	2	2

DEMOGRAPHICS

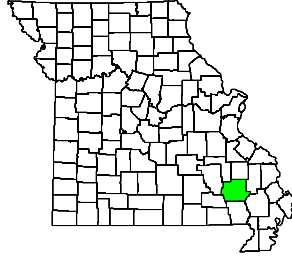
	2021	2020	2019
Population Estimate	23,502	23,499	24,730
Labor Force	10,094	10,143	10,241
Employed	9,578	9,415	9,780
Unemployed	516	728	461
Unemployment Rate	5.1%	7.2%	4.5%
Poverty Estimate, individuals of all ages	Unavailable	4,559	5,269
Poverty Estimate, children under age 18	Unavailable	1,359	1,649
Median Household Income	Unavailable	\$42,683	\$41,198

¹ Hospital counts for alcohol, drug, and mental disorders are based on ICD-10 diagnosis codes. Beginning with 2020 data, individuals are counted for each hospital encounter they have during the calendar year.

² In 2019 the National Incident Based Reporting System (NIPRS) replaced the Uniform Crime Reporting (UCR) system for Missouri crime and arrest reports. NIPRS data might not be fully comparable to the UCR.

³ DSS Children's Division reports do not encompass all reasons for removal but document adverse conditions present. Multiple conditions and factors are often considered when a child is placed out of the home. Only the parental substance use conditions are included in this profile.

WAYNE COUNTY



BIRTHS AND DEATHS

	2021	2020	2019
Resident Births	106	112	142
Resident Deaths (total)	242	223	158
COVID-19 Deaths	17	20	
Suicide	3	1	4
Homicide	0	1	1
Alcohol Induced Deaths	4	2	1
Drug Induced Deaths	3	3	1
Smoking Attributable Deaths	39	47	35

SCHOOL REPORTS

	2020-21	2019-20	2018-19
Enrollment Grades K-12	1,524	1,581	1,669
School Discipline Involving Alcohol	0	1	1
School Discipline Involving Drugs	0	2	5
School Discipline Involving Tobacco	0	0	0
Enrollment Grades 9-12	470	468	501
Dropouts	16	10	0

HOSPITAL AND EMERGENCY ROOM ¹

Principal Disorder

	2020	2019	2018
Alcohol Use: ER Treatment, then Discharged	20	20	20
Alcohol Use: ER Treatment, then Admitted	8	8	6
Alcohol Use: Admitted without ER Services	5	7	4
Drug Use: ER Treatment, then Discharged	35	18	16
Drug Use: ER Treatment, then Admitted	13	11	13
Drug Use: Admitted without ER Services	4	4	5
Mental: ER Treatment, then Discharged	130	96	111
Mental: ER Treatment, then Admitted	61	36	77
Mental: Admitted without ER Services	88	30	64

Secondary Disorder

Alcohol Use: ER Treatment, then Discharged	19	19	17
Alcohol Use: ER Treatment, then Admitted	36	45	43
Alcohol Use: Admitted without ER Services	29	27	20
Drug Use: ER Treatment, then Discharged	66	53	40
Drug Use: ER Treatment, then Admitted	78	57	74
Drug Use: Admitted without ER Services	73	42	52
Mental: ER Treatment, then Discharged	549	416	630
Mental: ER Treatment, then Admitted	286	168	355
Mental: Admitted without ER Services	266	168	353

JUVENILE COURT REFERRALS

	2021	2020	2019
Child Abuse	0	1	0
Child Neglect	16	27	8
Child Custody Issues	0	0	0
Juvenile Violent Offenses	1	2	2
Juvenile Alcohol Offenses	0	0	0
Juvenile Drug Offenses	1	1	0
School Truancy	1	0	0
Absent from Home	0	0	0
Beyond Parental Control	1	4	0
Injurious Behavior	0	0	1

JUVENILE COURT PLACEMENTS ³

	2021	2020	2019
Total Out-of-Home Placements	42	48	36
Parental Alcohol Use Reported	2	0	0
Parental Drug Use Reported	31	28	24
Parental Alcohol and Drug Use Reported	1	1	5

CRIMINAL JUSTICE

	FY 2022	FY 2021	FY 2020
Drug Treatment Court Participants	31	26	35
Probation/Parole Admissions--Drug	81	92	98
Probation/Parole Admissions--DWI	2	4	2
Prison Admissions--Drug	38	26	30
Prison Admissions--DWI	1	1	1

IMPAIRED DRIVING

	2021	2020	2019
Alcohol Involved Fatal Crashes	0	0	0
Alcohol Involved Injury Crashes	5	5	4
Alcohol Involved Property Damage Crashes	8	6	11
Killed in Alcohol Involved Crashes	0	0	0
Injured in Alcohol Involved Crashes	8	6	5
Drug Involved Fatal Crashes	0	0	1
Drug Involved Injury Crashes	1	0	0
Drug Involved Property Damage Crashes	1	0	1
Killed in Drug Involved Crashes	0	0	1
Injured in Drug Involved Crashes	1	0	0

DEMOGRAPHICS

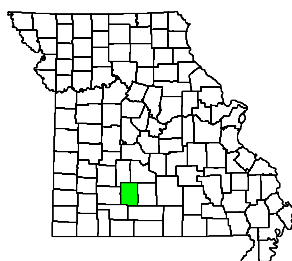
	2021	2020	2019
Population Estimate	10,914	10,913	12,873
Labor Force	4,838	5,085	5,306
Employed	4,595	4,775	5,050
Unemployed	243	310	256
Unemployment Rate	5.0%	6.1%	4.8%
Poverty Estimate, individuals of all ages	Unavailable	2,927	2,620
Poverty Estimate, children under age 18	Unavailable	896	846
Median Household Income	Unavailable	\$43,848	\$35,397

POLICE REPORTS ²

	2021	2020	2019
DUI Arrests, DWI Tracking System	35	29	43
Liquor Law Arrests	0	0	2
Drug Arrests	105	55	65
Violent Offenses	66	20	26
Domestic Violence Reports	71	115	57
Property Offenses	168	181	221

¹	Hospital counts for alcohol, drug, and mental disorders are based on ICD-10 diagnosis codes. Beginning with 2020 data, individuals are counted for each hospital encounter they have during the calendar year.
²	In 2019 the National Incident Based Reporting System (NIPRS) replaced the Uniform Crime Reporting (UCR) system for Missouri crime and arrest reports. NIPRS data might not be fully comparable to the UCR.
³	DSS Children's Division reports do not encompass all reasons for removal but document adverse conditions present. Multiple conditions and factors are often considered when a child is placed out of the home. Only the parental substance use conditions are included in this profile.

WEBSTER COUNTY



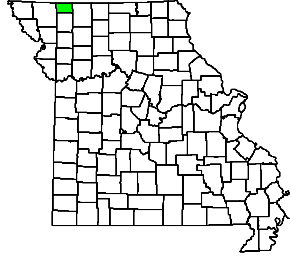
BIRTHS AND DEATHS	2021	2020	2019	SCHOOL REPORTS	2020-21	2019-20	2018-19
Resident Births	604	551	619	Enrollment Grades K-12	4,416	4,440	4,429
Resident Deaths (total)	507	435	366	School Discipline Involving Alcohol	7	8	5
COVID-19 Deaths	63	50		School Discipline Involving Drugs	11	9	11
Suicide	7	11	8	School Discipline Involving Tobacco	0	0	0
Homicide	1	3	1	Enrollment Grades 9-12	1,360	1,315	1,355
Alcohol Induced Deaths	5	5	5	Dropouts	25	16	15
Drug Induced Deaths	9	6	13				
Smoking Attributable Deaths	76	69	59				
				JUVENILE COURT REFERRALS	2021	2020	2019
HOSPITAL AND EMERGENCY ROOM ¹	2020	2019	2018	Child Abuse	12	22	17
Principal Disorder				Child Neglect	84	105	132
Alcohol Use: ER Treatment, then Discharged	71	57	63	Child Custody Issues	2	6	2
Alcohol Use: ER Treatment, then Admitted	51	39	52	Juvenile Violent Offenses	59	64	72
Alcohol Use: Admitted without ER Services	3	4	4	Juvenile Alcohol Offenses	4	9	11
Drug Use: ER Treatment, then Discharged	78	74	63	Juvenile Drug Offenses	23	25	31
Drug Use: ER Treatment, then Admitted	17	12	19	School Truancy	0	0	8
Drug Use: Admitted without ER Services	2	9	9	Absent from Home	2	14	12
Mental: ER Treatment, then Discharged	236	241	246	Beyond Parental Control	2	4	14
Mental: ER Treatment, then Admitted	248	150	211	Injurious Behavior	4	7	13
Mental: Admitted without ER Services	104	64	125				
Secondary Disorder				JUVENILE COURT PLACEMENTS ³	2021	2020	2019
Alcohol Use: ER Treatment, then Discharged	52	33	25	Total Out-of-Home Placements	54	89	48
Alcohol Use: ER Treatment, then Admitted	110	91	109	Parental Alcohol Use Reported	2	13	3
Alcohol Use: Admitted without ER Services	29	26	25	Parental Drug Use Reported	18	29	19
Drug Use: ER Treatment, then Discharged	99	60	73	Parental Alcohol and Drug Use Reported	0	1	0
Drug Use: ER Treatment, then Admitted	234	154	202				
Drug Use: Admitted without ER Services	81	70	71	CRIMINAL JUSTICE	FY 2022	FY 2021	FY 2020
Mental: ER Treatment, then Discharged	822	363	371	Drug Treatment Court Participants	19	24	26
Mental: ER Treatment, then Admitted	840	610	1,095	Probation/Parole Admissions--Drug	105	109	109
Mental: Admitted without ER Services	334	295	406	Probation/Parole Admissions--DWI	8	13	10
				Prison Admissions--Drug	29	37	35
				Prison Admissions--DWI	4	3	3
IMPAIRED DRIVING	2021	2020	2019	DEMOGRAPHICS	2021	2020	2019
Alcohol Involved Fatal Crashes	3	3	0	Population Estimate	39,735	39,168	39,592
Alcohol Involved Injury Crashes	7	17	12	Labor Force	17,409	17,322	17,309
Alcohol Involved Property Damage Crashes	19	19	18	Employed	16,811	16,396	16,692
Killed in Alcohol Involved Crashes	3	4	0	Unemployed	598	926	617
Injured in Alcohol Involved Crashes	8	30	17	Unemployment Rate	3.4%	5.3%	3.6%
Drug Involved Fatal Crashes	2	0	0	Poverty Estimate, individuals of all ages	Unavailable	5,847	6,236
Drug Involved Injury Crashes	5	5	4	Poverty Estimate, children under age 18	Unavailable	2,652	2,820
Drug Involved Property Damage Crashes	6	7	4	Median Household Income	Unavailable	\$55,431	\$54,844
Killed in Drug Involved Crashes	2	0	0				
Injured in Drug Involved Crashes	17	6	8				
POLICE REPORTS ²	2021	2020	2019				
DUI Arrests, DWI Tracking System	91	95	100				
Liquor Law Arrests	6	0	16				
Drug Arrests	102	181	287				
Violent Offenses	123	42	30				
Domestic Violence Reports	185	121	165				
Property Offenses	574	552	524				

¹ Hospital counts for alcohol, drug, and mental disorders are based on ICD-10 diagnosis codes. Beginning with 2020 data, individuals are counted for each hospital encounter they have during the calendar year.

² In 2019 the National Incident Based Reporting System (NIPRS) replaced the Uniform Crime Reporting (UCR) system for Missouri crime and arrest reports. NIPRS data might not be fully comparable to the UCR.

³ DSS Children's Division reports do not encompass all reasons for removal but document adverse conditions present. Multiple conditions and factors are often considered when a child is placed out of the home. Only the parental substance use conditions are included in this profile.

WORTH COUNTY



BIRTHS AND DEATHS

	2021	2020	2019
Resident Births	16	26	21
Resident Deaths (total)	32	29	28
COVID-19 Deaths	2	2	
Suicide	0	0	0
Homicide	0	1	0
Alcohol Induced Deaths	0	1	0
Drug Induced Deaths	0	0	0
Smoking Attributable Deaths	7	1	4

HOSPITAL AND EMERGENCY ROOM ¹

Principal Disorder

	2020	2019	2018
Alcohol Use: ER Treatment, then Discharged	3	4	0
Alcohol Use: ER Treatment, then Admitted	1	0	0
Alcohol Use: Admitted without ER Services	5	0	0
Drug Use: ER Treatment, then Discharged	2	4	1
Drug Use: ER Treatment, then Admitted	1	0	1
Drug Use: Admitted without ER Services	0	1	0
Mental: ER Treatment, then Discharged	8	6	11
Mental: ER Treatment, then Admitted	16	12	18
Mental: Admitted without ER Services	7	3	18

Secondary Disorder

Alcohol Use: ER Treatment, then Discharged	10	7	5
Alcohol Use: ER Treatment, then Admitted	4	2	5
Alcohol Use: Admitted without ER Services	10	5	5
Drug Use: ER Treatment, then Discharged	2	2	9
Drug Use: ER Treatment, then Admitted	6	7	6
Drug Use: Admitted without ER Services	10	4	5
Mental: ER Treatment, then Discharged	47	41	63
Mental: ER Treatment, then Admitted	39	18	40
Mental: Admitted without ER Services	55	26	47

IMPAIRED DRIVING

	2021	2020	2019
Alcohol Involved Fatal Crashes	0	0	0
Alcohol Involved Injury Crashes	1	0	2
Alcohol Involved Property Damage Crashes	1	1	2
Killed in Alcohol Involved Crashes	0	0	0
Injured in Alcohol Involved Crashes	1	0	3
Drug Involved Fatal Crashes	0	0	0
Drug Involved Injury Crashes	0	0	0
Drug Involved Property Damage Crashes	0	1	0
Killed in Drug Involved Crashes	0	0	0
Injured in Drug Involved Crashes	0	0	0

POLICE REPORTS ²

	2021	2020	2019
DUI Arrests, DWI Tracking System	4	3	12
Liquor Law Arrests	0	0	0
Drug Arrests	0	0	8
Violent Offenses	0	4	6
Domestic Violence Reports	0	3	6
Property Offenses	0	13	6

SCHOOL REPORTS

	2020-21	2019-20	2018-19
Enrollment Grades K-12	279	292	301
School Discipline Involving Alcohol	0	0	0
School Discipline Involving Drugs	0	0	3
School Discipline Involving Tobacco	0	0	0
Enrollment Grades 9-12	89	107	108
Dropouts	0	0	0

JUVENILE COURT REFERRALS

	2021	2020	2019
Child Abuse	0	0	0
Child Neglect	9	9	19
Child Custody Issues	0	0	0
Juvenile Violent Offenses	2	0	1
Juvenile Alcohol Offenses	0	0	3
Juvenile Drug Offenses	0	0	0
School Truancy	0	0	3
Absent from Home	0	0	1
Beyond Parental Control	4	2	11
Injurious Behavior	0	0	4

JUVENILE COURT PLACEMENTS ³

	2021	2020	2019
Total Out-of-Home Placements	8	5	3
Parental Alcohol Use Reported	0	0	0
Parental Drug Use Reported	3	4	1
Parental Alcohol and Drug Use Reported	0	0	0

CRIMINAL JUSTICE

	FY 2022	FY 2021	FY 2020
Drug Treatment Court Participants	1	0	0
Probation/Parole Admissions--Drug	3	2	4
Probation/Parole Admissions--DWI	1	0	1
Prison Admissions--Drug	0	1	0
Prison Admissions--DWI	1	0	0

DEMOGRAPHICS

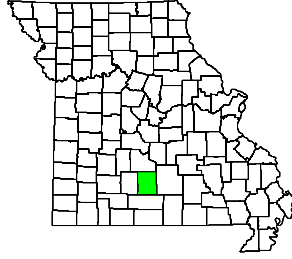
	2021	2020	2019
Population Estimate	1,983	1,962	2,013
Labor Force	1,181	1,180	1,169
Employed	1,151	1,131	1,138
Unemployed	30	49	31
Unemployment Rate	2.5%	4.2%	2.7%
Poverty Estimate, individuals of all ages	Unavailable	262	292
Poverty Estimate, children under age 18	Unavailable	66	82
Median Household Income	Unavailable	\$44,361	\$45,023

¹ Hospital counts for alcohol, drug, and mental disorders are based on ICD-10 diagnosis codes. Beginning with 2020 data, individuals are counted for each hospital encounter they have during the calendar year.

² In 2019 the National Incident Based Reporting System (NIPRS) replaced the Uniform Crime Reporting (UCR) system for Missouri crime and arrest reports. NIPRS data might not be fully comparable to the UCR.

³ DSS Children's Division reports do not encompass all reasons for removal but document adverse conditions present. Multiple conditions and factors are often considered when a child is placed out of the home. Only the parental substance use conditions are included in this profile.

WRIGHT COUNTY



BIRTHS AND DEATHS

	2021	2020	2019
Resident Births	247	222	256
Resident Deaths (total)	292	232	246
COVID-19 Deaths	44	27	
Suicide	4	0	4
Homicide	0	1	0
Alcohol Induced Deaths	2	1	4
Drug Induced Deaths	2	2	4
Smoking Attributable Deaths	45	33	46

HOSPITAL AND EMERGENCY ROOM ¹

Principal Disorder

	2020	2019	2018
Alcohol Use: ER Treatment, then Discharged	45	31	22
Alcohol Use: ER Treatment, then Admitted	18	10	18
Alcohol Use: Admitted without ER Services	6	12	13
Drug Use: ER Treatment, then Discharged	31	29	32
Drug Use: ER Treatment, then Admitted	5	5	9
Drug Use: Admitted without ER Services	11	17	12
Mental: ER Treatment, then Discharged	115	98	103
Mental: ER Treatment, then Admitted	58	48	52
Mental: Admitted without ER Services	148	72	131

Secondary Disorder

Alcohol Use: ER Treatment, then Discharged	37	26	27
Alcohol Use: ER Treatment, then Admitted	43	31	56
Alcohol Use: Admitted without ER Services	32	22	44
Drug Use: ER Treatment, then Discharged	44	39	43
Drug Use: ER Treatment, then Admitted	75	62	66
Drug Use: Admitted without ER Services	59	68	75
Mental: ER Treatment, then Discharged	267	160	367
Mental: ER Treatment, then Admitted	388	293	558
Mental: Admitted without ER Services	230	209	290

IMPAIRED DRIVING

	2021	2020	2019
Alcohol Involved Fatal Crashes	0	1	0
Alcohol Involved Injury Crashes	5	4	3
Alcohol Involved Property Damage Crashes	8	14	1
Killed in Alcohol Involved Crashes	0	1	0
Injured in Alcohol Involved Crashes	6	4	4
Drug Involved Fatal Crashes	0	1	0
Drug Involved Injury Crashes	1	0	1
Drug Involved Property Damage Crashes	5	5	0
Killed in Drug Involved Crashes	0	1	0
Injured in Drug Involved Crashes	1	0	3

POLICE REPORTS ²

	2021	2020	2019
DUI Arrests, DWI Tracking System	87	70	49
Liquor Law Arrests	3	0	4
Drug Arrests	104	312	258
Violent Offenses	46	43	41
Domestic Violence Reports	63	19	7
Property Offenses	185	156	214

SCHOOL REPORTS

	2020-21	2019-20	2018-19
Enrollment Grades K-12	3,103	3,140	3,084
School Discipline Involving Alcohol	0	2	0
School Discipline Involving Drugs	0	6	3
School Discipline Involving Tobacco	0	1	2
Enrollment Grades 9-12	1,046	1,011	984
Dropouts	0	0	5

JUVENILE COURT REFERRALS

	2021	2020	2019
Child Abuse	1	0	0
Child Neglect	53	36	76
Child Custody Issues	5	0	0
Juvenile Violent Offenses	14	5	8
Juvenile Alcohol Offenses	0	1	2
Juvenile Drug Offenses	3	4	3
School Truancy	10	3	8
Absent from Home	3	1	0
Beyond Parental Control	4	0	3
Injurious Behavior	1	2	1

JUVENILE COURT PLACEMENTS ³

	2021	2020	2019
Total Out-of-Home Placements	63	48	75
Parental Alcohol Use Reported	2	1	0
Parental Drug Use Reported	26	14	29
Parental Alcohol and Drug Use Reported	2	2	4

CRIMINAL JUSTICE

	FY 2022	FY 2021	FY 2020
Drug Treatment Court Participants	74	54	62
Probation/Parole Admissions--Drug	145	88	117
Probation/Parole Admissions--DWI	8	8	5
Prison Admissions--Drug	36	37	43
Prison Admissions--DWI	4	0	0

DEMOGRAPHICS

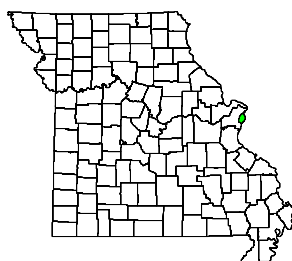
	2021	2020	2019
Population Estimate	18,610	18,180	18,289
Labor Force	7,596	7,369	7,495
Employed	7,290	6,851	7,101
Unemployed	306	518	394
Unemployment Rate	4.0%	7.0%	5.3%
Poverty Estimate, individuals of all ages	Unavailable	3,296	3,534
Poverty Estimate, children under age 18	Unavailable	1,359	1,434
Median Household Income	Unavailable	\$39,521	\$39,384

¹ Hospital counts for alcohol, drug, and mental disorders are based on ICD-10 diagnosis codes. Beginning with 2020 data, individuals are counted for each hospital encounter they have during the calendar year.

² In 2019 the National Incident Based Reporting System (NIPRS) replaced the Uniform Crime Reporting (UCR) system for Missouri crime and arrest reports. NIPRS data might not be fully comparable to the UCR.

³ DSS Children's Division reports do not encompass all reasons for removal but document adverse conditions present. Multiple conditions and factors are often considered when a child is placed out of the home. Only the parental substance use conditions are included in this profile.

SAINT LOUIS CITY



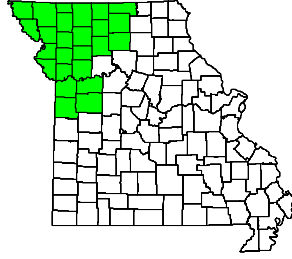
BIRTHS AND DEATHS	2021	2020	2019	SCHOOL REPORTS	2020-21	2019-20	2018-19
Resident Births	3,707	3,792	3,952	Enrollment Grades K-12	30,392	32,382	31,200
Resident Deaths (total)	3,423	3,666	3,022	School Discipline Involving Alcohol	0	1	1
COVID-19 Deaths	267	330		School Discipline Involving Drugs	0	63	76
Suicide	37	37	47	School Discipline Involving Tobacco	0	0	0
Homicide	161	193	129	Enrollment Grades 9-12	8,163	7,474	7,686
Alcohol Induced Deaths	62	71	58	Dropouts	405	425	502
Drug Induced Deaths	288	303	252	JUVENILE COURT REFERRALS	2021	2020	2019
Smoking Attributable Deaths	385	384	381	Child Abuse	41	29	40
				Child Neglect	338	478	568
HOSPITAL AND EMERGENCY ROOM ¹	2020	2019	2018	Child Custody Issues	70	67	77
Principal Disorder				Juvenile Violent Offenses	148	137	231
Alcohol Use: ER Treatment, then Discharged	1,502	1,160	1,459	Juvenile Alcohol Offenses	1	1	2
Alcohol Use: ER Treatment, then Admitted	514	293	460	Juvenile Drug Offenses	30	33	52
Alcohol Use: Admitted without ER Services	173	183	204	School Truancy	22	121	156
Drug Use: ER Treatment, then Discharged	1,728	1,284	1,668	Absent from Home	22	32	23
Drug Use: ER Treatment, then Admitted	454	380	458	Beyond Parental Control	1	5	6
Drug Use: Admitted without ER Services	328	348	461	Injurious Behavior	16	10	13
Mental: ER Treatment, then Discharged	3,111	2,685	4,315	JUVENILE COURT PLACEMENTS ³	2021	2020	2019
Mental: ER Treatment, then Admitted	2,763	1,756	3,279	Total Out-of-Home Placements	276	241	300
Mental: Admitted without ER Services	1,654	1,068	2,190	Parental Alcohol Use Reported	4	9	5
Secondary Disorder				Parental Drug Use Reported	116	91	111
Alcohol Use: ER Treatment, then Discharged	1,439	1,300	1,521	Parental Alcohol and Drug Use Reported	4	3	5
Alcohol Use: ER Treatment, then Admitted	2,358	1,607	2,436	CRIMINAL JUSTICE	FY 2022	FY 2021	FY 2020
Alcohol Use: Admitted without ER Services	669	644	830	Drug Treatment Court Participants	169	279	467
Drug Use: ER Treatment, then Discharged	3,789	3,472	3,746	Probation/Parole Admissions--Drug	234	277	484
Drug Use: ER Treatment, then Admitted	3,819	2,596	4,159	Probation/Parole Admissions--DWI	1	0	1
Drug Use: Admitted without ER Services	1,842	1,552	2,141	Prison Admissions--Drug	75	109	158
Mental: ER Treatment, then Discharged	8,487	6,677	11,814	Prison Admissions--DWI	1	0	0
Mental: ER Treatment, then Admitted	7,620	4,427	8,955	DEMOGRAPHICS	2021	2020	2019
Mental: Admitted without ER Services	3,103	2,432	3,756	Population Estimate	293,310	300,528	300,576
IMPAIRED DRIVING	2021	2020	2019	Labor Force	150,531	152,292	153,066
Alcohol Involved Fatal Crashes	1	2	2	Employed	140,948	139,334	147,111
Alcohol Involved Injury Crashes	36	31	40	Unemployed	9,583	12,958	5,955
Alcohol Involved Property Damage Crashes	26	31	40	Unemployment Rate	6.4%	8.5%	3.9%
Killed in Alcohol Involved Crashes	0	2	2	Poverty Estimate, individuals of all ages	Unavailable	59,993	59,238
Injured in Alcohol Involved Crashes	57	44	74	Poverty Estimate, children under age 18	Unavailable	15,614	15,223
Drug Involved Fatal Crashes	0	0	0	Median Household Income	Unavailable	\$45,773	\$46,309
Drug Involved Injury Crashes	10	16	8	POLICE REPORTS ²	2021	2020	2019
Drug Involved Property Damage Crashes	8	5	7	DUI Arrests, DWI Tracking System	153	195	170
Killed in Drug Involved Crashes	0	0	0	Liquor Law Arrests	285	0	358
Injured in Drug Involved Crashes	17	28	13	Drug Arrests	1,163	828	1,807
				Violent Offenses	4,984	6,018	5,796
				Domestic Violence Reports	1,996	718	2,117
				Property Offenses	17,879	17,619	18,752

¹ Hospital counts for alcohol, drug, and mental disorders are based on ICD-10 diagnosis codes. Beginning with 2020 data, individuals are counted for each hospital encounter they have during the calendar year.

² In 2019 the National Incident Based Reporting System (NIPRS) replaced the Uniform Crime Reporting (UCR) system for Missouri crime and arrest reports. NIPRS data might not be fully comparable to the UCR.

³ DSS Children's Division reports do not encompass all reasons for removal but document adverse conditions present. Multiple conditions and factors are often considered when a child is placed out of the home. Only the parental substance use conditions are included in this profile.

NORTHWEST PLANNING REGION



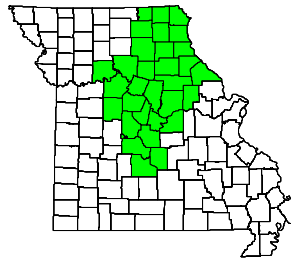
BIRTHS AND DEATHS	2021	2020	2019	SCHOOL REPORTS	2020-21	2019-20	2018-19
Resident Births	17,772	18,250	18,569	Enrollment Grades K-12	228,898	233,404	233,438
Resident Deaths (total)	16,954	16,496	13,992	School Discipline Involving Alcohol	0	72	81
COVID-19 Deaths	1,367	1,367		School Discipline Involving Drugs	186	559	635
Suicide	312	303	322	School Discipline Involving Tobacco	15	38	117
Homicide	224	223	191	Enrollment Grades 9-12	70,644	70,915	70,588
Alcohol Induced Deaths	264	234	179	Dropouts	1,139	908	1,297
Drug Induced Deaths	433	325	267				
Smoking Attributable Deaths	2,177	2,208	2,121				
				JUVENILE COURT REFERRALS	2021	2020	2019
HOSPITAL AND EMERGENCY ROOM ¹	2020	2019	2018	Child Abuse	501	496	726
Principal Disorder				Child Neglect	2,200	2,198	2,304
Alcohol Use: ER Treatment, then Discharged	6,615	4,348	6,198	Child Custody Issues	288	330	461
Alcohol Use: ER Treatment, then Admitted	865	557	994	Juvenile Violent Offenses	1,006	812	1,039
Alcohol Use: Admitted without ER Services	2,017	1,206	1,748	Juvenile Alcohol Offenses	76	27	63
Drug Use: ER Treatment, then Discharged	4,291	3,725	3,475	Juvenile Drug Offenses	236	155	308
Drug Use: ER Treatment, then Admitted	344	293	487	School Truancy	570	405	480
Drug Use: Admitted without ER Services	1,001	832	956	Absent from Home	401	360	438
Mental: ER Treatment, then Discharged	15,416	10,674	12,660	Beyond Parental Control	354	321	380
Mental: ER Treatment, then Admitted	1,839	1,383	2,854	Injurious Behavior	640	565	668
Mental: Admitted without ER Services	13,531	9,347	14,472				
Secondary Disorder				JUVENILE COURT PLACEMENTS ³	2021	2020	2019
Alcohol Use: ER Treatment, then Discharged	5,010	4,485	5,072	Total Out-of-Home Placements	1,214	1,261	1,465
Alcohol Use: ER Treatment, then Admitted	3,187	2,336	4,136	Parental Alcohol Use Reported	55	32	32
Alcohol Use: Admitted without ER Services	6,749	5,171	5,872	Parental Drug Use Reported	573	495	586
Drug Use: ER Treatment, then Discharged	7,766	6,686	7,210	Parental Alcohol and Drug Use Reported	24	27	35
Drug Use: ER Treatment, then Admitted	4,663	3,762	5,527				
Drug Use: Admitted without ER Services	11,166	8,920	9,344	CRIMINAL JUSTICE	FY 2022	FY 2021	FY 2020
Mental: ER Treatment, then Discharged	35,305	29,229	40,890	Drug Treatment Court Participants	2,273	2,324	2,359
Mental: ER Treatment, then Admitted	17,073	10,466	27,351	Probation/Parole Admissions--Drug	1,988	1,982	2,436
Mental: Admitted without ER Services	34,089	24,158	36,231	Probation/Parole Admissions--DWI	252	252	319
				Prison Admissions--Drug	736	708	799
				Prison Admissions--DWI	84	81	86
IMPAIRED DRIVING	2021	2020	2019	DEMOGRAPHICS	2021	2020	2019
Alcohol Involved Fatal Crashes	31	40	22	Population Estimate	1,549,490	1,545,880	1,528,226
Alcohol Involved Injury Crashes	602	598	507	Labor Force	786,333	785,511	791,629
Alcohol Involved Property Damage Crashes	905	844	803	Employed	748,243	736,502	765,222
Killed in Alcohol Involved Crashes	33	44	22	Unemployed	38,090	49,009	26,407
Injured in Alcohol Involved Crashes	831	853	757	Unemployment Rate	4.8%	6.2%	3.3%
Drug Involved Fatal Crashes	13	23	9	Poverty Estimate, individuals of all ages	Unavailable	160,725	177,606
Drug Involved Injury Crashes	187	195	166	Poverty Estimate, children under age 18	Unavailable	47,925	56,606
Drug Involved Property Damage Crashes	183	189	155	Median Household Income	Inapplicable		
Killed in Drug Involved Crashes	13	25	8				
Injured in Drug Involved Crashes	283	302	271				
POLICE REPORTS ²	2021	2020	2019				
DUI Arrests, DWI Tracking System	5,619	4,587	5,299				
Liquor Law Arrests	483	333	701				
Drug Arrests	3,682	4,238	6,174				
Violent Offenses	10,499	11,156	10,254				
Domestic Violence Reports	11,057	23,215	14,697				
Property Offenses	40,634	44,862	44,206				

¹ Hospital counts for alcohol, drug, and mental disorders are based on ICD-10 diagnosis codes. Beginning with 2020 data, individuals are counted for each hospital encounter they have during the calendar year.

² In 2019 the National Incident Based Reporting System (NIPRS) replaced the Uniform Crime Reporting (UCR) system for Missouri crime and arrest reports. NIPRS data might not be fully comparable to the UCR.

³ DSS Children's Division reports do not encompass all reasons for removal but document adverse conditions present. Multiple conditions and factors are often considered when a child is placed out of the home. Only the parental substance use conditions are included in this profile.

CENTRAL PLANNING REGION



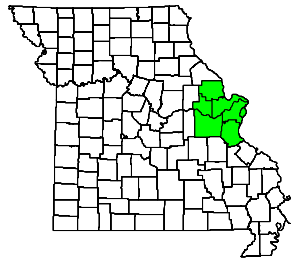
BIRTHS AND DEATHS	2021	2020	2019	SCHOOL REPORTS	2020-21	2019-20	2018-19
Resident Births	9,296	9,164	9,557	Enrollment Grades K-12	116,620	113,140	113,439
Resident Deaths (total)	9,633	9,672	8,148	School Discipline Involving Alcohol	7	38	71
COVID-19 Deaths	932	932		School Discipline Involving Drugs	122	171	220
Suicide	173	152	133	School Discipline Involving Tobacco	0	11	18
Homicide	36	36	39	Enrollment Grades 9-12	34,905	34,677	34,441
Alcohol Induced Deaths	88	79	65	Dropouts	571	320	521
Drug Induced Deaths	199	165	145				
Smoking Attributable Deaths	1,389	1,447	1,337				
				JUVENILE COURT REFERRALS	2021	2020	2019
				Child Abuse	428	488	599
				Child Neglect	1,516	1,355	1,588
				Child Custody Issues	377	354	235
				Juvenile Violent Offenses	642	574	723
				Juvenile Alcohol Offenses	38	49	56
				Juvenile Drug Offenses	207	138	208
				School Truancy	545	420	693
				Absent from Home	232	153	177
				Beyond Parental Control	502	458	517
				Injurious Behavior	1,339	1,093	1,438
				JUVENILE COURT PLACEMENTS ³	2021	2020	2019
				Total Out-of-Home Placements	1,092	935	1,125
				Parental Alcohol Use Reported	71	26	27
				Parental Drug Use Reported	493	425	439
				Parental Alcohol and Drug Use Reported	26	33	17
				CRIMINAL JUSTICE	FY 2022	FY 2021	FY 2020
				Drug Treatment Court Participants	904	911	938
				Probation/Parole Admissions--Drug	2,487	2,117	2,486
				Probation/Parole Admissions--DWI	195	149	204
				Prison Admissions--Drug	993	877	1,007
				Prison Admissions--DWI	42	47	47
				DEMOGRAPHICS	2021	2020	2019
				Population Estimate	827,826	823,491	825,450
				Labor Force	386,845	386,170	390,684
				Employed	372,785	366,341	377,818
				Unemployed	14,060	19,829	12,866
				Unemployment Rate	3.6%	5.1%	3.3%
				Poverty Estimate, individuals of all ages	Unavailable	102,637	113,283
				Poverty Estimate, children under age 18	Unavailable	28,786	30,658
				Median Household Income	Inapplicable		
HOSPITAL AND EMERGENCY ROOM ¹	2020	2019	2018				
Principal Disorder							
Alcohol Use: ER Treatment, then Discharged	1,765	1,402	1,769				
Alcohol Use: ER Treatment, then Admitted	621	333	621				
Alcohol Use: Admitted without ER Services	338	243	368				
Drug Use: ER Treatment, then Discharged	1,371	1,263	1,241				
Drug Use: ER Treatment, then Admitted	322	272	407				
Drug Use: Admitted without ER Services	236	190	293				
Mental: ER Treatment, then Discharged	6,270	5,936	7,300				
Mental: ER Treatment, then Admitted	3,176	2,261	3,522				
Mental: Admitted without ER Services	4,068	2,461	3,699				
Secondary Disorder							
Alcohol Use: ER Treatment, then Discharged	2,715	1,930	1,817				
Alcohol Use: ER Treatment, then Admitted	1,902	1,433	2,063				
Alcohol Use: Admitted without ER Services	1,667	1,241	1,530				
Drug Use: ER Treatment, then Discharged	3,489	2,492	2,572				
Drug Use: ER Treatment, then Admitted	2,689	2,055	2,748				
Drug Use: Admitted without ER Services	2,436	2,052	2,067				
Mental: ER Treatment, then Discharged	27,540	17,993	30,960				
Mental: ER Treatment, then Admitted	11,718	6,996	14,506				
Mental: Admitted without ER Services	13,676	8,789	16,159				
IMPAIRED DRIVING	2021	2020	2019				
Alcohol Involved Fatal Crashes	17	27	19				
Alcohol Involved Injury Crashes	299	294	268				
Alcohol Involved Property Damage Crashes	451	408	453				
Killed in Alcohol Involved Crashes	19	28	24				
Injured in Alcohol Involved Crashes	401	391	357				
Drug Involved Fatal Crashes	14	16	8				
Drug Involved Injury Crashes	61	86	62				
Drug Involved Property Damage Crashes	122	102	74				
Killed in Drug Involved Crashes	15	17	10				
Injured in Drug Involved Crashes	82	124	82				
POLICE REPORTS ²	2021	2020	2019				
DUI Arrests, DWI Tracking System	3,459	2,779	3,113				
Liquor Law Arrests	265	297	745				
Drug Arrests	3,332	3,657	5,564				
Violent Offenses	2,373	2,240	2,318				
Domestic Violence Reports	4,348	7,247	7,178				
Property Offenses	12,469	14,907	16,649				

¹ Hospital counts for alcohol, drug, and mental disorders are based on ICD-10 diagnosis codes. Beginning with 2020 data, individuals are counted for each hospital encounter they have during the calendar year.

² In 2019 the National Incident Based Reporting System (NIPRS) replaced the Uniform Crime Reporting (UCR) system for Missouri crime and arrest reports. NIPRS data might not be fully comparable to the UCR.

³ DSS Children's Division reports do not encompass all reasons for removal but document adverse conditions present. Multiple conditions and factors are often considered when a child is placed out of the home. Only the parental substance use conditions are included in this profile.

EASTERN PLANNING REGION



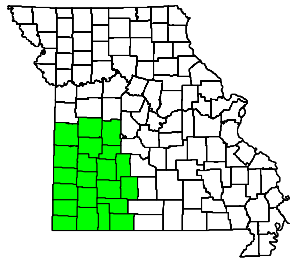
BIRTHS AND DEATHS	2021	2020	2019	SCHOOL REPORTS	2020-21	2019-20	2018-19
Resident Births	23,193	23,045	24,612	Enrollment Grades K-12	281,241	289,357	288,866
Resident Deaths (total)	23,386	24,643	20,600	School Discipline Involving Alcohol	13	86	127
COVID-19 Deaths	2,493	2,493		School Discipline Involving Drugs	243	563	721
Suicide	341	354	336	School Discipline Involving Tobacco	0	17	38
Homicide	361	408	322	Enrollment Grades 9-12	89,207	88,329	88,335
Alcohol Induced Deaths	297	266	193	Dropouts	1,485	1,298	1,800
Drug Induced Deaths	1,045	1,032	874				
Smoking Attributable Deaths	2,833	2,951	2,926				
				JUVENILE COURT REFERRALS	2021	2020	2019
				Child Abuse	554	464	483
				Child Neglect	1,685	1,772	2,019
				Child Custody Issues	368	358	384
				Juvenile Violent Offenses	1,313	1,179	1,816
				Juvenile Alcohol Offenses	76	77	110
				Juvenile Drug Offenses	312	294	525
				School Truancy	590	692	1,094
				Absent from Home	960	1,090	1,322
				Beyond Parental Control	101	115	245
				Injurious Behavior	318	264	457
				JUVENILE COURT PLACEMENTS ³	2021	2020	2019
				Total Out-of-Home Placements	1,304	1,290	1,369
				Parental Alcohol Use Reported	40	36	45
				Parental Drug Use Reported	649	572	572
				Parental Alcohol and Drug Use Reported	19	35	29
				CRIMINAL JUSTICE	FY 2022	FY 2021	FY 2020
				Drug Treatment Court Participants	999	1,183	1,393
				Probation/Parole Admissions--Drug	2,005	1,899	2,542
				Probation/Parole Admissions--DWI	319	271	378
				Prison Admissions--Drug	566	579	718
				Prison Admissions--DWI	59	56	59
				DEMOGRAPHICS	2021	2020	2019
				Population Estimate	2,131,584	2,136,858	2,120,513
				Labor Force	1,122,287	1,117,899	1,131,058
				Employed	1,072,140	1,047,148	1,096,090
				Unemployed	50,147	70,751	34,968
				Unemployment Rate	4.5%	6.3%	3.1%
				Poverty Estimate, individuals of all ages	Unavailable	207,290	205,381
				Poverty Estimate, children under age 18	Unavailable	56,018	57,889
				Median Household Income	Inapplicable		
HOSPITAL AND EMERGENCY ROOM ¹	2020	2019	2018				
Principal Disorder							
Alcohol Use: ER Treatment, then Discharged	5,149	4,327	5,231				
Alcohol Use: ER Treatment, then Admitted	1,891	1,250	1,967				
Alcohol Use: Admitted without ER Services	1,098	1,081	1,240				
Drug Use: ER Treatment, then Discharged	5,427	4,635	5,633				
Drug Use: ER Treatment, then Admitted	1,176	1,056	1,237				
Drug Use: Admitted without ER Services	1,221	1,199	1,602				
Mental: ER Treatment, then Discharged	16,503	15,158	19,489				
Mental: ER Treatment, then Admitted	14,522	9,737	16,721				
Mental: Admitted without ER Services	8,761	5,694	9,638				
Secondary Disorder							
Alcohol Use: ER Treatment, then Discharged	5,254	4,904	5,415				
Alcohol Use: ER Treatment, then Admitted	9,869	7,372	10,447				
Alcohol Use: Admitted without ER Services	3,639	3,508	3,833				
Drug Use: ER Treatment, then Discharged	11,101	11,140	10,389				
Drug Use: ER Treatment, then Admitted	13,360	9,745	14,633				
Drug Use: Admitted without ER Services	7,187	6,274	7,370				
Mental: ER Treatment, then Discharged	42,078	35,827	72,576				
Mental: ER Treatment, then Admitted	46,575	30,334	60,446				
Mental: Admitted without ER Services	24,575	18,906	28,478				
IMPAIRED DRIVING	2021	2020	2019				
Alcohol Involved Fatal Crashes	29	34	39				
Alcohol Involved Injury Crashes	521	488	482				
Alcohol Involved Property Damage Crashes	901	820	938				
Killed in Alcohol Involved Crashes	51	34	40				
Injured in Alcohol Involved Crashes	738	668	740				
Drug Involved Fatal Crashes	34	34	35				
Drug Involved Injury Crashes	172	206	158				
Drug Involved Property Damage Crashes	241	221	206				
Killed in Drug Involved Crashes	35	42	37				
Injured in Drug Involved Crashes	257	308	270				
POLICE REPORTS ²	2021	2020	2019				
DUI Arrests, DWI Tracking System	5,307	4,515	5,538				
Liquor Law Arrests	511	225	761				
Drug Arrests	7,709	7,400	10,843				
Violent Offenses	11,413	12,225	11,128				
Domestic Violence Reports	10,323	12,166	11,821				
Property Offenses	48,754	51,742	53,771				

¹ Hospital counts for alcohol, drug, and mental disorders are based on ICD-10 diagnosis codes. Beginning with 2020 data, individuals are counted for each hospital encounter they have during the calendar year.

² In 2019 the National Incident Based Reporting System (NIPRS) replaced the Uniform Crime Reporting (UCR) system for Missouri crime and arrest reports. NIPRS data might not be fully comparable to the UCR.

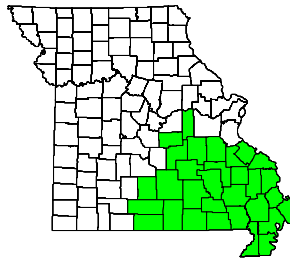
³ DSS Children's Division reports do not encompass all reasons for removal but document adverse conditions present. Multiple conditions and factors are often considered when a child is placed out of the home. Only the parental substance use conditions are included in this profile.

SOUTHWEST PLANNING REGION



BIRTHS AND DEATHS	2021	2020	2019	SCHOOL REPORTS	2020-21	2019-20	2018-19
Resident Births	11,297	11,072	11,544	Enrollment Grades K-12	136,394	140,097	139,955
Resident Deaths (total)	12,971	12,272	10,641	School Discipline Involving Alcohol	26	81	133
COVID-19 Deaths	1,280	1,280		School Discipline Involving Drugs	186	316	419
Suicide	215	185	199	School Discipline Involving Tobacco	0	8	18
Homicide	60	63	27	Enrollment Grades 9-12	42,951	42,737	42,302
Alcohol Induced Deaths	177	140	115	Dropouts	672	413	603
Drug Induced Deaths	302	219	194	JUVENILE COURT REFERRALS			
Smoking Attributable Deaths	1,856	1,830	1,770	2021	2020	2019	
HOSPITAL AND EMERGENCY ROOM ¹				Child Abuse	313	362	438
Principal Disorder				Child Neglect	2,175	1,829	1,838
Alcohol Use: ER Treatment, then Discharged	3,319	2,449	3,307	Child Custody Issues	379	364	287
Alcohol Use: ER Treatment, then Admitted	1,783	995	1,944	Juvenile Violent Offenses	866	676	1,026
Alcohol Use: Admitted without ER Services	406	357	326	Juvenile Alcohol Offenses	45	81	67
Drug Use: ER Treatment, then Discharged	2,873	2,714	3,017	Juvenile Drug Offenses	243	178	303
Drug Use: ER Treatment, then Admitted	738	611	827	School Truancy	192	226	626
Drug Use: Admitted without ER Services	381	403	373	Absent from Home	273	359	363
Mental: ER Treatment, then Discharged	7,060	7,128	7,870	Beyond Parental Control	283	236	311
Mental: ER Treatment, then Admitted	5,781	3,941	6,194	Injurious Behavior	701	691	1,072
Mental: Admitted without ER Services	4,742	3,076	5,286	JUVENILE COURT PLACEMENTS ³			
Secondary Disorder				Total Out-of-Home Placements	1,466	1,484	1,386
Alcohol Use: ER Treatment, then Discharged	2,640	1,910	1,832	Parental Alcohol Use Reported	95	85	58
Alcohol Use: ER Treatment, then Admitted	3,769	2,693	3,605	Parental Drug Use Reported	753	661	644
Alcohol Use: Admitted without ER Services	1,864	1,509	1,567	Parental Alcohol and Drug Use Reported	38	56	34
Drug Use: ER Treatment, then Discharged	4,185	3,205	3,244	CRIMINAL JUSTICE			
Drug Use: ER Treatment, then Admitted	6,313	4,366	5,594	FY 2022	FY 2021	FY 2020	
Drug Use: Admitted without ER Services	3,368	2,809	2,880	Drug Treatment Court Participants	1,289	1,398	1,689
Mental: ER Treatment, then Discharged	30,810	15,541	18,958	Probation/Parole Admissions--Drug	1,713	1,664	1,865
Mental: ER Treatment, then Admitted	18,511	12,659	25,556	Probation/Parole Admissions--DWI	252	267	298
Mental: Admitted without ER Services	13,694	10,166	15,360	Prison Admissions--Drug	583	591	732
IMPAIRED DRIVING				2021	2020	2019	
Alcohol Involved Fatal Crashes	30	31	23	DEMOGRAPHICS			
Alcohol Involved Injury Crashes	348	379	329	Population Estimate	977,925	968,574	965,332
Alcohol Involved Property Damage Crashes	536	519	547	Labor Force	461,719	457,031	461,920
Killed in Alcohol Involved Crashes	34	35	29	Employed	443,466	429,688	446,766
Injured in Alcohol Involved Crashes	496	535	461	Unemployed	18,253	27,343	15,154
Drug Involved Fatal Crashes	19	13	10	Unemployment Rate	4.0%	6.0%	3.3%
Drug Involved Injury Crashes	122	121	92	Poverty Estimate, individuals of all ages	Unavailable	138,421	145,075
Drug Involved Property Damage Crashes	158	170	122	Poverty Estimate, children under age 18	Unavailable	40,165	43,008
Killed in Drug Involved Crashes	22	13	11	Median Household Income	Inapplicable		
Injured in Drug Involved Crashes	199	184	136	Footnotes:			
POLICE REPORTS ²				2021	2020	2019	
DUI Arrests, DWI Tracking System	3,699	3,455	3,706	¹ Hospital counts for alcohol, drug, and mental disorders are based on ICD-10 diagnosis codes. Beginning with 2020 data, individuals are counted for each hospital encounter they have during the calendar year.			
Liquor Law Arrests	356	207	426	² In 2019 the National Incident Based Reporting System (NIPRS) replaced the Uniform Crime Reporting (UCR) system for Missouri crime and arrest reports. NIPRS data might not be fully comparable to the UCR.			
Drug Arrests	2,260	3,436	4,760	³ DSS Children's Division reports do not encompass all reasons for removal but document adverse conditions present. Multiple conditions and factors are often considered when a child is placed out of the home. Only the parental substance use conditions are included in this profile.			
Violent Offenses	5,137	4,741	4,484				
Domestic Violence Reports	7,042	10,101	9,387				
Property Offenses	25,330	27,307	30,665				

SOUTHEAST PLANNING REGION



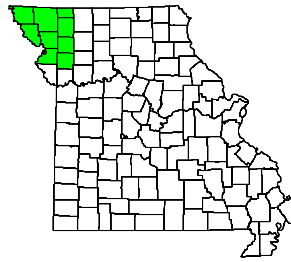
BIRTHS AND DEATHS	2021	2020	2019	SCHOOL REPORTS	2020-21	2019-20	2018-19
Resident Births	7,711	7,746	7,821	Enrollment Grades K-12	101,313	103,457	103,865
Resident Deaths (total)	10,887	10,799	8,774	School Discipline Involving Alcohol	6	63	60
COVID-19 Deaths	1,061	1,061		School Discipline Involving Drugs	78	118	157
Suicide	133	131	140	School Discipline Involving Tobacco	5	25	35
Homicide	35	72	44	Enrollment Grades 9-12	31,612	31,180	31,177
Alcohol Induced Deaths	95	71	54	Dropouts	376	200	304
Drug Induced Deaths	260	213	167				
Smoking Attributable Deaths	1,637	1,687	1,614				
				JUVENILE COURT REFERRALS	2021	2020	2019
				Child Abuse	320	283	365
				Child Neglect	2,394	1,750	2,590
				Child Custody Issues	236	243	248
				Juvenile Violent Offenses	593	425	771
				Juvenile Alcohol Offenses	46	50	50
				Juvenile Drug Offenses	168	111	144
				School Truancy	628	465	836
				Absent from Home	300	209	256
				Beyond Parental Control	309	301	351
				Injurious Behavior	711	594	954
				JUVENILE COURT PLACEMENTS ³	2021	2020	2019
				Total Out-of-Home Placements	1,669	1,341	1,807
				Parental Alcohol Use Reported	65	21	46
				Parental Drug Use Reported	907	746	925
				Parental Alcohol and Drug Use Reported	37	42	59
				CRIMINAL JUSTICE	FY 2022	FY 2021	FY 2020
				Drug Treatment Court Participants	879	781	826
				Probation/Parole Admissions--Drug	2,998	2,422	3,002
				Probation/Parole Admissions--DWI	179	155	217
				Prison Admissions--Drug	1,252	1,011	1,140
				Prison Admissions--DWI	69	49	70
				DEMOGRAPHICS	2021	2020	2019
				Population Estimate	681,362	679,678	697,907
				Labor Force	305,274	306,099	307,917
				Employed	291,737	287,488	295,768
				Unemployed	13,537	18,611	12,149
				Unemployment Rate	4.4%	6.1%	3.9%
				Poverty Estimate, individuals of all ages	Unavailable	116,043	124,896
				Poverty Estimate, children under age 18	Unavailable	35,516	39,664
				Median Household Income	Inapplicable		
HOSPITAL AND EMERGENCY ROOM ¹	2020	2019	2018				
Principal Disorder							
Alcohol Use: ER Treatment, then Discharged	1,593	1,279	1,343				
Alcohol Use: ER Treatment, then Admitted	279	223	365				
Alcohol Use: Admitted without ER Services	409	300	471				
Drug Use: ER Treatment, then Discharged	1,867	1,680	1,647				
Drug Use: ER Treatment, then Admitted	316	294	394				
Drug Use: Admitted without ER Services	501	583	600				
Mental: ER Treatment, then Discharged	7,197	6,164	7,803				
Mental: ER Treatment, then Admitted	2,090	1,641	2,556				
Mental: Admitted without ER Services	6,028	3,477	5,853				
Secondary Disorder							
Alcohol Use: ER Treatment, then Discharged	1,707	1,620	1,895				
Alcohol Use: ER Treatment, then Admitted	1,532	1,256	1,567				
Alcohol Use: Admitted without ER Services	2,234	1,814	2,167				
Drug Use: ER Treatment, then Discharged	4,933	4,408	3,719				
Drug Use: ER Treatment, then Admitted	2,424	1,985	2,357				
Drug Use: Admitted without ER Services	4,158	3,033	3,741				
Mental: ER Treatment, then Discharged	28,007	21,170	40,694				
Mental: ER Treatment, then Admitted	9,984	6,192	13,284				
Mental: Admitted without ER Services	16,257	10,322	20,355				
IMPAIRED DRIVING	2021	2020	2019				
Alcohol Involved Fatal Crashes	25	23	20				
Alcohol Involved Injury Crashes	266	263	215				
Alcohol Involved Property Damage Crashes	406	402	302				
Killed in Alcohol Involved Crashes	26	24	19				
Injured in Alcohol Involved Crashes	365	370	301				
Drug Involved Fatal Crashes	8	12	13				
Drug Involved Injury Crashes	80	65	65				
Drug Involved Property Damage Crashes	125	94	76				
Killed in Drug Involved Crashes	9	13	13				
Injured in Drug Involved Crashes	120	95	97				
POLICE REPORTS ²	2021	2020	2019				
DUI Arrests, DWI Tracking System	2,475	2,278	2,380				
Liquor Law Arrests	86	68	205				
Drug Arrests	2,827	3,336	4,002				
Violent Offenses	2,679	2,426	2,375				
Domestic Violence Reports	4,387	5,100	4,892				
Property Offenses	12,230	13,680	15,144				

¹ Hospital counts for alcohol, drug, and mental disorders are based on ICD-10 diagnosis codes. Beginning with 2020 data, individuals are counted for each hospital encounter they have during the calendar year.

² In 2019 the National Incident Based Reporting System (NIPRS) replaced the Uniform Crime Reporting (UCR) system for Missouri crime and arrest reports. NIPRS data might not be fully comparable to the UCR.

³ DSS Children's Division reports do not encompass all reasons for removal but document adverse conditions present. Multiple conditions and factors are often considered when a child is placed out of the home. Only the parental substance use conditions are included in this profile.

SUBSTANCE USE SERVICE AREA 1



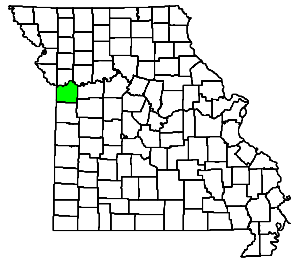
BIRTHS AND DEATHS	2021	2020	2019	SCHOOL REPORTS	2020-21	2019-20	2018-19
Resident Births	1,888	1,991	1,994	Enrollment Grades K-12	24,271	24,775	25,050
Resident Deaths (total)	2,170	2,325	1,868	School Discipline Involving Alcohol	0	8	17
COVID-19 Deaths	252	252		School Discipline Involving Drugs	34	51	64
Suicide	29	41	24	School Discipline Involving Tobacco	0	1	1
Homicide	11	11	6	Enrollment Grades 9-12	7,513	8,952	9,015
Alcohol Induced Deaths	33	16	20	Dropouts	266	96	172
Drug Induced Deaths	44	38	20				
Smoking Attributable Deaths	360	327	321				
				JUVENILE COURT REFERRALS	2021	2020	2019
				Child Abuse	129	111	126
				Child Neglect	311	381	349
				Child Custody Issues	5	0	0
				Juvenile Violent Offenses	124	113	140
				Juvenile Alcohol Offenses	27	5	20
				Juvenile Drug Offenses	22	11	41
				School Truancy	288	194	103
				Absent from Home	160	179	232
				Beyond Parental Control	182	168	236
				Injurious Behavior	208	94	162
				JUVENILE COURT PLACEMENTS ³	2021	2020	2019
				Total Out-of-Home Placements	165	164	181
				Parental Alcohol Use Reported	7	4	0
				Parental Drug Use Reported	68	68	92
				Parental Alcohol and Drug Use Reported	3	3	2
				CRIMINAL JUSTICE	FY 2022	FY 2021	FY 2020
				Drug Treatment Court Participants	279	291	305
				Probation/Parole Admissions--Drug	458	414	543
				Probation/Parole Admissions--DWI	51	43	54
				Prison Admissions--Drug	194	201	228
				Prison Admissions--DWI	16	19	18
				DEMOGRAPHICS	2021	2020	2019
				Population Estimate	173,016	173,703	178,232
				Labor Force	88,252	89,560	90,791
				Employed	85,003	85,320	88,055
				Unemployed	3,249	4,240	2,736
				Unemployment Rate	3.7%	4.7%	3.0%
				Poverty Estimate, individuals of all ages	Unavailable	20,408	23,440
				Poverty Estimate, children under age 18	Unavailable	5,572	6,283
				Median Household Income	Inapplicable		
HOSPITAL AND EMERGENCY ROOM ¹	2020	2019	2018				
Principal Disorder							
Alcohol Use: ER Treatment, then Discharged	488	300	399				
Alcohol Use: ER Treatment, then Admitted	145	96	130				
Alcohol Use: Admitted without ER Services	71	29	38				
Drug Use: ER Treatment, then Discharged	283	260	242				
Drug Use: ER Treatment, then Admitted	189	124	205				
Drug Use: Admitted without ER Services	34	29	28				
Mental: ER Treatment, then Discharged	1,310	1,155	1,376				
Mental: ER Treatment, then Admitted	1,307	898	1,600				
Mental: Admitted without ER Services	730	539	929				
Secondary Disorder							
Alcohol Use: ER Treatment, then Discharged	646	464	529				
Alcohol Use: ER Treatment, then Admitted	935	537	874				
Alcohol Use: Admitted without ER Services	258	219	287				
Drug Use: ER Treatment, then Discharged	1,263	1,281	1,537				
Drug Use: ER Treatment, then Admitted	1,430	833	1,372				
Drug Use: Admitted without ER Services	437	417	373				
Mental: ER Treatment, then Discharged	9,631	6,357	10,535				
Mental: ER Treatment, then Admitted	4,178	2,263	5,263				
Mental: Admitted without ER Services	2,233	1,557	2,655				
IMPAIRED DRIVING	2021	2020	2019				
Alcohol Involved Fatal Crashes	8	4	5				
Alcohol Involved Injury Crashes	76	81	54				
Alcohol Involved Property Damage Crashes	115	94	99				
Killed in Alcohol Involved Crashes	8	5	5				
Injured in Alcohol Involved Crashes	104	121	78				
Drug Involved Fatal Crashes	4	1	1				
Drug Involved Injury Crashes	27	31	27				
Drug Involved Property Damage Crashes	33	22	20				
Killed in Drug Involved Crashes	4	1	1				
Injured in Drug Involved Crashes	48	41	45				
POLICE REPORTS ²	2021	2020	2019				
DUI Arrests, DWI Tracking System	791	743	665				
Liquor Law Arrests	170	113	217				
Drug Arrests	542	540	717				
Violent Offenses	639	561	578				
Domestic Violence Reports	1,359	2,866	1,676				
Property Offenses	4,109	4,875	5,371				

¹ Hospital counts for alcohol, drug, and mental disorders are based on ICD-10 diagnosis codes. Beginning with 2020 data, individuals are counted for each hospital encounter they have during the calendar year.

² In 2019 the National Incident Based Reporting System (NIPRS) replaced the Uniform Crime Reporting (UCR) system for Missouri crime and arrest reports. NIPRS data might not be fully comparable to the UCR.

³ DSS Children's Division reports do not encompass all reasons for removal but document adverse conditions present. Multiple conditions and factors are often considered when a child is placed out of the home. Only the parental substance use conditions are included in this profile.

SUBSTANCE USE SERVICE AREAS 2-5



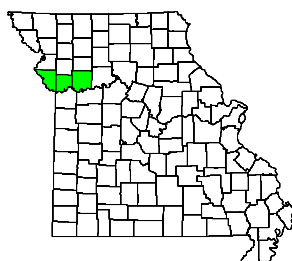
BIRTHS AND DEATHS	2021	2020	2019	SCHOOL REPORTS	2020-21	2019-20	2018-19
Resident Births	8,348	8,789	8,850	Enrollment Grades K-12	102,728	105,355	105,538
Resident Deaths (total)	7,850	7,537	6,467	School Discipline Involving Alcohol	0	36	36
COVID-19 Deaths	514	514		School Discipline Involving Drugs	59	255	246
Suicide	161	137	141	School Discipline Involving Tobacco	15	18	79
Homicide	186	178	160	Enrollment Grades 9-12	30,519	30,105	29,921
Alcohol Induced Deaths	143	149	94	Dropouts	579	594	873
Drug Induced Deaths	253	181	153				
Smoking Attributable Deaths	947	967	920				
				JUVENILE COURT REFERRALS	2021	2020	2019
				Child Abuse	257	285	509
				Child Neglect	827	874	924
				Child Custody Issues	191	259	401
				Juvenile Violent Offenses	377	305	399
				Juvenile Alcohol Offenses	2	1	4
				Juvenile Drug Offenses	63	28	67
				School Truancy	10	0	2
				Absent from Home	39	31	33
				Beyond Parental Control	2	4	2
				Injurious Behavior	26	14	23
				JUVENILE COURT PLACEMENTS ³	2021	2020	2019
				Total Out-of-Home Placements	681	750	877
				Parental Alcohol Use Reported	20	17	18
				Parental Drug Use Reported	340	321	320
				Parental Alcohol and Drug Use Reported	10	16	24
				CRIMINAL JUSTICE	FY 2022	FY 2021	FY 2020
				Drug Treatment Court Participants	1,534	1,615	1,629
				Probation/Parole Admissions--Drug	248	358	529
				Probation/Parole Admissions--DWI	56	73	106
				Prison Admissions--Drug	46	41	59
				Prison Admissions--DWI	16	17	16
				DEMOGRAPHICS	2021	2020	2019
				Population Estimate	716,862	717,243	703,011
				Labor Force	359,763	360,213	363,539
				Employed	340,103	334,471	350,008
				Unemployed	19,660	25,742	13,531
				Unemployment Rate	5.5%	7.1%	3.7%
				Poverty Estimate, individuals of all ages	Unavailable	86,479	94,823
				Poverty Estimate, children under age 18	Unavailable	26,612	31,367
				Median Household Income	Inapplicable		
HOSPITAL AND EMERGENCY ROOM ¹	2020	2019	2018				
Principal Disorder							
Alcohol Use: ER Treatment, then Discharged	4,501	2,848	4,210				
Alcohol Use: ER Treatment, then Admitted	494	320	560				
Alcohol Use: Admitted without ER Services	1,252	730	1,248				
Drug Use: ER Treatment, then Discharged	3,100	2,603	2,362				
Drug Use: ER Treatment, then Admitted	99	106	191				
Drug Use: Admitted without ER Services	741	579	703				
Mental: ER Treatment, then Discharged	8,320	5,396	6,419				
Mental: ER Treatment, then Admitted	267	240	709				
Mental: Admitted without ER Services	7,685	5,101	7,931				
Secondary Disorder							
Alcohol Use: ER Treatment, then Discharged	2,833	2,717	3,070				
Alcohol Use: ER Treatment, then Admitted	1,632	1,322	2,247				
Alcohol Use: Admitted without ER Services	3,926	2,959	3,548				
Drug Use: ER Treatment, then Discharged	4,379	3,495	3,665				
Drug Use: ER Treatment, then Admitted	2,552	2,260	2,880				
Drug Use: Admitted without ER Services	7,007	5,372	6,128				
Mental: ER Treatment, then Discharged	15,800	13,896	18,534				
Mental: ER Treatment, then Admitted	8,754	5,600	13,604				
Mental: Admitted without ER Services	16,386	11,326	17,882				
IMPAIRED DRIVING	2021	2020	2019				
Alcohol Involved Fatal Crashes	10	26	7				
Alcohol Involved Injury Crashes	337	304	288				
Alcohol Involved Property Damage Crashes	456	440	401				
Killed in Alcohol Involved Crashes	11	29	7				
Injured in Alcohol Involved Crashes	480	468	444				
Drug Involved Fatal Crashes	3	12	1				
Drug Involved Injury Crashes	117	109	97				
Drug Involved Property Damage Crashes	97	102	67				
Killed in Drug Involved Crashes	3	14	1				
Injured in Drug Involved Crashes	171	180	172				
POLICE REPORTS ²	2021	2020	2019				
DUI Arrests, DWI Tracking System	2,330	1,787	2,375				
Liquor Law Arrests	126	116	222				
Drug Arrests	1,588	1,892	2,790				
Violent Offenses	8,939	9,543	8,705				
Domestic Violence Reports	7,752	16,371	9,800				
Property Offenses	30,960	32,876	31,291				

¹ Hospital counts for alcohol, drug, and mental disorders are based on ICD-10 diagnosis codes. Beginning with 2020 data, individuals are counted for each hospital encounter they have during the calendar year.

² In 2019 the National Incident Based Reporting System (NIPRS) replaced the Uniform Crime Reporting (UCR) system for Missouri crime and arrest reports. NIPRS data might not be fully comparable to the UCR.

³ DSS Children's Division reports do not encompass all reasons for removal but document adverse conditions present. Multiple conditions and factors are often considered when a child is placed out of the home. Only the parental substance use conditions are included in this profile.

SUBSTANCE USE SERVICE AREA 6



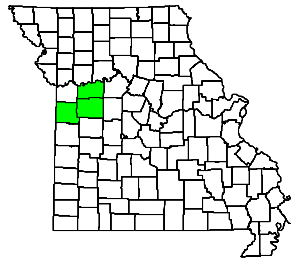
BIRTHS AND DEATHS	2021	2020	2019	SCHOOL REPORTS	2020-21	2019-20	2018-19
Resident Births	4,435	4,437	4,556	Enrollment Grades K-12	61,495	61,974	61,481
Resident Deaths (total)	3,506	3,433	2,889	School Discipline Involving Alcohol	0	19	9
COVID-19 Deaths	301	301		School Discipline Involving Drugs	63	186	252
Suicide	67	63	86	School Discipline Involving Tobacco	0	15	27
Homicide	17	17	16	Enrollment Grades 9-12	19,616	19,124	18,976
Alcohol Induced Deaths	55	47	43	Dropouts	143	126	129
Drug Induced Deaths	86	71	58	JUVENILE COURT REFERRALS			
Smoking Attributable Deaths	422	458	427		2021	2020	2019
HOSPITAL AND EMERGENCY ROOM ¹							
Principal Disorder							
Alcohol Use: ER Treatment, then Discharged	1,139	816	1,025	Child Abuse	35	43	28
Alcohol Use: ER Treatment, then Admitted	79	42	196	Child Neglect	367	248	309
Alcohol Use: Admitted without ER Services	499	300	302	Child Custody Issues	17	13	14
Drug Use: ER Treatment, then Discharged	588	525	504	Juvenile Violent Offenses	184	161	211
Drug Use: ER Treatment, then Admitted	16	22	55	Juvenile Alcohol Offenses	20	9	18
Drug Use: Admitted without ER Services	145	148	135	Juvenile Drug Offenses	66	57	118
Mental: ER Treatment, then Discharged	3,556	2,353	2,688	School Truancy	28	40	55
Mental: ER Treatment, then Admitted	48	54	272	Absent from Home	35	39	29
Mental: Admitted without ER Services	3,217	2,316	3,350	Beyond Parental Control	17	16	24
Secondary Disorder							
Alcohol Use: ER Treatment, then Discharged	889	671	774	Injurious Behavior	49	79	102
Alcohol Use: ER Treatment, then Admitted	218	165	619	JUVENILE COURT PLACEMENTS ³			
Alcohol Use: Admitted without ER Services	1,734	1,348	1,208		2021	2020	2019
Drug Use: ER Treatment, then Discharged	1,361	1,155	1,248	Total Out-of-Home Placements	106	92	83
Drug Use: ER Treatment, then Admitted	241	193	803	Parental Alcohol Use Reported	16	1	5
Drug Use: Admitted without ER Services	2,561	2,081	1,714	Parental Drug Use Reported	41	29	35
Mental: ER Treatment, then Discharged	4,472	4,079	6,305	Parental Alcohol and Drug Use Reported	5	6	4
Mental: ER Treatment, then Admitted	1,531	1,018	5,297	CRIMINAL JUSTICE			
Mental: Admitted without ER Services	9,426	7,004	7,853		FY 2022	FY 2021	FY 2020
IMPAIRED DRIVING							
Alcohol Involved Fatal Crashes	4	3	6	Drug Treatment Court Participants	189	166	190
Alcohol Involved Injury Crashes	99	114	85	Probation/Parole Admissions--Drug	503	492	597
Alcohol Involved Property Damage Crashes	208	168	174	Probation/Parole Admissions--DWI	75	82	85
Killed in Alcohol Involved Crashes	4	3	6	Prison Admissions--Drug	160	156	212
Injured in Alcohol Involved Crashes	129	143	119	Prison Admissions--DWI	22	25	24
Drug Involved Fatal Crashes	2	4	3	DEMOGRAPHICS			
Drug Involved Injury Crashes	19	26	25		2021	2020	2019
Drug Involved Property Damage Crashes	34	38	32	Population Estimate	387,095	384,123	377,384
Killed in Drug Involved Crashes	2	4	2	Labor Force	208,811	205,992	206,448
Injured in Drug Involved Crashes	26	37	32	Employed	198,879	193,682	200,572
POLICE REPORTS ²							
DUI Arrests, DWI Tracking System	1,461	1,170	1,238	Unemployed	9,932	12,310	5,876
Liquor Law Arrests	47	20	111	Unemployment Rate	4.8%	6.0%	2.8%
Drug Arrests	770	948	1,529	Poverty Estimate, individuals of all ages	Unavailable	27,264	29,997
Violent Offenses	536	571	479	Poverty Estimate, children under age 18	Unavailable	7,414	9,501
Domestic Violence Reports	952	1,756	1,213	Median Household Income	Inapplicable		
Property Offenses	2,899	3,648	3,530	Footnotes			

¹ Hospital counts for alcohol, drug, and mental disorders are based on ICD-10 diagnosis codes. Beginning with 2020 data, individuals are counted for each hospital encounter they have during the calendar year.

² In 2019 the National Incident Based Reporting System (NIPRS) replaced the Uniform Crime Reporting (UCR) system for Missouri crime and arrest reports. NIPRS data might not be fully comparable to the UCR.

³ DSS Children's Division reports do not encompass all reasons for removal but document adverse conditions present. Multiple conditions and factors are often considered when a child is placed out of the home. Only the parental substance use conditions are included in this profile.

SUBSTANCE USE SERVICE AREA 7



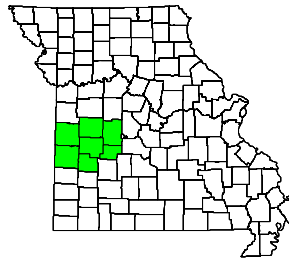
BIRTHS AND DEATHS	2021	2020	2019	SCHOOL REPORTS	2020-21	2019-20	2018-19
Resident Births	2,229	2,118	2,260	Enrollment Grades K-12	29,193	29,830	29,832
Resident Deaths (total)	2,290	2,073	1,820	School Discipline Involving Alcohol	0	9	17
COVID-19 Deaths	157	157		School Discipline Involving Drugs	30	62	64
Suicide	38	37	48	School Discipline Involving Tobacco	0	4	8
Homicide	9	15	8	Enrollment Grades 9-12	9,307	9,124	9,106
Alcohol Induced Deaths	27	14	17	Dropouts	132	87	102
Drug Induced Deaths	38	25	28				
Smoking Attributable Deaths	285	299	292	JUVENILE COURT REFERRALS	2021	2020	2019
				Child Abuse	7	22	27
HOSPITAL AND EMERGENCY ROOM ¹	2020	2019	2018	Child Neglect	374	403	437
Principal Disorder				Child Custody Issues	66	44	32
Alcohol Use: ER Treatment, then Discharged	388	295	456	Juvenile Violent Offenses	244	174	219
Alcohol Use: ER Treatment, then Admitted	124	90	95	Juvenile Alcohol Offenses	13	5	6
Alcohol Use: Admitted without ER Services	155	113	134	Juvenile Drug Offenses	70	50	65
Drug Use: ER Treatment, then Discharged	272	254	275	School Truancy	97	82	157
Drug Use: ER Treatment, then Admitted	26	23	15	Absent from Home	147	78	112
Drug Use: Admitted without ER Services	67	56	60	Beyond Parental Control	132	119	102
Mental: ER Treatment, then Discharged	1,624	1,248	1,534	Injurious Behavior	200	236	193
Mental: ER Treatment, then Admitted	73	64	89				
Mental: Admitted without ER Services	1,417	1,046	1,672	JUVENILE COURT PLACEMENTS ³	2021	2020	2019
Secondary Disorder				Total Out-of-Home Placements	130	144	191
Alcohol Use: ER Treatment, then Discharged	460	472	462	Parental Alcohol Use Reported	5	4	1
Alcohol Use: ER Treatment, then Admitted	312	256	315	Parental Drug Use Reported	66	47	88
Alcohol Use: Admitted without ER Services	595	464	587	Parental Alcohol and Drug Use Reported	2	0	4
Drug Use: ER Treatment, then Discharged	571	534	513				
Drug Use: ER Treatment, then Admitted	338	378	367	CRIMINAL JUSTICE	FY 2022	FY 2021	FY 2020
Drug Use: Admitted without ER Services	894	792	849	Drug Treatment Court Participants	149	132	122
Mental: ER Treatment, then Discharged	4,146	3,780	3,473	Probation/Parole Admissions--Drug	456	451	435
Mental: ER Treatment, then Admitted	2,204	1,320	2,655	Probation/Parole Admissions--DWI	38	25	38
Mental: Admitted without ER Services	3,786	2,829	5,168	Prison Admissions--Drug	190	167	140
				Prison Admissions--DWI	17	10	16
IMPAIRED DRIVING	2021	2020	2019	DEMOGRAPHICS	2021	2020	2019
Alcohol Involved Fatal Crashes	6	5	3	Population Estimate	196,605	195,116	192,550
Alcohol Involved Injury Crashes	63	75	53	Labor Force	94,146	93,769	94,847
Alcohol Involved Property Damage Crashes	102	103	93	Employed	90,301	88,710	91,814
Killed in Alcohol Involved Crashes	7	5	3	Unemployed	3,845	5,059	3,033
Injured in Alcohol Involved Crashes	79	94	76	Unemployment Rate	4.1%	5.4%	3.2%
Drug Involved Fatal Crashes	3	5	4	Poverty Estimate, individuals of all ages	Unavailable	15,987	17,380
Drug Involved Injury Crashes	14	20	14	Poverty Estimate, children under age 18	Unavailable	4,720	5,289
Drug Involved Property Damage Crashes	15	19	25	Median Household Income	Inapplicable		
Killed in Drug Involved Crashes	3	5	4				
Injured in Drug Involved Crashes	23	33	19				
POLICE REPORTS ²	2021	2020	2019				
DUI Arrests, DWI Tracking System	684	575	740				
Liquor Law Arrests	119	69	118				
Drug Arrests	586	691	830				
Violent Offenses	271	363	348				
Domestic Violence Reports	734	1,738	1,533				
Property Offenses	2,199	2,873	3,253				

¹ Hospital counts for alcohol, drug, and mental disorders are based on ICD-10 diagnosis codes. Beginning with 2020 data, individuals are counted for each hospital encounter they have during the calendar year.

² In 2019 the National Incident Based Reporting System (NIPRS) replaced the Uniform Crime Reporting (UCR) system for Missouri crime and arrest reports. NIPRS data might not be fully comparable to the UCR.

³ DSS Children's Division reports do not encompass all reasons for removal but document adverse conditions present. Multiple conditions and factors are often considered when a child is placed out of the home. Only the parental substance use conditions are included in this profile.

SUBSTANCE USE SERVICE AREA 8



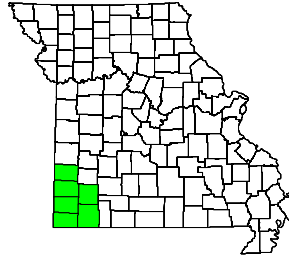
BIRTHS AND DEATHS	2021	2020	2019	SCHOOL REPORTS	2020-21	2019-20	2018-19
Resident Births	1,246	1,234	1,261	Enrollment Grades K-12	15,029	15,288	15,288
Resident Deaths (total)	1,876	1,749	1,596	School Discipline Involving Alcohol	6	6	6
COVID-19 Deaths	166	166		School Discipline Involving Drugs	16	27	40
Suicide	30	19	28	School Discipline Involving Tobacco	0	1	1
Homicide	3	7	4	Enrollment Grades 9-12	4,826	4,773	4,697
Alcohol Induced Deaths	18	18	12	Dropouts	54	23	37
Drug Induced Deaths	25	16	23	JUVENILE COURT REFERRALS	2021	2020	2019
Smoking Attributable Deaths	287	277	296	Child Abuse	93	87	118
				Child Neglect	401	354	368
HOSPITAL AND EMERGENCY ROOM ¹	2020	2019	2018	Child Custody Issues	26	25	16
Principal Disorder				Juvenile Violent Offenses	145	115	161
Alcohol Use: ER Treatment, then Discharged	255	228	205	Juvenile Alcohol Offenses	8	20	6
Alcohol Use: ER Treatment, then Admitted	33	24	68	Juvenile Drug Offenses	40	29	39
Alcohol Use: Admitted without ER Services	110	92	66	School Truancy	90	68	126
Drug Use: ER Treatment, then Discharged	150	187	194	Absent from Home	62	79	58
Drug Use: ER Treatment, then Admitted	16	21	27	Beyond Parental Control	121	78	82
Drug Use: Admitted without ER Services	37	40	44	Injurious Behavior	143	96	118
Mental: ER Treatment, then Discharged	928	908	861	JUVENILE COURT PLACEMENTS ³	2021	2020	2019
Mental: ER Treatment, then Admitted	144	170	293	Total Out-of-Home Placements	152	109	102
Mental: Admitted without ER Services	989	616	950	Parental Alcohol Use Reported	5	6	1
Secondary Disorder				Parental Drug Use Reported	74	46	56
Alcohol Use: ER Treatment, then Discharged	590	389	345	Parental Alcohol and Drug Use Reported	3	1	3
Alcohol Use: ER Treatment, then Admitted	103	98	217	CRIMINAL JUSTICE	FY 2022	FY 2021	FY 2020
Alcohol Use: Admitted without ER Services	494	388	358	Drug Treatment Court Participants	70	79	84
Drug Use: ER Treatment, then Discharged	856	483	511	Probation/Parole Admissions--Drug	298	279	350
Drug Use: ER Treatment, then Admitted	159	171	260	Probation/Parole Admissions--DWI	27	21	28
Drug Use: Admitted without ER Services	670	581	506	Prison Admissions--Drug	121	114	143
Mental: ER Treatment, then Discharged	3,677	2,922	4,041	Prison Admissions--DWI	10	5	10
Mental: ER Treatment, then Admitted	545	366	1,774	DEMOGRAPHICS	2021	2020	2019
Mental: Admitted without ER Services	3,545	2,393	3,317	Population Estimate	110,293	108,886	111,292
IMPAIRED DRIVING	2021	2020	2019	Labor Force	48,048	47,383	47,658
Alcohol Involved Fatal Crashes	6	1	5	Employed	46,045	44,790	45,750
Alcohol Involved Injury Crashes	34	38	33	Unemployed	2,003	2,593	1,908
Alcohol Involved Property Damage Crashes	49	47	45	Unemployment Rate	4.2%	5.5%	4.0%
Killed in Alcohol Involved Crashes	6	1	7	Poverty Estimate, individuals of all ages	Unavailable	17,739	18,990
Injured in Alcohol Involved Crashes	47	48	48	Poverty Estimate, children under age 18	Unavailable	5,463	6,272
Drug Involved Fatal Crashes	3	1	1	Median Household Income	Inapplicable		
Drug Involved Injury Crashes	7	5	7	POLICE REPORTS ²	2021	2020	2019
Drug Involved Property Damage Crashes	6	15	8	DUI Arrests, DWI Tracking System	344	351	348
Killed in Drug Involved Crashes	3	1	1	Liquor Law Arrests	25	3	32
Injured in Drug Involved Crashes	13	5	8	Drug Arrests	263	315	497
				Violent Offenses	505	404	439
				Domestic Violence Reports	608	754	691
				Property Offenses	1,943	1,763	2,493

¹ Hospital counts for alcohol, drug, and mental disorders are based on ICD-10 diagnosis codes. Beginning with 2020 data, individuals are counted for each hospital encounter they have during the calendar year.

² In 2019 the National Incident Based Reporting System (NIPRS) replaced the Uniform Crime Reporting (UCR) system for Missouri crime and arrest reports. NIPRS data might not be fully comparable to the UCR.

³ DSS Children's Division reports do not encompass all reasons for removal but document adverse conditions present. Multiple conditions and factors are often considered when a child is placed out of the home. Only the parental substance use conditions are included in this profile.

SUBSTANCE USE SERVICE AREA 9



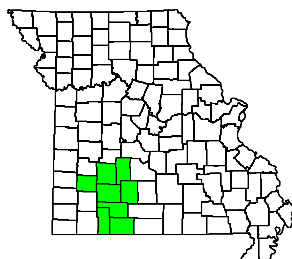
BIRTHS AND DEATHS	2021	2020	2019	SCHOOL REPORTS	2020-21	2019-20	2018-19
Resident Births	3,599	3,523	3,548	Enrollment Grades K-12	45,800	46,761	46,669
Resident Deaths (total)	3,916	3,784	3,213	School Discipline Involving Alcohol	0	23	31
COVID-19 Deaths	408	408		School Discipline Involving Drugs	41	90	87
Suicide	59	47	53	School Discipline Involving Tobacco	0	5	8
Homicide	15	13	7	Enrollment Grades 9-12	14,215	14,174	14,079
Alcohol Induced Deaths	51	31	24	Dropouts	382	205	234
Drug Induced Deaths	60	57	37				
Smoking Attributable Deaths	582	613	579				
				JUVENILE COURT REFERRALS	2021	2020	2019
				Child Abuse	35	66	113
				Child Neglect	846	597	672
				Child Custody Issues	153	138	116
				Juvenile Violent Offenses	269	159	305
				Juvenile Alcohol Offenses	15	41	34
				Juvenile Drug Offenses	84	45	99
				School Truancy	80	125	450
				Absent from Home	113	130	186
				Beyond Parental Control	104	93	137
				Injurious Behavior	133	123	341
				JUVENILE COURT PLACEMENTS ³	2021	2020	2019
				Total Out-of-Home Placements	561	541	598
				Parental Alcohol Use Reported	32	28	20
				Parental Drug Use Reported	274	231	265
				Parental Alcohol and Drug Use Reported	18	18	12
				CRIMINAL JUSTICE	FY 2022	FY 2021	FY 2020
				Drug Treatment Court Participants	433	403	391
				Probation/Parole Admissions--Drug	480	425	449
				Probation/Parole Admissions--DWI	109	98	96
				Prison Admissions--Drug	137	131	171
				Prison Admissions--DWI	27	25	22
				DEMOGRAPHICS	2021	2020	2019
				Population Estimate	290,615	288,779	288,299
				Labor Force	132,347	132,015	134,195
				Employed	127,205	124,402	129,877
				Unemployed	5,142	7,613	4,318
				Unemployment Rate	3.9%	5.8%	3.2%
				Poverty Estimate, individuals of all ages	Unavailable	43,376	48,294
				Poverty Estimate, children under age 18	Unavailable	13,778	16,795
				Median Household Income	Inapplicable		
IMPAIRED DRIVING	2021	2020	2019				
Alcohol Involved Fatal Crashes	9	11	11				
Alcohol Involved Injury Crashes	105	125	99				
Alcohol Involved Property Damage Crashes	156	178	162				
Killed in Alcohol Involved Crashes	10	12	13				
Injured in Alcohol Involved Crashes	143	181	138				
Drug Involved Fatal Crashes	8	8	5				
Drug Involved Injury Crashes	31	34	28				
Drug Involved Property Damage Crashes	54	43	22				
Killed in Drug Involved Crashes	10	8	5				
Injured in Drug Involved Crashes	51	58	40				
POLICE REPORTS ²	2021	2020	2019				
DUI Arrests, DWI Tracking System	1,543	1,420	1,345				
Liquor Law Arrests	66	29	113				
Drug Arrests	752	1,009	1,035				
Violent Offenses	1,046	918	795				
Domestic Violence Reports	2,024	3,926	3,160				
Property Offenses	8,059	8,076	8,645				

¹ Hospital counts for alcohol, drug, and mental disorders are based on ICD-10 diagnosis codes. Beginning with 2020 data, individuals are counted for each hospital encounter they have during the calendar year.

² In 2019 the National Incident Based Reporting System (NIPRS) replaced the Uniform Crime Reporting (UCR) system for Missouri crime and arrest reports. NIPRS data might not be fully comparable to the UCR.

³ DSS Children's Division reports do not encompass all reasons for removal but document adverse conditions present. Multiple conditions and factors are often considered when a child is placed out of the home. Only the parental substance use conditions are included in this profile.

SUBSTANCE USE SERVICE AREA 10



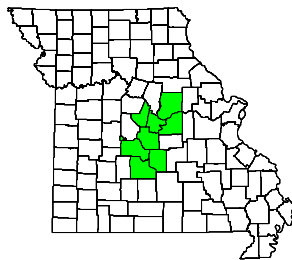
BIRTHS AND DEATHS	2021	2020	2019	SCHOOL REPORTS	2020-21	2019-20	2018-19
Resident Births	6,452	6,315	6,735	Enrollment Grades K-12	75,565	78,048	77,998
Resident Deaths (total)	7,179	6,739	5,832	School Discipline Involving Alcohol	20	52	96
COVID-19 Deaths	706	706		School Discipline Involving Drugs	129	199	292
Suicide	126	119	118	School Discipline Involving Tobacco	0	2	9
Homicide	42	43	16	Enrollment Grades 9-12	23,910	23,790	23,526
Alcohol Induced Deaths	108	91	79	Dropouts	236	185	332
Drug Induced Deaths	217	146	134				
Smoking Attributable Deaths	987	940	895	JUVENILE COURT REFERRALS	2021	2020	2019
				Child Abuse	185	209	207
HOSPITAL AND EMERGENCY ROOM ¹	2020	2019	2018	Child Neglect	928	878	798
Principal Disorder				Child Custody Issues	200	201	155
Alcohol Use: ER Treatment, then Discharged	2,157	1,538	2,216	Juvenile Violent Offenses	452	402	560
Alcohol Use: ER Treatment, then Admitted	1,265	644	1,424	Juvenile Alcohol Offenses	22	20	27
Alcohol Use: Admitted without ER Services	105	121	115	Juvenile Drug Offenses	119	104	165
Drug Use: ER Treatment, then Discharged	1,934	1,857	2,019	School Truancy	22	33	50
Drug Use: ER Treatment, then Admitted	288	247	454	Absent from Home	98	150	119
Drug Use: Admitted without ER Services	168	208	181	Beyond Parental Control	58	65	92
Mental: ER Treatment, then Discharged	4,473	4,573	5,095	Injurious Behavior	425	472	613
Mental: ER Treatment, then Admitted	4,040	2,491	4,089				
Mental: Admitted without ER Services	2,321	1,382	2,611	JUVENILE COURT PLACEMENTS ³	2021	2020	2019
Secondary Disorder				Total Out-of-Home Placements	753	834	686
Alcohol Use: ER Treatment, then Discharged	1,412	997	915	Parental Alcohol Use Reported	58	51	37
Alcohol Use: ER Treatment, then Admitted	2,504	1,735	2,305	Parental Drug Use Reported	405	384	323
Alcohol Use: Admitted without ER Services	718	607	629	Parental Alcohol and Drug Use Reported	17	37	19
Drug Use: ER Treatment, then Discharged	2,321	1,824	1,826				
Drug Use: ER Treatment, then Admitted	4,413	2,963	3,985	CRIMINAL JUSTICE	FY 2022	FY 2021	FY 2020
Drug Use: Admitted without ER Services	1,603	1,406	1,490	Drug Treatment Court Participants	786	916	1,214
Mental: ER Treatment, then Discharged	19,345	8,007	9,966	Probation/Parole Admissions--Drug	935	960	1,066
Mental: ER Treatment, then Admitted	12,392	8,581	16,937	Probation/Parole Admissions--DWI	116	148	174
Mental: Admitted without ER Services	5,687	4,601	6,462	Prison Admissions--Drug	325	346	418
				Prison Admissions--DWI	48	33	50
IMPAIRED DRIVING	2021	2020	2019	DEMOGRAPHICS	2021	2020	2019
Alcohol Involved Fatal Crashes	15	19	7	Population Estimate	577,017	570,909	565,741
Alcohol Involved Injury Crashes	209	216	197	Labor Force	281,324	277,633	280,067
Alcohol Involved Property Damage Crashes	331	294	340	Employed	270,216	260,496	271,139
Killed in Alcohol Involved Crashes	18	22	9	Unemployed	11,108	17,137	8,928
Injured in Alcohol Involved Crashes	306	306	275	Unemployment Rate	3.9%	6.2%	3.2%
Drug Involved Fatal Crashes	8	4	4	Poverty Estimate, individuals of all ages	Unavailable	77,306	77,791
Drug Involved Injury Crashes	84	82	57	Poverty Estimate, children under age 18	Unavailable	20,924	19,941
Drug Involved Property Damage Crashes	98	112	92	Median Household Income	Inapplicable		
Killed in Drug Involved Crashes	9	4	5				
Injured in Drug Involved Crashes	135	121	88				
POLICE REPORTS ²	2021	2020	2019				
DUI Arrests, DWI Tracking System	1,812	1,684	2,013				
Liquor Law Arrests	265	175	281				
Drug Arrests	1,245	2,112	3,228				
Violent Offenses	3,586	3,419	3,250				
Domestic Violence Reports	4,410	5,421	5,536				
Property Offenses	15,328	17,468	19,527				

¹ Hospital counts for alcohol, drug, and mental disorders are based on ICD-10 diagnosis codes. Beginning with 2020 data, individuals are counted for each hospital encounter they have during the calendar year.

² In 2019 the National Incident Based Reporting System (NIPRS) replaced the Uniform Crime Reporting (UCR) system for Missouri crime and arrest reports. NIPRS data might not be fully comparable to the UCR.

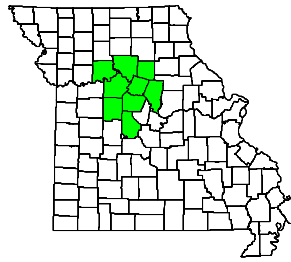
³ DSS Children's Division reports do not encompass all reasons for removal but document adverse conditions present. Multiple conditions and factors are often considered when a child is placed out of the home. Only the parental substance use conditions are included in this profile.

SUBSTANCE USE SERVICE AREA 11



BIRTHS AND DEATHS	2021	2020	2019	SCHOOL REPORTS	2020-21	2019-20	2018-19
Resident Births	3,529	3,411	3,526	Enrollment Grades K-12	42,816	43,917	44,574
Resident Deaths (total)	3,672	3,641	3,046	School Discipline Involving Alcohol	7	19	27
COVID-19 Deaths	396	396		School Discipline Involving Drugs	87	99	133
Suicide	77	59	48	School Discipline Involving Tobacco	0	6	12
Homicide	11	14	14	Enrollment Grades 9-12	13,567	13,569	13,496
Alcohol Induced Deaths	31	41	28	Dropouts	272	146	232
Drug Induced Deaths	88	78	67	JUVENILE COURT REFERRALS			
Smoking Attributable Deaths	521	544	517	2021	2020	2019	
HOSPITAL AND EMERGENCY ROOM ¹				Child Abuse	229	254	341
Principal Disorder				Child Neglect	758	594	661
Alcohol Use: ER Treatment, then Discharged	658	530	653	Child Custody Issues	259	245	151
Alcohol Use: ER Treatment, then Admitted	196	130	187	Juvenile Violent Offenses	238	205	257
Alcohol Use: Admitted without ER Services	106	102	148	Juvenile Alcohol Offenses	23	18	21
Drug Use: ER Treatment, then Discharged	551	527	537	Juvenile Drug Offenses	78	42	74
Drug Use: ER Treatment, then Admitted	94	92	147	School Truancy	258	184	197
Drug Use: Admitted without ER Services	112	81	151	Absent from Home	84	53	89
Mental: ER Treatment, then Discharged	2,487	2,298	2,697	Beyond Parental Control	177	188	158
Mental: ER Treatment, then Admitted	1,252	931	1,362	Injurious Behavior	403	294	406
Mental: Admitted without ER Services	1,651	1,033	1,667	JUVENILE COURT PLACEMENTS ³			
Secondary Disorder				2021	2020	2019	
Alcohol Use: ER Treatment, then Discharged	691	962	696	Total Out-of-Home Placements	383	358	398
Alcohol Use: ER Treatment, then Admitted	704	580	731	Parental Alcohol Use Reported	27	4	9
Alcohol Use: Admitted without ER Services	616	521	623	Parental Drug Use Reported	176	169	176
Drug Use: ER Treatment, then Discharged	1,092	899	1,010	Parental Alcohol and Drug Use Reported	6	20	5
Drug Use: ER Treatment, then Admitted	1,032	805	1,062	CRIMINAL JUSTICE			
Drug Use: Admitted without ER Services	842	788	807	FY 2022	FY 2021	FY 2020	
Mental: ER Treatment, then Discharged	9,169	6,141	11,138	Drug Treatment Court Participants	294	307	334
Mental: ER Treatment, then Admitted	4,145	2,609	5,453	Probation/Parole Admissions--Drug	998	741	909
Mental: Admitted without ER Services	4,270	3,167	5,744	Probation/Parole Admissions--DWI	73	62	89
IMPAIRED DRIVING				2021	2020	2019	
Alcohol Involved Fatal Crashes	7	7	7	Population Estimate	309,000	307,704	311,489
Alcohol Involved Injury Crashes	134	129	118	Labor Force	136,969	137,414	138,105
Alcohol Involved Property Damage Crashes	216	196	217	Employed	131,785	129,874	132,975
Killed in Alcohol Involved Crashes	8	7	11	Unemployed	5,184	7,540	5,130
Injured in Alcohol Involved Crashes	181	170	153	Unemployment Rate	3.8%	5.5%	3.7%
Drug Involved Fatal Crashes	5	6	4	Poverty Estimate, individuals of all ages	Unavailable	35,194	36,875
Drug Involved Injury Crashes	27	33	22	Poverty Estimate, children under age 18	Unavailable	10,099	10,968
Drug Involved Property Damage Crashes	48	51	44	Median Household Income	Inapplicable		
Killed in Drug Involved Crashes	6	6	6	FOOTNOTES			
Injured in Drug Involved Crashes	37	48	31	1	Hospital counts for alcohol, drug, and mental disorders are based on ICD-10 diagnosis codes. Beginning with 2020 data, individuals are counted for each hospital encounter they have during the calendar year.		
POLICE REPORTS ²				2	In 2019 the National Incident Based Reporting System (NIPRS) replaced the Uniform Crime Reporting (UCR) system for Missouri crime and arrest reports. NIPRS data might not be fully comparable to the UCR.		
DUI Arrests, DWI Tracking System	1,415	1,030	1,196	3	DSS Children's Division reports do not encompass all reasons for removal but document adverse conditions present. Multiple conditions and factors are often considered when a child is placed out of the home. Only the parental substance use conditions are included in this profile.		
Liquor Law Arrests	54	170	295				
Drug Arrests	1,292	1,457	2,495				
Violent Offenses	665	660	856				
Domestic Violence Reports	1,417	3,213	2,632				
Property Offenses	3,635	5,545	6,410				

SUBSTANCE USE SERVICE AREA 12



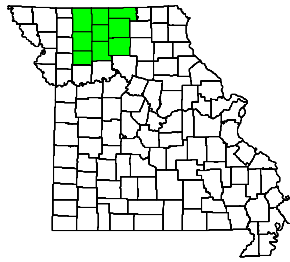
BIRTHS AND DEATHS	2021	2020	2019	SCHOOL REPORTS	2020-21	2019-20	2018-19
Resident Births	3,745	3,755	3,953	Enrollment Grades K-12	43,809	45,498	45,077
Resident Deaths (total)	3,519	3,569	2,979	School Discipline Involving Alcohol	0	15	34
COVID-19 Deaths	318	318		School Discipline Involving Drugs	24	49	43
Suicide	65	59	54	School Discipline Involving Tobacco	0	4	4
Homicide	22	19	20	Enrollment Grades 9-12	13,888	13,762	13,615
Alcohol Induced Deaths	40	25	31	Dropouts	199	138	223
Drug Induced Deaths	79	57	47				
Smoking Attributable Deaths	511	522	483				
				JUVENILE COURT REFERRALS	2021	2020	2019
				Child Abuse	130	190	179
				Child Neglect	383	465	494
				Child Custody Issues	105	104	68
				Juvenile Violent Offenses	294	297	363
				Juvenile Alcohol Offenses	7	17	17
				Juvenile Drug Offenses	90	74	107
				School Truancy	111	124	287
				Absent from Home	99	69	56
				Beyond Parental Control	181	160	233
				Injurious Behavior	682	574	736
				JUVENILE COURT PLACEMENTS ³	2021	2020	2019
				Total Out-of-Home Placements	351	326	401
				Parental Alcohol Use Reported	25	10	8
				Parental Drug Use Reported	156	131	128
				Parental Alcohol and Drug Use Reported	11	6	6
				CRIMINAL JUSTICE	FY 2022	FY 2021	FY 2020
				Drug Treatment Court Participants	400	416	401
				Probation/Parole Admissions--Drug	967	873	982
				Probation/Parole Admissions--DWI	97	61	83
				Prison Admissions--Drug	424	384	401
				Prison Admissions--DWI	25	21	19
				DEMOGRAPHICS	2021	2020	2019
				Population Estimate	341,471	338,871	334,753
				Labor Force	168,782	166,589	169,300
				Employed	162,940	158,472	164,403
				Unemployed	5,842	8,117	4,897
				Unemployment Rate	3.5%	4.9%	2.9%
				Poverty Estimate, individuals of all ages	Unavailable	42,528	50,594
				Poverty Estimate, children under age 18	Unavailable	11,014	11,919
				Median Household Income	Inapplicable		
HOSPITAL AND EMERGENCY ROOM ¹	2020	2019	2018				
Principal Disorder							
Alcohol Use: ER Treatment, then Discharged	809	642	830				
Alcohol Use: ER Treatment, then Admitted	385	162	369				
Alcohol Use: Admitted without ER Services	188	92	158				
Drug Use: ER Treatment, then Discharged	609	550	519				
Drug Use: ER Treatment, then Admitted	191	136	219				
Drug Use: Admitted without ER Services	99	79	95				
Mental: ER Treatment, then Discharged	2,592	2,505	3,246				
Mental: ER Treatment, then Admitted	1,395	941	1,657				
Mental: Admitted without ER Services	1,597	892	1,252				
Secondary Disorder							
Alcohol Use: ER Treatment, then Discharged	1,684	702	800				
Alcohol Use: ER Treatment, then Admitted	888	591	978				
Alcohol Use: Admitted without ER Services	727	451	619				
Drug Use: ER Treatment, then Discharged	1,829	1,266	1,216				
Drug Use: ER Treatment, then Admitted	1,233	907	1,284				
Drug Use: Admitted without ER Services	1,101	838	782				
Mental: ER Treatment, then Discharged	13,421	9,177	16,117				
Mental: ER Treatment, then Admitted	5,159	2,857	6,376				
Mental: Admitted without ER Services	6,409	3,692	6,894				
IMPAIRED DRIVING	2021	2020	2019				
Alcohol Involved Fatal Crashes	3	13	9				
Alcohol Involved Injury Crashes	102	91	99				
Alcohol Involved Property Damage Crashes	149	139	141				
Killed in Alcohol Involved Crashes	3	14	9				
Injured in Alcohol Involved Crashes	141	125	136				
Drug Involved Fatal Crashes	6	6	3				
Drug Involved Injury Crashes	20	27	22				
Drug Involved Property Damage Crashes	60	32	22				
Killed in Drug Involved Crashes	6	7	3				
Injured in Drug Involved Crashes	27	40	27				
POLICE REPORTS ²	2021	2020	2019				
DUI Arrests, DWI Tracking System	1,446	1,169	1,323				
Liquor Law Arrests	158	108	329				
Drug Arrests	1,334	1,384	1,988				
Violent Offenses	1,334	1,179	1,097				
Domestic Violence Reports	2,065	2,505	2,975				
Property Offenses	5,934	6,015	6,727				

¹ Hospital counts for alcohol, drug, and mental disorders are based on ICD-10 diagnosis codes. Beginning with 2020 data, individuals are counted for each hospital encounter they have during the calendar year.

² In 2019 the National Incident Based Reporting System (NIPRS) replaced the Uniform Crime Reporting (UCR) system for Missouri crime and arrest reports. NIPRS data might not be fully comparable to the UCR.

³ DSS Children's Division reports do not encompass all reasons for removal but document adverse conditions present. Multiple conditions and factors are often considered when a child is placed out of the home. Only the parental substance use conditions are included in this profile.

SUBSTANCE USE SERVICE AREA 13



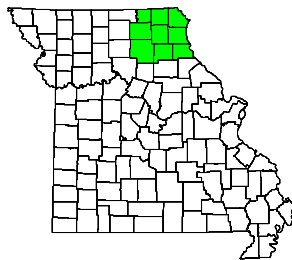
BIRTHS AND DEATHS	2021	2020	2019	SCHOOL REPORTS	2020-21	2019-20	2018-19
Resident Births	872	915	909	Enrollment Grades K-12	11,211	11,470	11,537
Resident Deaths (total)	1,138	1,128	948	School Discipline Involving Alcohol	0	0	2
COVID-19 Deaths	143	143		School Discipline Involving Drugs	0	5	9
Suicide	17	25	23	School Discipline Involving Tobacco	0	0	2
Homicide	1	2	1	Enrollment Grades 9-12	3,689	3,610	3,570
Alcohol Induced Deaths	6	8	5	Dropouts	19	5	21
Drug Induced Deaths	12	10	8				
Smoking Attributable Deaths	163	157	161				
				JUVENILE COURT REFERRALS	2021	2020	2019
HOSPITAL AND EMERGENCY ROOM ¹	2020	2019	2018	Child Abuse	73	35	36
Principal Disorder				Child Neglect	321	292	285
Alcohol Use: ER Treatment, then Discharged	99	89	108	Child Custody Issues	9	14	14
Alcohol Use: ER Treatment, then Admitted	23	9	13	Juvenile Violent Offenses	77	59	70
Alcohol Use: Admitted without ER Services	40	34	26	Juvenile Alcohol Offenses	14	7	15
Drug Use: ER Treatment, then Discharged	48	83	92	Juvenile Drug Offenses	15	9	17
Drug Use: ER Treatment, then Admitted	14	18	21	School Truancy	147	89	163
Drug Use: Admitted without ER Services	14	20	30	Absent from Home	20	33	32
Mental: ER Treatment, then Discharged	606	522	643	Beyond Parental Control	21	14	16
Mental: ER Treatment, then Admitted	144	127	184	Injurious Behavior	157	142	188
Mental: Admitted without ER Services	482	345	590				
Secondary Disorder				JUVENILE COURT PLACEMENTS ³	2021	2020	2019
Alcohol Use: ER Treatment, then Discharged	182	161	237	Total Out-of-Home Placements	132	111	133
Alcohol Use: ER Treatment, then Admitted	90	56	81	Parental Alcohol Use Reported	7	6	8
Alcohol Use: Admitted without ER Services	236	181	242	Parental Drug Use Reported	58	30	51
Drug Use: ER Treatment, then Discharged	192	221	247	Parental Alcohol and Drug Use Reported	4	2	1
Drug Use: ER Treatment, then Admitted	102	98	105				
Drug Use: Admitted without ER Services	267	258	280	CRIMINAL JUSTICE	FY 2022	FY 2021	FY 2020
Mental: ER Treatment, then Discharged	1,256	1,117	2,043	Drug Treatment Court Participants	122	120	113
Mental: ER Treatment, then Admitted	406	265	532	Probation/Parole Admissions--Drug	323	267	332
Mental: Admitted without ER Services	2,258	1,442	2,673	Probation/Parole Admissions--DWI	32	29	36
				Prison Admissions--Drug	146	143	160
				Prison Admissions--DWI	13	10	12
IMPAIRED DRIVING	2021	2020	2019	DEMOGRAPHICS	2021	2020	2019
Alcohol Involved Fatal Crashes	3	2	1	Population Estimate	75,912	75,695	77,049
Alcohol Involved Injury Crashes	27	24	27	Labor Force	35,361	35,977	36,004
Alcohol Involved Property Damage Crashes	24	39	36	Employed	33,957	34,319	34,773
Killed in Alcohol Involved Crashes	3	2	1	Unemployed	1,404	1,658	1,231
Injured in Alcohol Involved Crashes	39	27	40	Unemployment Rate	4.0%	4.6%	3.4%
Drug Involved Fatal Crashes	1	1	0	Poverty Estimate, individuals of all ages	Unavailable	10,587	11,966
Drug Involved Injury Crashes	10	9	3	Poverty Estimate, children under age 18	Unavailable	3,607	4,166
Drug Involved Property Damage Crashes	4	8	11	Median Household Income	Inapplicable		
Killed in Drug Involved Crashes	1	1	0				
Injured in Drug Involved Crashes	15	11	3				
				POLICE REPORTS ²	2021	2020	2019
DUI Arrests, DWI Tracking System	353	312	281	DUI Arrests, DWI Tracking System	353	312	281
Liquor Law Arrests	21	15	33	Liquor Law Arrests	21	15	33
Drug Arrests	196	167	308	Drug Arrests	196	167	308
Violent Offenses	114	118	144	Violent Offenses	114	118	144
Domestic Violence Reports	260	484	475	Domestic Violence Reports	260	484	475
Property Offenses	467	590	761	Property Offenses	467	590	761

¹ Hospital counts for alcohol, drug, and mental disorders are based on ICD-10 diagnosis codes. Beginning with 2020 data, individuals are counted for each hospital encounter they have during the calendar year.

² In 2019 the National Incident Based Reporting System (NIPRS) replaced the Uniform Crime Reporting (UCR) system for Missouri crime and arrest reports. NIPRS data might not be fully comparable to the UCR.

³ DSS Children's Division reports do not encompass all reasons for removal but document adverse conditions present. Multiple conditions and factors are often considered when a child is placed out of the home. Only the parental substance use conditions are included in this profile.

SUBSTANCE USE SERVICE AREA 14



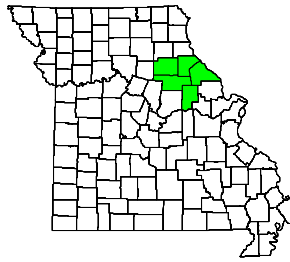
BIRTHS AND DEATHS	2021	2020	2019	SCHOOL REPORTS	2020-21	2019-20	2018-19
Resident Births	1,190	1,196	1,276	Enrollment Grades K-12	20,940	14,415	14,532
Resident Deaths (total)	1,456	1,375	1,202	School Discipline Involving Alcohol	0	3	6
COVID-19 Deaths	109	109		School Discipline Involving Drugs	6	15	19
Suicide	19	18	13	School Discipline Involving Tobacco	0	1	1
Homicide	3	1	3	Enrollment Grades 9-12	4,515	4,393	4,382
Alcohol Induced Deaths	8	10	5	Dropouts	34	15	35
Drug Induced Deaths	17	17	13				
Smoking Attributable Deaths	206	214	184				
				JUVENILE COURT REFERRALS	2021	2020	2019
HOSPITAL AND EMERGENCY ROOM ¹	2020	2019	2018	Child Abuse	40	31	27
Principal Disorder				Child Neglect	237	207	325
Alcohol Use: ER Treatment, then Discharged	191	134	189	Child Custody Issues	6	2	11
Alcohol Use: ER Treatment, then Admitted	18	22	25	Juvenile Violent Offenses	72	38	61
Alcohol Use: Admitted without ER Services	29	31	37	Juvenile Alcohol Offenses	2	11	13
Drug Use: ER Treatment, then Discharged	115	97	80	Juvenile Drug Offenses	25	11	20
Drug Use: ER Treatment, then Admitted	18	26	16	School Truancy	142	92	148
Drug Use: Admitted without ER Services	12	12	21	Absent from Home	19	9	13
Mental: ER Treatment, then Discharged	558	578	731	Beyond Parental Control	119	85	98
Mental: ER Treatment, then Admitted	125	145	182	Injurious Behavior	173	140	213
Mental: Admitted without ER Services	422	316	408				
Secondary Disorder				JUVENILE COURT PLACEMENTS ³	2021	2020	2019
Alcohol Use: ER Treatment, then Discharged	207	130	144	Total Out-of-Home Placements	253	174	246
Alcohol Use: ER Treatment, then Admitted	138	117	159	Parental Alcohol Use Reported	13	12	7
Alcohol Use: Admitted without ER Services	189	166	176	Parental Drug Use Reported	118	83	114
Drug Use: ER Treatment, then Discharged	304	146	152	Parental Alcohol and Drug Use Reported	6	5	5
Drug Use: ER Treatment, then Admitted	176	160	161				
Drug Use: Admitted without ER Services	282	241	238	CRIMINAL JUSTICE	FY 2022	FY 2021	FY 2020
Mental: ER Treatment, then Discharged	3,426	1,517	1,743	Drug Treatment Court Participants	148	130	144
Mental: ER Treatment, then Admitted	1,149	699	1,130	Probation/Parole Admissions--Drug	287	291	348
Mental: Admitted without ER Services	1,952	1,195	2,273	Probation/Parole Admissions--DWI	14	11	17
				Prison Admissions--Drug	125	118	162
				Prison Admissions--DWI	1	3	1
IMPAIRED DRIVING	2021	2020	2019	DEMOGRAPHICS	2021	2020	2019
Alcohol Involved Fatal Crashes	2	3	3	Population Estimate	104,124	104,099	105,014
Alcohol Involved Injury Crashes	33	38	30	Labor Force	48,293	49,113	49,818
Alcohol Involved Property Damage Crashes	51	43	58	Employed	46,495	46,726	48,126
Killed in Alcohol Involved Crashes	2	3	4	Unemployed	1,798	2,387	1,692
Injured in Alcohol Involved Crashes	36	48	40	Unemployment Rate	3.7%	4.9%	3.4%
Drug Involved Fatal Crashes	1	1	0	Poverty Estimate, individuals of all ages	Unavailable	14,702	15,564
Drug Involved Injury Crashes	8	13	10	Poverty Estimate, children under age 18	Unavailable	4,403	4,484
Drug Involved Property Damage Crashes	6	9	7	Median Household Income	Inapplicable		
Killed in Drug Involved Crashes	1	1	0				
Injured in Drug Involved Crashes	11	19	10				
POLICE REPORTS ²	2021	2020	2019				
DUI Arrests, DWI Tracking System	380	361	379				
Liquor Law Arrests	37	19	109				
Drug Arrests	476	518	610				
Violent Offenses	214	256	242				
Domestic Violence Reports	501	819	864				
Property Offenses	2,147	2,389	2,444				

¹ Hospital counts for alcohol, drug, and mental disorders are based on ICD-10 diagnosis codes. Beginning with 2020 data, individuals are counted for each hospital encounter they have during the calendar year.

² In 2019 the National Incident Based Reporting System (NIPRS) replaced the Uniform Crime Reporting (UCR) system for Missouri crime and arrest reports. NIPRS data might not be fully comparable to the UCR.

³ DSS Children's Division reports do not encompass all reasons for removal but document adverse conditions present. Multiple conditions and factors are often considered when a child is placed out of the home. Only the parental substance use conditions are included in this profile.

SUBSTANCE USE SERVICE AREA 15



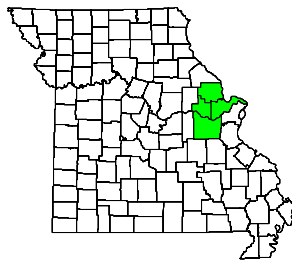
BIRTHS AND DEATHS	2021	2020	2019	SCHOOL REPORTS	2020-21	2019-20	2018-19
Resident Births	832	802	802	Enrollment Grades K-12	9,055	9,310	9,256
Resident Deaths (total)	986	1,087	921	School Discipline Involving Alcohol	0	1	4
COVID-19 Deaths	109	109		School Discipline Involving Drugs	5	8	25
Suicide	12	16	18	School Discipline Involving Tobacco	0	0	1
Homicide	0	2	2	Enrollment Grades 9-12	2,935	2,953	2,948
Alcohol Induced Deaths	9	3	1	Dropouts	66	21	31
Drug Induced Deaths	15	13	18	JUVENILE COURT REFERRALS	2021	2020	2019
Smoking Attributable Deaths	151	167	153	Child Abuse	29	13	52
HOSPITAL AND EMERGENCY ROOM ¹	2020	2019	2018	Child Neglect	138	89	108
Principal Disorder				Child Custody Issues	7	3	5
Alcohol Use: ER Treatment, then Discharged	107	96	97	Juvenile Violent Offenses	38	34	42
Alcohol Use: ER Treatment, then Admitted	22	19	40	Juvenile Alcohol Offenses	6	3	5
Alcohol Use: Admitted without ER Services	15	18	25	Juvenile Drug Offenses	14	11	7
Drug Use: ER Treatment, then Discharged	96	89	105	School Truancy	34	20	61
Drug Use: ER Treatment, then Admitted	19	18	25	Absent from Home	30	22	19
Drug Use: Admitted without ER Services	13	18	26	Beyond Parental Control	25	25	28
Mental: ER Treatment, then Discharged	633	555	626	Injurious Behavior	81	85	83
Mental: ER Treatment, then Admitted	404	244	321	JUVENILE COURT PLACEMENTS ³	2021	2020	2019
Mental: Admitted without ER Services	398	220	372	Total Out-of-Home Placements	105	77	80
Secondary Disorder				Parental Alcohol Use Reported	6	0	3
Alcohol Use: ER Treatment, then Discharged	133	136	177	Parental Drug Use Reported	43	42	21
Alcohol Use: ER Treatment, then Admitted	172	145	195	Parental Alcohol and Drug Use Reported	3	2	1
Alcohol Use: Admitted without ER Services	135	103	112	CRIMINAL JUSTICE	FY 2022	FY 2021	FY 2020
Drug Use: ER Treatment, then Discharged	264	181	194	Drug Treatment Court Participants	62	58	59
Drug Use: ER Treatment, then Admitted	248	183	241	Probation/Parole Admissions--Drug	235	212	247
Drug Use: Admitted without ER Services	211	185	240	Probation/Parole Admissions--DWI	11	15	15
Mental: ER Treatment, then Discharged	1,524	1,158	1,962	Prison Admissions--Drug	110	86	98
Mental: ER Treatment, then Admitted	1,265	831	1,547	Prison Admissions--DWI	5	4	5
Mental: Admitted without ER Services	1,045	735	1,248	DEMOGRAPHICS	2021	2020	2019
IMPAIRED DRIVING	2021	2020	2019	Population Estimate	73,231	72,817	74,194
Alcohol Involved Fatal Crashes	5	4	0	Labor Force	32,801	33,054	33,461
Alcohol Involved Injury Crashes	30	36	21	Employed	31,565	31,269	32,314
Alcohol Involved Property Damage Crashes	35	30	37	Unemployed	1,236	1,785	1,147
Killed in Alcohol Involved Crashes	6	4	0	Unemployment Rate	3.8%	5.4%	3.4%
Injured in Alcohol Involved Crashes	43	48	28	Poverty Estimate, individuals of all ages	Unavailable	10,213	10,250
Drug Involved Fatal Crashes	2	3	1	Poverty Estimate, children under age 18	Unavailable	3,270	3,287
Drug Involved Injury Crashes	6	13	8	Median Household Income	Inapplicable		
Drug Involved Property Damage Crashes	8	10	1	POLICE REPORTS ²	2021	2020	2019
Killed in Drug Involved Crashes	2	3	1	DUI Arrests, DWI Tracking System	218	219	215
Injured in Drug Involved Crashes	7	17	14	Liquor Law Arrests	16	0	12
				Drug Arrests	230	298	471
				Violent Offenses	160	145	123
				Domestic Violence Reports	365	710	707
				Property Offenses	753	958	1,068

¹ Hospital counts for alcohol, drug, and mental disorders are based on ICD-10 diagnosis codes. Beginning with 2020 data, individuals are counted for each hospital encounter they have during the calendar year.

² In 2019 the National Incident Based Reporting System (NIPRS) replaced the Uniform Crime Reporting (UCR) system for Missouri crime and arrest reports. NIPRS data might not be fully comparable to the UCR.

³ DSS Children's Division reports do not encompass all reasons for removal but document adverse conditions present. Multiple conditions and factors are often considered when a child is placed out of the home. Only the parental substance use conditions are included in this profile.

SUBSTANCE USE SERVICE AREA 16



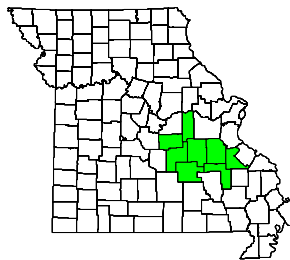
BIRTHS AND DEATHS	2021	2020	2019	SCHOOL REPORTS	2020-21	2019-20	2018-19
Resident Births	6,578	6,291	6,767	Enrollment Grades K-12	85,945	87,329	86,906
Resident Deaths (total)	6,066	6,006	5,090	School Discipline Involving Alcohol	13	32	65
COVID-19 Deaths	598	598		School Discipline Involving Drugs	143	182	250
Suicide	106	109	92	School Discipline Involving Tobacco	0	6	24
Homicide	13	17	19	Enrollment Grades 9-12	27,810	27,604	27,290
Alcohol Induced Deaths	85	62	42	Dropouts	352	192	243
Drug Induced Deaths	204	207	181				
Smoking Attributable Deaths	788	807	786				
				JUVENILE COURT REFERRALS	2021	2020	2019
				Child Abuse	37	51	48
				Child Neglect	520	507	615
				Child Custody Issues	38	40	85
				Juvenile Violent Offenses	359	330	450
				Juvenile Alcohol Offenses	35	40	47
				Juvenile Drug Offenses	87	94	183
				School Truancy	315	289	403
				Absent from Home	250	249	318
				Beyond Parental Control	17	23	28
				Injurious Behavior	187	165	256
				JUVENILE COURT PLACEMENTS ³	2021	2020	2019
				Total Out-of-Home Placements	369	334	346
				Parental Alcohol Use Reported	18	15	17
				Parental Drug Use Reported	221	183	180
				Parental Alcohol and Drug Use Reported	7	13	15
				CRIMINAL JUSTICE	FY 2022	FY 2021	FY 2020
				Drug Treatment Court Participants	407	464	438
				Probation/Parole Admissions--Drug	832	802	892
				Probation/Parole Admissions--DWI	159	153	177
				Prison Admissions--Drug	256	241	291
				Prison Admissions--DWI	39	39	34
				DEMOGRAPHICS	2021	2020	2019
				Population Estimate	613,316	606,563	600,651
				Labor Force	328,113	324,112	326,730
				Employed	315,994	306,258	317,759
				Unemployed	12,119	17,854	8,971
				Unemployment Rate	3.7%	5.5%	2.7%
				Poverty Estimate, individuals of all ages	Unavailable	38,413	36,902
				Poverty Estimate, children under age 18	Unavailable	10,191	10,728
				Median Household Income	Inapplicable		
HOSPITAL AND EMERGENCY ROOM ¹	2020	2019	2018				
Principal Disorder							
Alcohol Use: ER Treatment, then Discharged	1,154	1,048	1,153				
Alcohol Use: ER Treatment, then Admitted	397	285	434				
Alcohol Use: Admitted without ER Services	402	390	458				
Drug Use: ER Treatment, then Discharged	1,104	1,051	1,156				
Drug Use: ER Treatment, then Admitted	170	162	208				
Drug Use: Admitted without ER Services	359	302	392				
Mental: ER Treatment, then Discharged	4,266	4,122	4,887				
Mental: ER Treatment, then Admitted	3,456	2,327	3,938				
Mental: Admitted without ER Services	3,064	2,184	3,148				
Secondary Disorder							
Alcohol Use: ER Treatment, then Discharged	1,408	1,307	1,338				
Alcohol Use: ER Treatment, then Admitted	2,264	1,803	2,456				
Alcohol Use: Admitted without ER Services	1,276	1,232	1,257				
Drug Use: ER Treatment, then Discharged	2,050	2,019	1,745				
Drug Use: ER Treatment, then Admitted	2,537	1,876	2,766				
Drug Use: Admitted without ER Services	2,022	1,842	1,938				
Mental: ER Treatment, then Discharged	11,700	9,978	25,775				
Mental: ER Treatment, then Admitted	11,202	7,703	14,960				
Mental: Admitted without ER Services	7,422	5,623	8,984				
IMPAIRED DRIVING	2021	2020	2019				
Alcohol Involved Fatal Crashes	18	10	17				
Alcohol Involved Injury Crashes	194	168	155				
Alcohol Involved Property Damage Crashes	373	336	335				
Killed in Alcohol Involved Crashes	18	10	17				
Injured in Alcohol Involved Crashes	254	227	228				
Drug Involved Fatal Crashes	10	10	12				
Drug Involved Injury Crashes	52	65	41				
Drug Involved Property Damage Crashes	101	87	60				
Killed in Drug Involved Crashes	10	13	13				
Injured in Drug Involved Crashes	72	99	71				
POLICE REPORTS ²	2021	2020	2019				
DUI Arrests, DWI Tracking System	2,187	1,776	2,106				
Liquor Law Arrests	117	77	149				
Drug Arrests	1,929	1,962	2,394				
Violent Offenses	1,457	1,207	1,142				
Domestic Violence Reports	2,506	3,708	3,867				
Property Offenses	6,657	7,982	7,054				

¹ Hospital counts for alcohol, drug, and mental disorders are based on ICD-10 diagnosis codes. Beginning with 2020 data, individuals are counted for each hospital encounter they have during the calendar year.

² In 2019 the National Incident Based Reporting System (NIPRS) replaced the Uniform Crime Reporting (UCR) system for Missouri crime and arrest reports. NIPRS data might not be fully comparable to the UCR.

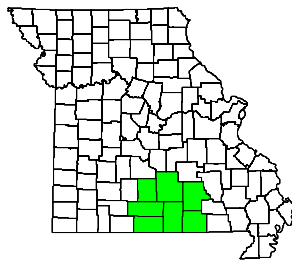
³ DSS Children's Division reports do not encompass all reasons for removal but document adverse conditions present. Multiple conditions and factors are often considered when a child is placed out of the home. Only the parental substance use conditions are included in this profile.

SUBSTANCE USE SERVICE AREA 17



BIRTHS AND DEATHS	2021	2020	2019	SCHOOL REPORTS	2020-21	2019-20	2018-19
Resident Births	2,098	2,065	2,107	Enrollment Grades K-12	30,243	30,789	30,955
Resident Deaths (total)	3,255	3,173	2,614	School Discipline Involving Alcohol	0	30	29
COVID-19 Deaths	337	337		School Discipline Involving Drugs	29	37	34
Suicide	49	38	42	School Discipline Involving Tobacco	0	5	3
Homicide	15	22	16	Enrollment Grades 9-12	9,660	9,513	9,526
Alcohol Induced Deaths	39	21	14	Dropouts	118	73	91
Drug Induced Deaths	145	96	85	JUVENILE COURT REFERRALS			
Smoking Attributable Deaths	460	475	482		2021	2020	2019
HOSPITAL AND EMERGENCY ROOM ¹				JUVENILE COURT REFERRALS			
Principal Disorder				Child Abuse	95	105	104
Alcohol Use: ER Treatment, then Discharged	541	431	514	Child Neglect	634	551	612
Alcohol Use: ER Treatment, then Admitted	99	75	117	Child Custody Issues	22	14	15
Alcohol Use: Admitted without ER Services	111	89	140	Juvenile Violent Offenses	154	117	289
Drug Use: ER Treatment, then Discharged	610	602	611	Juvenile Alcohol Offenses	20	18	13
Drug Use: ER Treatment, then Admitted	72	70	88	Juvenile Drug Offenses	30	17	37
Drug Use: Admitted without ER Services	165	173	172	School Truancy	119	96	199
Mental: ER Treatment, then Discharged	2,448	1,977	2,448	Absent from Home	28	39	57
Mental: ER Treatment, then Admitted	813	774	1,135	Beyond Parental Control	95	86	104
Mental: Admitted without ER Services	1,651	971	1,679	Injurious Behavior	219	264	479
Secondary Disorder				JUVENILE COURT PLACEMENTS ³			
Alcohol Use: ER Treatment, then Discharged	604	552	585		2021	2020	2019
Alcohol Use: ER Treatment, then Admitted	602	545	686	Total Out-of-Home Placements	493	397	494
Alcohol Use: Admitted without ER Services	587	483	579	Parental Alcohol Use Reported	19	5	18
Drug Use: ER Treatment, then Discharged	1,761	1,628	1,249	Parental Drug Use Reported	287	189	245
Drug Use: ER Treatment, then Admitted	909	827	926	Parental Alcohol and Drug Use Reported	10	20	13
Drug Use: Admitted without ER Services	1,194	837	1,016	CRIMINAL JUSTICE			
Mental: ER Treatment, then Discharged	9,348	6,994	13,726		FY 2022	FY 2021	FY 2020
Mental: ER Treatment, then Admitted	4,219	2,707	5,575	Drug Treatment Court Participants	219	211	201
Mental: Admitted without ER Services	4,717	2,723	5,296	Probation/Parole Admissions--Drug	771	758	849
IMPAIRED DRIVING				Probation/Parole Admissions--DWI	65	59	73
Alcohol Involved Fatal Crashes	12	8	9	Prison Admissions--Drug	360	323	344
Alcohol Involved Injury Crashes	66	89	61	Prison Admissions--DWI	17	15	21
Alcohol Involved Property Damage Crashes	131	116	83	DEMOGRAPHICS			
Killed in Alcohol Involved Crashes	12	8	9		2021	2020	2019
Injured in Alcohol Involved Crashes	83	119	93	Population Estimate	205,824	205,047	209,539
Drug Involved Fatal Crashes	1	3	3	Labor Force	88,330	88,551	89,105
Drug Involved Injury Crashes	30	25	21	Employed	84,418	83,154	85,807
Drug Involved Property Damage Crashes	36	34	26	Unemployed	3,912	5,397	3,298
Killed in Drug Involved Crashes	1	3	3	Unemployment Rate	4.4%	6.1%	3.7%
Injured in Drug Involved Crashes	48	33	27	Poverty Estimate, individuals of all ages	Unavailable	32,320	34,058
POLICE REPORTS ²				Poverty Estimate, children under age 18	Unavailable	8,720	9,776
DUI Arrests, DWI Tracking System	746	739	669	Median Household Income	Inapplicable		
Liquor Law Arrests	24	40	47	Footnotes			
Drug Arrests	936	1,083	1,397	1	Hospital counts for alcohol, drug, and mental disorders are based on ICD-10 diagnosis codes. Beginning with 2020 data, individuals are counted for each hospital encounter they have during the calendar year.		
Violent Offenses	553	575	579	2	In 2019 the National Incident Based Reporting System (NIPRS) replaced the Uniform Crime Reporting (UCR) system for Missouri crime and arrest reports. NIPRS data might not be fully comparable to the UCR.		
Domestic Violence Reports	1,128	1,570	1,035	3	DSS Children's Division reports do not encompass all reasons for removal but document adverse conditions present. Multiple conditions and factors are often considered when a child is placed out of the home. Only the parental substance use conditions are included in this profile.		
Property Offenses	4,236	4,642	5,217				

SUBSTANCE USE SERVICE AREA 18



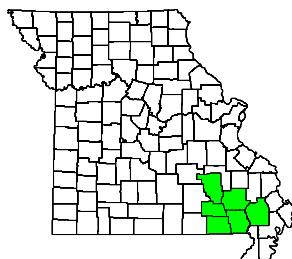
BIRTHS AND DEATHS	2021	2020	2019	SCHOOL REPORTS	2020-21	2019-20	2018-19
Resident Births	1,410	1,339	1,380	Enrollment Grades K-12	18,189	18,691	18,724
Resident Deaths (total)	2,087	1,935	1,669	School Discipline Involving Alcohol	0	20	8
COVID-19 Deaths	183	183		School Discipline Involving Drugs	0	22	30
Suicide	30	22	27	School Discipline Involving Tobacco	0	3	6
Homicide	1	14	4	Enrollment Grades 9-12	5,783	5,674	5,656
Alcohol Induced Deaths	20	18	15	Dropouts	33	5	14
Drug Induced Deaths	27	24	19				
Smoking Attributable Deaths	294	294	298				
				JUVENILE COURT REFERRALS	2021	2020	2019
				Child Abuse	104	79	85
				Child Neglect	370	223	446
				Child Custody Issues	99	118	134
				Juvenile Violent Offenses	55	35	51
				Juvenile Alcohol Offenses	5	15	18
				Juvenile Drug Offenses	18	22	22
				School Truancy	135	90	103
				Absent from Home	58	38	27
				Beyond Parental Control	33	39	59
				Injurious Behavior	169	108	192
				JUVENILE COURT PLACEMENTS ³	2021	2020	2019
				Total Out-of-Home Placements	293	199	287
				Parental Alcohol Use Reported	10	5	11
				Parental Drug Use Reported	122	81	106
				Parental Alcohol and Drug Use Reported	9	5	13
				CRIMINAL JUSTICE	FY 2022	FY 2021	FY 2020
				Drug Treatment Court Participants	162	113	159
				Probation/Parole Admissions--Drug	528	349	432
				Probation/Parole Admissions--DWI	39	27	35
				Prison Admissions--Drug	176	141	134
				Prison Admissions--DWI	21	9	7
				DEMOGRAPHICS	2021	2020	2019
				Population Estimate	119,823	118,107	124,858
				Labor Force	48,570	48,438	48,773
				Employed	46,275	45,158	46,513
				Unemployed	2,295	3,280	2,260
				Unemployment Rate	4.7%	6.8%	4.6%
				Poverty Estimate, individuals of all ages	Unavailable	23,522	25,119
				Poverty Estimate, children under age 18	Unavailable	7,783	8,408
				Median Household Income	Inapplicable		
HOSPITAL AND EMERGENCY ROOM ¹	2020	2019	2018				
Principal Disorder							
Alcohol Use: ER Treatment, then Discharged	264	226	229				
Alcohol Use: ER Treatment, then Admitted	69	52	85				
Alcohol Use: Admitted without ER Services	149	72	142				
Drug Use: ER Treatment, then Discharged	200	164	178				
Drug Use: ER Treatment, then Admitted	26	23	35				
Drug Use: Admitted without ER Services	97	121	157				
Mental: ER Treatment, then Discharged	867	748	897				
Mental: ER Treatment, then Admitted	210	143	198				
Mental: Admitted without ER Services	1,121	727	1,146				
Secondary Disorder							
Alcohol Use: ER Treatment, then Discharged	233	223	245				
Alcohol Use: ER Treatment, then Admitted	195	158	182				
Alcohol Use: Admitted without ER Services	485	413	535				
Drug Use: ER Treatment, then Discharged	324	326	393				
Drug Use: ER Treatment, then Admitted	256	211	245				
Drug Use: Admitted without ER Services	651	623	739				
Mental: ER Treatment, then Discharged	1,548	1,217	3,522				
Mental: ER Treatment, then Admitted	1,329	945	1,856				
Mental: Admitted without ER Services	2,629	1,989	3,179				
IMPAIRED DRIVING	2021	2020	2019				
Alcohol Involved Fatal Crashes	5	7	4				
Alcohol Involved Injury Crashes	59	54	42				
Alcohol Involved Property Damage Crashes	46	69	58				
Killed in Alcohol Involved Crashes	6	7	4				
Injured in Alcohol Involved Crashes	91	76	54				
Drug Involved Fatal Crashes	1	5	0				
Drug Involved Injury Crashes	9	9	8				
Drug Involved Property Damage Crashes	21	19	7				
Killed in Drug Involved Crashes	1	5	0				
Injured in Drug Involved Crashes	12	18	12				
POLICE REPORTS ²	2021	2020	2019				
DUI Arrests, DWI Tracking System	466	457	459				
Liquor Law Arrests	28	11	66				
Drug Arrests	323	765	887				
Violent Offenses	360	313	344				
Domestic Violence Reports	742	520	697				
Property Offenses	1,549	1,826	2,060				

¹ Hospital counts for alcohol, drug, and mental disorders are based on ICD-10 diagnosis codes. Beginning with 2020 data, individuals are counted for each hospital encounter they have during the calendar year.

² In 2019 the National Incident Based Reporting System (NIPRS) replaced the Uniform Crime Reporting (UCR) system for Missouri crime and arrest reports. NIPRS data might not be fully comparable to the UCR.

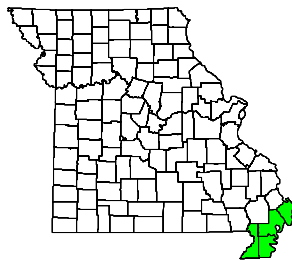
³ DSS Children's Division reports do not encompass all reasons for removal but document adverse conditions present. Multiple conditions and factors are often considered when a child is placed out of the home. Only the parental substance use conditions are included in this profile.

SUBSTANCE USE SERVICE AREA 19



BIRTHS AND DEATHS				SCHOOL REPORTS			
	2021	2020	2019		2020-21	2019-20	2018-19
Resident Births	1,272	1,316	1,318	Enrollment Grades K-12	16,689	17,127	17,197
Resident Deaths (total)	1,849	1,772	1,490	School Discipline Involving Alcohol	6	9	8
COVID-19 Deaths	151	151		School Discipline Involving Drugs	18	25	38
Suicide	20	20	20	School Discipline Involving Tobacco	0	4	12
Homicide	9	8	6	Enrollment Grades 9-12	5,027	5,052	5,052
Alcohol Induced Deaths	18	9	10	Dropouts	75	51	51
Drug Induced Deaths	33	27	16	JUVENILE COURT REFERRALS			
Smoking Attributable Deaths	283	310	268		2021	2020	2019
HOSPITAL AND EMERGENCY ROOM ¹				JUVENILE COURT PLACEMENTS ³			
Principal Disorder					2021	2020	2019
Alcohol Use: ER Treatment, then Discharged	253	206	194	Total Out-of-Home Placements	390	305	418
Alcohol Use: ER Treatment, then Admitted	62	53	60	Parental Alcohol Use Reported	17	5	9
Alcohol Use: Admitted without ER Services	41	36	51	Parental Drug Use Reported	206	189	240
Drug Use: ER Treatment, then Discharged	395	296	302	Parental Alcohol and Drug Use Reported	12	7	25
Drug Use: ER Treatment, then Admitted	148	130	173	CRIMINAL JUSTICE			
Drug Use: Admitted without ER Services	71	67	86		FY 2022	FY 2021	FY 2020
Mental: ER Treatment, then Discharged	1,358	1,144	1,422	Drug Treatment Court Participants	173	168	160
Mental: ER Treatment, then Admitted	670	428	714	Probation/Parole Admissions--Drug	544	467	569
Mental: Admitted without ER Services	1,000	445	887	Probation/Parole Admissions--DWI	19	18	26
Secondary Disorder				Prison Admissions--Drug	244	207	235
Alcohol Use: ER Treatment, then Discharged	279	263	321	Prison Admissions--DWI	7	9	8
Alcohol Use: ER Treatment, then Admitted	409	320	374	DEMOGRAPHICS			
Alcohol Use: Admitted without ER Services	329	269	298		2021	2020	2019
Drug Use: ER Treatment, then Discharged	669	578	616	Population Estimate	103,518	103,537	109,916
Drug Use: ER Treatment, then Admitted	829	557	656	Labor Force	46,779	46,939	46,968
Drug Use: Admitted without ER Services	686	447	563	Employed	44,558	43,965	44,751
Mental: ER Treatment, then Discharged	5,937	4,295	6,977	Unemployed	2,221	2,974	2,217
Mental: ER Treatment, then Admitted	2,379	1,327	2,603	Unemployment Rate	4.7%	6.3%	4.7%
Mental: Admitted without ER Services	2,138	1,466	3,185	Poverty Estimate, individuals of all ages	Unavailable	21,681	22,321
IMPAIRED DRIVING				Poverty Estimate, children under age 18	Unavailable	6,471	7,446
Alcohol Involved Fatal Crashes	5	2	3	Median Household Income	Inapplicable		
Alcohol Involved Injury Crashes	48	47	39	POLICE REPORTS ²			
Alcohol Involved Property Damage Crashes	74	55	54		2021	2020	2019
Killed in Alcohol Involved Crashes	5	2	3	DUI Arrests, DWI Tracking System	347	305	351
Injured in Alcohol Involved Crashes	72	76	52	Liquor Law Arrests	4	0	7
Drug Involved Fatal Crashes	2	0	5	Drug Arrests	379	394	460
Drug Involved Injury Crashes	13	15	10	Violent Offenses	427	290	430
Drug Involved Property Damage Crashes	22	15	13	Domestic Violence Reports	706	1,052	923
Killed in Drug Involved Crashes	2	0	5	Property Offenses	1,881	2,694	2,696
Injured in Drug Involved Crashes	14	20	15	Footnotes			
				¹	Hospital counts for alcohol, drug, and mental disorders are based on ICD-10 diagnosis codes. Beginning with 2020 data, individuals are counted for each hospital encounter they have during the calendar year.		
				²	In 2019 the National Incident Based Reporting System (NIPRS) replaced the Uniform Crime Reporting (UCR) system for Missouri crime and arrest reports. NIPRS data might not be fully comparable to the UCR.		
				³	DSS Children's Division reports do not encompass all reasons for removal but document adverse conditions present. Multiple conditions and factors are often considered when a child is placed out of the home. Only the parental substance use conditions are included in this profile.		

SUBSTANCE USE SERVICE AREA 20



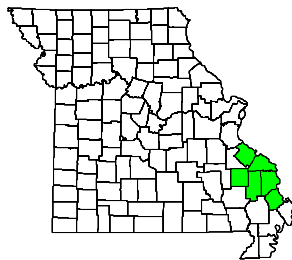
BIRTHS AND DEATHS	2021	2020	2019	SCHOOL REPORTS	2020-21	2019-20	2018-19
Resident Births	918	949	998	Enrollment Grades K-12	11,950	12,240	12,463
Resident Deaths (total)	1,334	1,417	1,061	School Discipline Involving Alcohol	0	3	1
COVID-19 Deaths	148	148		School Discipline Involving Drugs	0	5	9
Suicide	10	9	19	School Discipline Involving Tobacco	0	2	0
Homicide	6	20	9	Enrollment Grades 9-12	3,558	3,557	3,577
Alcohol Induced Deaths	10	10	7	Dropouts	34	17	35
Drug Induced Deaths	17	18	7				
Smoking Attributable Deaths	226	250	221				
				JUVENILE COURT REFERRALS	2021	2020	2019
HOSPITAL AND EMERGENCY ROOM ¹	2020	2019	2018	Child Abuse	38	35	71
Principal Disorder				Child Neglect	322	325	561
Alcohol Use: ER Treatment, then Discharged	104	90	70	Child Custody Issues	1	5	0
Alcohol Use: ER Treatment, then Admitted	16	10	24	Juvenile Violent Offenses	91	65	89
Alcohol Use: Admitted without ER Services	28	36	34	Juvenile Alcohol Offenses	1	2	1
Drug Use: ER Treatment, then Discharged	206	161	156	Juvenile Drug Offenses	40	21	25
Drug Use: ER Treatment, then Admitted	42	38	68	School Truancy	171	100	95
Drug Use: Admitted without ER Services	67	88	87	Absent from Home	32	13	32
Mental: ER Treatment, then Discharged	661	664	878	Beyond Parental Control	92	80	97
Mental: ER Treatment, then Admitted	191	113	237	Injurious Behavior	114	89	167
Mental: Admitted without ER Services	869	544	944				
Secondary Disorder				JUVENILE COURT PLACEMENTS ³	2021	2020	2019
Alcohol Use: ER Treatment, then Discharged	134	129	205	Total Out-of-Home Placements	160	191	276
Alcohol Use: ER Treatment, then Admitted	80	84	99	Parental Alcohol Use Reported	8	0	7
Alcohol Use: Admitted without ER Services	270	213	244	Parental Drug Use Reported	99	128	140
Drug Use: ER Treatment, then Discharged	465	391	441	Parental Alcohol and Drug Use Reported	2	0	0
Drug Use: ER Treatment, then Admitted	185	157	201				
Drug Use: Admitted without ER Services	606	426	551	CRIMINAL JUSTICE	FY 2022	FY 2021	FY 2020
Mental: ER Treatment, then Discharged	1,664	1,662	3,749	Drug Treatment Court Participants	134	116	138
Mental: ER Treatment, then Admitted	561	453	1,060	Probation/Parole Admissions--Drug	473	333	425
Mental: Admitted without ER Services	2,356	1,513	2,987	Probation/Parole Admissions--DWI	17	24	36
				Prison Admissions--Drug	183	112	174
				Prison Admissions--DWI	5	6	17
IMPAIRED DRIVING	2021	2020	2019	DEMOGRAPHICS	2021	2020	2019
Alcohol Involved Fatal Crashes	0	3	2	Population Estimate	71,526	72,629	75,192
Alcohol Involved Injury Crashes	24	19	21	Labor Force	31,120	32,017	31,990
Alcohol Involved Property Damage Crashes	43	36	22	Employed	29,339	29,875	30,434
Killed in Alcohol Involved Crashes	0	4	2	Unemployed	1,781	2,142	1,556
Injured in Alcohol Involved Crashes	28	23	31	Unemployment Rate	5.7%	6.7%	4.9%
Drug Involved Fatal Crashes	2	4	2	Poverty Estimate, individuals of all ages	Unavailable	16,339	18,635
Drug Involved Injury Crashes	13	3	9	Poverty Estimate, children under age 18	Unavailable	5,960	6,349
Drug Involved Property Damage Crashes	19	8	8	Median Household Income	Inapplicable		
Killed in Drug Involved Crashes	2	5	2				
Injured in Drug Involved Crashes	18	5	16				
POLICE REPORTS ²	2021	2020	2019				
DUI Arrests, DWI Tracking System	315	227	324				
Liquor Law Arrests	9	2	12				
Drug Arrests	325	276	380				
Violent Offenses	512	418	385				
Domestic Violence Reports	644	670	806				
Property Offenses	1,695	1,499	1,735				

¹ Hospital counts for alcohol, drug, and mental disorders are based on ICD-10 diagnosis codes. Beginning with 2020 data, individuals are counted for each hospital encounter they have during the calendar year.

² In 2019 the National Incident Based Reporting System (NIPRS) replaced the Uniform Crime Reporting (UCR) system for Missouri crime and arrest reports. NIPRS data might not be fully comparable to the UCR.

³ DSS Children's Division reports do not encompass all reasons for removal but document adverse conditions present. Multiple conditions and factors are often considered when a child is placed out of the home. Only the parental substance use conditions are included in this profile.

SUBSTANCE USE SERVICE AREA 21



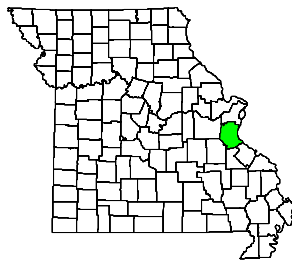
BIRTHS AND DEATHS	2021	2020	2019	SCHOOL REPORTS	2020-21	2019-20	2018-19
Resident Births	2,013	2,077	2,018	Enrollment Grades K-12	24,242	24,610	24,526
Resident Deaths (total)	2,362	2,502	1,940	School Discipline Involving Alcohol	0	1	14
COVID-19 Deaths	242	242		School Discipline Involving Drugs	31	29	46
Suicide	24	42	32	School Discipline Involving Tobacco	5	11	14
Homicide	4	8	9	Enrollment Grades 9-12	7,584	7,384	7,366
Alcohol Induced Deaths	8	13	8	Dropouts	116	54	113
Drug Induced Deaths	38	48	40	JUVENILE COURT REFERRALS	2021	2020	2019
Smoking Attributable Deaths	374	358	345	Child Abuse	46	45	64
HOSPITAL AND EMERGENCY ROOM ¹	2020	2019	2018	Child Neglect	473	298	403
Principal Disorder				Child Custody Issues	2	9	15
Alcohol Use: ER Treatment, then Discharged	431	326	336	Juvenile Violent Offenses	158	106	177
Alcohol Use: ER Treatment, then Admitted	33	33	79	Juvenile Alcohol Offenses	9	11	10
Alcohol Use: Admitted without ER Services	80	67	104	Juvenile Drug Offenses	43	29	32
Drug Use: ER Treatment, then Discharged	456	457	400	School Truancy	133	131	354
Drug Use: ER Treatment, then Admitted	28	33	30	Absent from Home	102	65	72
Drug Use: Admitted without ER Services	101	134	98	Beyond Parental Control	60	57	44
Mental: ER Treatment, then Discharged	1,863	1,631	2,158	Injurious Behavior	174	102	77
Mental: ER Treatment, then Admitted	206	183	272	JUVENILE COURT PLACEMENTS ³	2021	2020	2019
Mental: Admitted without ER Services	1,387	790	1,197	Total Out-of-Home Placements	333	249	332
Secondary Disorder				Parental Alcohol Use Reported	11	6	1
Alcohol Use: ER Treatment, then Discharged	457	453	539	Parental Drug Use Reported	193	159	194
Alcohol Use: ER Treatment, then Admitted	246	149	226	Parental Alcohol and Drug Use Reported	4	10	8
Alcohol Use: Admitted without ER Services	563	436	511	CRIMINAL JUSTICE	FY 2022	FY 2021	FY 2020
Drug Use: ER Treatment, then Discharged	1,714	1,485	1,020	Drug Treatment Court Participants	191	173	168
Drug Use: ER Treatment, then Admitted	245	233	329	Probation/Parole Admissions--Drug	682	515	727
Drug Use: Admitted without ER Services	1,021	700	872	Probation/Parole Admissions--DWI	39	27	47
Mental: ER Treatment, then Discharged	9,510	7,002	12,720	Prison Admissions--Drug	289	228	253
Mental: ER Treatment, then Admitted	1,496	760	2,190	Prison Admissions--DWI	19	10	17
Mental: Admitted without ER Services	4,417	2,631	5,708	DEMOGRAPHICS	2021	2020	2019
IMPAIRED DRIVING	2021	2020	2019	Population Estimate	180,671	180,358	178,402
Alcohol Involved Fatal Crashes	3	3	2	Labor Force	90,475	90,154	91,081
Alcohol Involved Injury Crashes	69	54	52	Employed	87,147	85,336	88,263
Alcohol Involved Property Damage Crashes	112	126	85	Unemployed	3,328	4,818	2,818
Killed in Alcohol Involved Crashes	3	3	1	Unemployment Rate	3.7%	5.3%	3.1%
Injured in Alcohol Involved Crashes	91	76	71	Poverty Estimate, individuals of all ages	Unavailable	22,181	24,763
Drug Involved Fatal Crashes	2	0	3	Poverty Estimate, children under age 18	Unavailable	6,582	7,685
Drug Involved Injury Crashes	15	13	17	Median Household Income	Inapplicable		
Drug Involved Property Damage Crashes	27	18	22	POLICE REPORTS ²	2021	2020	2019
Killed in Drug Involved Crashes	3	0	3	DUI Arrests, DWI Tracking System	601	550	577
Injured in Drug Involved Crashes	28	19	27	Liquor Law Arrests	21	15	73
				Drug Arrests	864	818	878
				Violent Offenses	827	830	637
				Domestic Violence Reports	1,167	1,288	1,431
				Property Offenses	2,869	3,019	3,436

¹ Hospital counts for alcohol, drug, and mental disorders are based on ICD-10 diagnosis codes. Beginning with 2020 data, individuals are counted for each hospital encounter they have during the calendar year.

² In 2019 the National Incident Based Reporting System (NIPRS) replaced the Uniform Crime Reporting (UCR) system for Missouri crime and arrest reports. NIPRS data might not be fully comparable to the UCR.

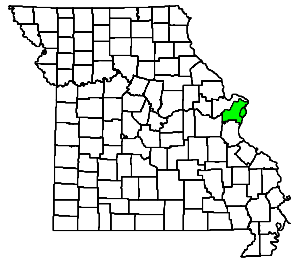
³ DSS Children's Division reports do not encompass all reasons for removal but document adverse conditions present. Multiple conditions and factors are often considered when a child is placed out of the home. Only the parental substance use conditions are included in this profile.

SUBSTANCE USE SERVICE AREA 22



BIRTHS AND DEATHS	2021	2020	2019	SCHOOL REPORTS	2020-21	2019-20	2018-19
Resident Births	2,414	2,387	2,507	Enrollment Grades K-12	32,598	33,217	33,336
Resident Deaths (total)	2,527	2,469	2,175	School Discipline Involving Alcohol	0	13	35
COVID-19 Deaths	200	200		School Discipline Involving Drugs	46	81	146
Suicide	50	65	55	School Discipline Involving Tobacco	0	0	2
Homicide	13	9	11	Enrollment Grades 9-12	10,456	10,283	10,256
Alcohol Induced Deaths	32	35	24	Dropouts	217	113	158
Drug Induced Deaths	129	115	103	JUVENILE COURT REFERRALS	2021	2020	2019
Smoking Attributable Deaths	375	370	371	Child Abuse	100	110	99
HOSPITAL AND EMERGENCY ROOM ¹	2020	2019	2018	Child Neglect	198	212	227
Principal Disorder				Child Custody Issues	68	88	77
Alcohol Use: ER Treatment, then Discharged	390	278	400	Juvenile Violent Offenses	252	204	277
Alcohol Use: ER Treatment, then Admitted	147	81	147	Juvenile Alcohol Offenses	21	14	32
Alcohol Use: Admitted without ER Services	65	58	79	Juvenile Drug Offenses	53	36	85
Drug Use: ER Treatment, then Discharged	418	467	632	School Truancy	140	95	177
Drug Use: ER Treatment, then Admitted	87	94	99	Absent from Home	105	88	121
Drug Use: Admitted without ER Services	88	111	131	Beyond Parental Control	60	67	108
Mental: ER Treatment, then Discharged	1,609	1,531	1,861	Injurious Behavior	84	61	134
Mental: ER Treatment, then Admitted	1,756	1,181	2,069	JUVENILE COURT PLACEMENTS ³	2021	2020	2019
Mental: Admitted without ER Services	753	440	780	Total Out-of-Home Placements	234	278	266
Secondary Disorder				Parental Alcohol Use Reported	7	2	7
Alcohol Use: ER Treatment, then Discharged	354	255	352	Parental Drug Use Reported	142	168	162
Alcohol Use: ER Treatment, then Admitted	1,040	760	946	Parental Alcohol and Drug Use Reported	5	13	9
Alcohol Use: Admitted without ER Services	253	231	266	CRIMINAL JUSTICE	FY 2022	FY 2021	FY 2020
Drug Use: ER Treatment, then Discharged	608	642	759	Drug Treatment Court Participants	65	60	67
Drug Use: ER Treatment, then Admitted	1,426	1,050	1,631	Probation/Parole Admissions--Drug	628	493	550
Drug Use: Admitted without ER Services	567	507	598	Probation/Parole Admissions--DWI	67	56	87
Mental: ER Treatment, then Discharged	2,541	2,026	7,292	Prison Admissions--Drug	177	167	178
Mental: ER Treatment, then Admitted	5,188	3,744	6,493	Prison Admissions--DWI	14	10	13
Mental: Admitted without ER Services	2,133	1,919	2,841	DEMOGRAPHICS	2021	2020	2019
IMPAIRED DRIVING	2021	2020	2019	Population Estimate	227,771	226,929	225,081
Alcohol Involved Fatal Crashes	10	8	8	Labor Force	117,556	116,774	118,177
Alcohol Involved Injury Crashes	59	73	63	Employed	112,790	109,655	114,498
Alcohol Involved Property Damage Crashes	121	110	113	Unemployed	4,766	7,119	3,679
Killed in Alcohol Involved Crashes	12	8	8	Unemployment Rate	4.1%	6.1%	3.1%
Injured in Alcohol Involved Crashes	82	106	99	Poverty Estimate, individuals of all ages	Unavailable	19,991	18,767
Drug Involved Fatal Crashes	7	9	12	Poverty Estimate, children under age 18	Unavailable	5,357	5,679
Drug Involved Injury Crashes	24	30	26	Median Household Income	Inapplicable		
Drug Involved Property Damage Crashes	33	38	47				
Killed in Drug Involved Crashes	7	10	12				
Injured in Drug Involved Crashes	39	51	43				
POLICE REPORTS ²	2021	2020	2019	¹ Hospital counts for alcohol, drug, and mental disorders are based on ICD-10 diagnosis codes. Beginning with 2020 data, individuals are counted for each hospital encounter they have during the calendar year.			
DUI Arrests, DWI Tracking System	800	684	766	² In 2019 the National Incident Based Reporting System (NIPRS) replaced the Uniform Crime Reporting (UCR) system for Missouri crime and arrest reports. NIPRS data might not be fully comparable to the UCR.			
Liquor Law Arrests	35	14	83	³ DSS Children's Division reports do not encompass all reasons for removal but document adverse conditions present. Multiple conditions and factors are often considered when a child is placed out of the home. Only the parental substance use conditions are included in this profile.			
Drug Arrests	611	707	1,138				
Violent Offenses	680	726	583				
Domestic Violence Reports	1,155	1,451	1,287				
Property Offenses	3,047	3,787	4,279				

SUBSTANCE USE SERVICE AREAS 23-25



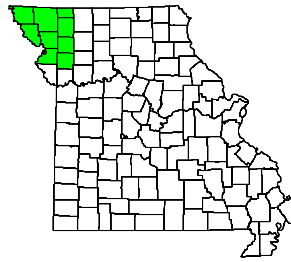
BIRTHS AND DEATHS	2021	2020	2019	SCHOOL REPORTS	2020-21	2019-20	2018-19
Resident Births	14,201	14,367	15,338	Enrollment Grades K-12	162,698	168,811	168,624
Resident Deaths (total)	14,793	16,168	13,335	School Discipline Involving Alcohol	0	41	27
COVID-19 Deaths	1,695	1,695		School Discipline Involving Drugs	54	300	325
Suicide	185	180	189	School Discipline Involving Tobacco	0	11	12
Homicide	335	382	292	Enrollment Grades 9-12	50,941	50,442	50,789
Alcohol Induced Deaths	180	169	127	Dropouts	916	993	1,387
Drug Induced Deaths	712	710	590				
Smoking Attributable Deaths	1,670	1,774	1,769				
				JUVENILE COURT REFERRALS	2021	2020	2019
				Child Abuse	417	303	336
				Child Neglect	967	1,053	1,177
				Child Custody Issues	262	230	222
				Juvenile Violent Offenses	702	645	1,089
				Juvenile Alcohol Offenses	20	23	31
				Juvenile Drug Offenses	172	164	257
				School Truancy	135	308	514
				Absent from Home	605	753	883
				Beyond Parental Control	24	25	109
				Injurious Behavior	47	38	67
				JUVENILE COURT PLACEMENTS ³	2021	2020	2019
				Total Out-of-Home Placements	701	678	757
				Parental Alcohol Use Reported	15	19	21
				Parental Drug Use Reported	286	221	230
				Parental Alcohol and Drug Use Reported	7	9	5
				CRIMINAL JUSTICE	FY 2022	FY 2021	FY 2020
				Drug Treatment Court Participants	527	659	888
				Probation/Parole Admissions--Drug	545	604	1,100
				Probation/Parole Admissions--DWI	93	62	114
				Prison Admissions--Drug	133	171	249
				Prison Admissions--DWI	6	7	12
				DEMOGRAPHICS	2021	2020	2019
				Population Estimate	1,290,497	1,303,366	1,294,781
				Labor Force	676,618	677,013	686,151
				Employed	643,356	631,235	663,833
				Unemployed	33,262	45,778	22,318
				Unemployment Rate	4.9%	6.8%	3.3%
				Poverty Estimate, individuals of all ages	Unavailable	148,886	149,712
				Poverty Estimate, children under age 18	Unavailable	40,470	41,482
				Median Household Income	Inapplicable		
HOSPITAL AND EMERGENCY ROOM ¹	2020	2019	2018				
Principal Disorder							
Alcohol Use: ER Treatment, then Discharged	3,605	3,001	3,678				
Alcohol Use: ER Treatment, then Admitted	1,347	884	1,386				
Alcohol Use: Admitted without ER Services	631	633	703				
Drug Use: ER Treatment, then Discharged	3,905	3,117	3,845				
Drug Use: ER Treatment, then Admitted	919	800	930				
Drug Use: Admitted without ER Services	774	786	1,079				
Mental: ER Treatment, then Discharged	10,628	9,505	12,741				
Mental: ER Treatment, then Admitted	9,310	6,229	10,714				
Mental: Admitted without ER Services	4,944	3,070	5,710				
Secondary Disorder							
Alcohol Use: ER Treatment, then Discharged	3,492	3,342	3,725				
Alcohol Use: ER Treatment, then Admitted	6,565	4,809	7,045				
Alcohol Use: Admitted without ER Services	2,110	2,045	2,310				
Drug Use: ER Treatment, then Discharged	8,443	8,479	7,885				
Drug Use: ER Treatment, then Admitted	9,397	6,819	10,236				
Drug Use: Admitted without ER Services	4,598	3,925	4,834				
Mental: ER Treatment, then Discharged	27,837	23,823	39,509				
Mental: ER Treatment, then Admitted	30,185	18,887	38,993				
Mental: Admitted without ER Services	15,020	11,364	16,653				
IMPAIRED DRIVING	2021	2020	2019				
Alcohol Involved Fatal Crashes	1	16	14				
Alcohol Involved Injury Crashes	268	247	264				
Alcohol Involved Property Damage Crashes	407	374	490				
Killed in Alcohol Involved Crashes	21	16	15				
Injured in Alcohol Involved Crashes	402	335	413				
Drug Involved Fatal Crashes	17	15	11				
Drug Involved Injury Crashes	96	111	91				
Drug Involved Property Damage Crashes	107	96	99				
Killed in Drug Involved Crashes	18	19	12				
Injured in Drug Involved Crashes	146	158	156				
POLICE REPORTS ²	2021	2020	2019				
DUI Arrests, DWI Tracking System	2,320	2,055	2,666				
Liquor Law Arrests	359	134	529				
Drug Arrests	5,169	4,731	7,311				
Violent Offenses	9,276	10,292	9,403				
Domestic Violence Reports	6,662	7,007	6,667				
Property Offenses	39,050	39,973	42,438				

¹ Hospital counts for alcohol, drug, and mental disorders are based on ICD-10 diagnosis codes. Beginning with 2020 data, individuals are counted for each hospital encounter they have during the calendar year.

² In 2019 the National Incident Based Reporting System (NIPRS) replaced the Uniform Crime Reporting (UCR) system for Missouri crime and arrest reports. NIPRS data might not be fully comparable to the UCR.

³ DSS Children's Division reports do not encompass all reasons for removal but document adverse conditions present. Multiple conditions and factors are often considered when a child is placed out of the home. Only the parental substance use conditions are included in this profile.

MENTAL HEALTH SERVICE AREA 1



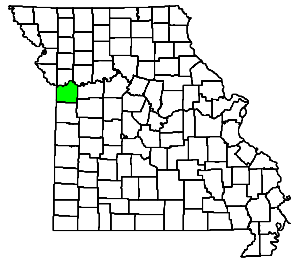
BIRTHS AND DEATHS	2021	2020	2019	SCHOOL REPORTS	2020-21	2019-20	2018-19
Resident Births	1,888	1,991	1,994	Enrollment Grades K-12	24,271	24,775	25,050
Resident Deaths (total)	2,170	2,325	1,868	School Discipline Involving Alcohol	0	8	17
COVID-19 Deaths	252	252		School Discipline Involving Drugs	34	51	64
Suicide	29	41	24	School Discipline Involving Tobacco	0	1	1
Homicide	11	11	6	Enrollment Grades 9-12	7,513	8,952	9,015
Alcohol Induced Deaths	33	16	20	Dropouts	266	96	172
Drug Induced Deaths	44	38	20				
Smoking Attributable Deaths	360	327	321				
				JUVENILE COURT REFERRALS	2021	2020	2019
HOSPITAL AND EMERGENCY ROOM ¹	2020	2019	2018	Child Abuse	129	111	126
Principal Disorder				Child Neglect	311	381	349
Alcohol Use: ER Treatment, then Discharged	488	300	399	Child Custody Issues	5	0	0
Alcohol Use: ER Treatment, then Admitted	145	96	130	Juvenile Violent Offenses	124	113	140
Alcohol Use: Admitted without ER Services	71	29	38	Juvenile Alcohol Offenses	27	5	20
Drug Use: ER Treatment, then Discharged	283	260	242	Juvenile Drug Offenses	22	11	41
Drug Use: ER Treatment, then Admitted	189	124	205	School Truancy	288	194	103
Drug Use: Admitted without ER Services	34	29	28	Absent from Home	160	179	232
Mental: ER Treatment, then Discharged	1,310	1,155	1,376	Beyond Parental Control	182	168	236
Mental: ER Treatment, then Admitted	1,307	898	1,600	Injurious Behavior	208	94	162
Mental: Admitted without ER Services	730	539	929				
Secondary Disorder				JUVENILE COURT PLACEMENTS ³	2021	2020	2019
Alcohol Use: ER Treatment, then Discharged	646	464	529	Total Out-of-Home Placements	165	164	181
Alcohol Use: ER Treatment, then Admitted	935	537	874	Parental Alcohol Use Reported	7	4	0
Alcohol Use: Admitted without ER Services	258	219	287	Parental Drug Use Reported	68	68	92
Drug Use: ER Treatment, then Discharged	1,263	1,281	1,537	Parental Alcohol and Drug Use Reported	3	3	2
Drug Use: ER Treatment, then Admitted	1,430	833	1,372				
Drug Use: Admitted without ER Services	437	417	373	CRIMINAL JUSTICE	FY 2022	FY 2021	FY 2020
Mental: ER Treatment, then Discharged	9,631	6,357	10,535	Drug Treatment Court Participants	279	291	305
Mental: ER Treatment, then Admitted	4,178	2,263	5,263	Probation/Parole Admissions--Drug	458	414	543
Mental: Admitted without ER Services	2,233	1,557	2,655	Probation/Parole Admissions--DWI	51	43	54
				Prison Admissions--Drug	194	201	228
				Prison Admissions--DWI	16	19	18
IMPAIRED DRIVING	2021	2020	2019	DEMOGRAPHICS	2021	2020	2019
Alcohol Involved Fatal Crashes	8	4	5	Population Estimate	173,016	173,703	178,232
Alcohol Involved Injury Crashes	76	81	54	Labor Force	88,252	89,560	90,791
Alcohol Involved Property Damage Crashes	115	94	99	Employed	85,003	85,320	88,055
Killed in Alcohol Involved Crashes	8	5	5	Unemployed	3,249	4,240	2,736
Injured in Alcohol Involved Crashes	104	121	78	Unemployment Rate	3.7%	4.7%	3.0%
Drug Involved Fatal Crashes	4	1	1	Poverty Estimate, individuals of all ages	Unavailable	20,408	23,440
Drug Involved Injury Crashes	27	31	27	Poverty Estimate, children under age 18	Unavailable	5,572	6,283
Drug Involved Property Damage Crashes	33	22	20	Median Household Income	Inapplicable		
Killed in Drug Involved Crashes	4	1	1				
Injured in Drug Involved Crashes	48	41	45				
POLICE REPORTS ²	2021	2020	2019				
DUI Arrests, DWI Tracking System	791	743	665				
Liquor Law Arrests	170	113	217				
Drug Arrests	542	540	717				
Violent Offenses	639	561	578				
Domestic Violence Reports	1,359	2,866	1,676				
Property Offenses	4,109	4,875	5,371				

¹ Hospital counts for alcohol, drug, and mental disorders are based on ICD-10 diagnosis codes. Beginning with 2020 data, individuals are counted for each hospital encounter they have during the calendar year.

² In 2019 the National Incident Based Reporting System (NIPRS) replaced the Uniform Crime Reporting (UCR) system for Missouri crime and arrest reports. NIPRS data might not be fully comparable to the UCR.

³ DSS Children's Division reports do not encompass all reasons for removal but document adverse conditions present. Multiple conditions and factors are often considered when a child is placed out of the home. Only the parental substance use conditions are included in this profile.

MENTAL HEALTH SERVICE AREAS 2-5



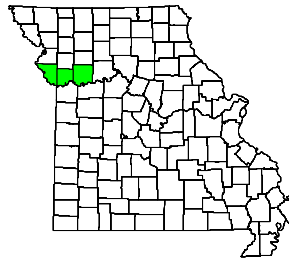
BIRTHS AND DEATHS	2021	2020	2019	SCHOOL REPORTS	2020-21	2019-20	2018-19
Resident Births	8,348	8,789	8,850	Enrollment Grades K-12	102,728	105,355	105,538
Resident Deaths (total)	7,850	7,537	6,467	School Discipline Involving Alcohol	0	36	36
COVID-19 Deaths	514	514		School Discipline Involving Drugs	59	255	246
Suicide	161	137	141	School Discipline Involving Tobacco	15	18	79
Homicide	186	178	160	Enrollment Grades 9-12	30,519	30,105	29,921
Alcohol Induced Deaths	143	149	94	Dropouts	579	594	873
Drug Induced Deaths	253	181	153				
Smoking Attributable Deaths	947	967	920				
				JUVENILE COURT REFERRALS	2021	2020	2019
				Child Abuse	257	285	509
				Child Neglect	827	874	924
				Child Custody Issues	191	259	401
				Juvenile Violent Offenses	377	305	399
				Juvenile Alcohol Offenses	2	1	4
				Juvenile Drug Offenses	63	28	67
				School Truancy	10	0	2
				Absent from Home	39	31	33
				Beyond Parental Control	2	4	2
				Injurious Behavior	26	14	23
				JUVENILE COURT PLACEMENTS ³	2021	2020	2019
				Total Out-of-Home Placements	681	750	877
				Parental Alcohol Use Reported	20	17	18
				Parental Drug Use Reported	340	321	320
				Parental Alcohol and Drug Use Reported	10	16	24
				CRIMINAL JUSTICE	FY 2022	FY 2021	FY 2020
				Drug Treatment Court Participants	1,534	1,615	1,629
				Probation/Parole Admissions--Drug	248	358	529
				Probation/Parole Admissions--DWI	56	73	106
				Prison Admissions--Drug	46	41	59
				Prison Admissions--DWI	16	17	16
				DEMOGRAPHICS	2021	2020	2019
				Population Estimate	716,862	717,243	703,011
				Labor Force	359,763	360,213	363,539
				Employed	340,103	334,471	350,008
				Unemployed	19,660	25,742	13,531
				Unemployment Rate	5.5%	7.1%	3.7%
				Poverty Estimate, individuals of all ages	Unavailable	86,479	94,823
				Poverty Estimate, children under age 18	Unavailable	26,612	31,367
				Median Household Income	Inapplicable		
HOSPITAL AND EMERGENCY ROOM ¹	2020	2019	2018				
Principal Disorder							
Alcohol Use: ER Treatment, then Discharged	4,501	2,848	4,210				
Alcohol Use: ER Treatment, then Admitted	494	320	560				
Alcohol Use: Admitted without ER Services	1,252	730	1,248				
Drug Use: ER Treatment, then Discharged	3,100	2,603	2,362				
Drug Use: ER Treatment, then Admitted	99	106	191				
Drug Use: Admitted without ER Services	741	579	703				
Mental: ER Treatment, then Discharged	8,320	5,396	6,419				
Mental: ER Treatment, then Admitted	267	240	709				
Mental: Admitted without ER Services	7,685	5,101	7,931				
Secondary Disorder							
Alcohol Use: ER Treatment, then Discharged	2,833	2,717	3,070				
Alcohol Use: ER Treatment, then Admitted	1,632	1,322	2,247				
Alcohol Use: Admitted without ER Services	3,926	2,959	3,548				
Drug Use: ER Treatment, then Discharged	4,379	3,495	3,665				
Drug Use: ER Treatment, then Admitted	2,552	2,260	2,880				
Drug Use: Admitted without ER Services	7,007	5,372	6,128				
Mental: ER Treatment, then Discharged	15,800	13,896	18,534				
Mental: ER Treatment, then Admitted	8,754	5,600	13,604				
Mental: Admitted without ER Services	16,386	11,326	17,882				
IMPAIRED DRIVING	2021	2020	2019				
Alcohol Involved Fatal Crashes	10	26	7				
Alcohol Involved Injury Crashes	337	304	288				
Alcohol Involved Property Damage Crashes	456	440	401				
Killed in Alcohol Involved Crashes	11	29	7				
Injured in Alcohol Involved Crashes	480	468	444				
Drug Involved Fatal Crashes	3	12	1				
Drug Involved Injury Crashes	117	109	97				
Drug Involved Property Damage Crashes	97	102	67				
Killed in Drug Involved Crashes	3	14	1				
Injured in Drug Involved Crashes	171	180	172				
POLICE REPORTS ²	2021	2020	2019				
DUI Arrests, DWI Tracking System	2,330	1,787	2,375				
Liquor Law Arrests	126	116	222				
Drug Arrests	1,588	1,892	2,790				
Violent Offenses	8,939	9,543	8,705				
Domestic Violence Reports	7,752	16,371	9,800				
Property Offenses	30,960	32,876	31,291				

¹ Hospital counts for alcohol, drug, and mental disorders are based on ICD-10 diagnosis codes. Beginning with 2020 data, individuals are counted for each hospital encounter they have during the calendar year.

² In 2019 the National Incident Based Reporting System (NIPRS) replaced the Uniform Crime Reporting (UCR) system for Missouri crime and arrest reports. NIPRS data might not be fully comparable to the UCR.

³ DSS Children's Division reports do not encompass all reasons for removal but document adverse conditions present. Multiple conditions and factors are often considered when a child is placed out of the home. Only the parental substance use conditions are included in this profile.

MENTAL HEALTH SERVICE AREA 6



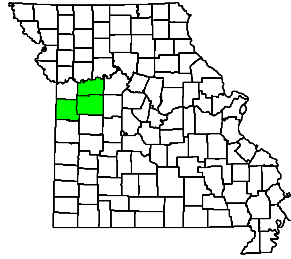
BIRTHS AND DEATHS	2021	2020	2019	SCHOOL REPORTS	2020-21	2019-20	2018-19
Resident Births	4,435	4,437	4,556	Enrollment Grades K-12	61,495	61,974	61,481
Resident Deaths (total)	3,506	3,433	2,889	School Discipline Involving Alcohol	0	19	9
COVID-19 Deaths	301	301		School Discipline Involving Drugs	63	186	252
Suicide	67	63	86	School Discipline Involving Tobacco	0	15	27
Homicide	17	17	16	Enrollment Grades 9-12	19,616	19,124	18,976
Alcohol Induced Deaths	55	47	43	Dropouts	143	126	129
Drug Induced Deaths	86	71	58				
Smoking Attributable Deaths	422	458	427				
				JUVENILE COURT REFERRALS	2021	2020	2019
				Child Abuse	35	43	28
				Child Neglect	367	248	309
				Child Custody Issues	17	13	14
				Juvenile Violent Offenses	184	161	211
				Juvenile Alcohol Offenses	20	9	18
				Juvenile Drug Offenses	66	57	118
				School Truancy	28	40	55
				Absent from Home	35	39	29
				Beyond Parental Control	17	16	24
				Injurious Behavior	49	79	102
				JUVENILE COURT PLACEMENTS ³	2021	2020	2019
				Total Out-of-Home Placements	106	92	83
				Parental Alcohol Use Reported	16	1	5
				Parental Drug Use Reported	41	29	35
				Parental Alcohol and Drug Use Reported	5	6	4
				CRIMINAL JUSTICE	FY 2022	FY 2021	FY 2020
				Drug Treatment Court Participants	189	166	190
				Probation/Parole Admissions--Drug	503	492	597
				Probation/Parole Admissions--DWI	75	82	85
				Prison Admissions--Drug	160	156	212
				Prison Admissions--DWI	22	25	24
				DEMOGRAPHICS	2021	2020	2019
				Population Estimate	387,095	384,123	377,384
				Labor Force	208,811	205,992	206,448
				Employed	198,879	193,682	200,572
				Unemployed	9,932	12,310	5,876
				Unemployment Rate	4.8%	6.0%	2.8%
				Poverty Estimate, individuals of all ages	Unavailable	27,264	29,997
				Poverty Estimate, children under age 18	Unavailable	7,414	9,501
				Median Household Income	Inapplicable		
HOSPITAL AND EMERGENCY ROOM ¹	2020	2019	2018				
Principal Disorder							
Alcohol Use: ER Treatment, then Discharged	1,139	816	1,025				
Alcohol Use: ER Treatment, then Admitted	79	42	196				
Alcohol Use: Admitted without ER Services	499	300	302				
Drug Use: ER Treatment, then Discharged	588	525	504				
Drug Use: ER Treatment, then Admitted	16	22	55				
Drug Use: Admitted without ER Services	145	148	135				
Mental: ER Treatment, then Discharged	3,556	2,353	2,688				
Mental: ER Treatment, then Admitted	48	54	272				
Mental: Admitted without ER Services	3,217	2,316	3,350				
Secondary Disorder							
Alcohol Use: ER Treatment, then Discharged	889	671	774				
Alcohol Use: ER Treatment, then Admitted	218	165	619				
Alcohol Use: Admitted without ER Services	1,734	1,348	1,208				
Drug Use: ER Treatment, then Discharged	1,361	1,155	1,248				
Drug Use: ER Treatment, then Admitted	241	193	803				
Drug Use: Admitted without ER Services	2,561	2,081	1,714				
Mental: ER Treatment, then Discharged	4,472	4,079	6,305				
Mental: ER Treatment, then Admitted	1,531	1,018	5,297				
Mental: Admitted without ER Services	9,426	7,004	7,853				
IMPAIRED DRIVING	2021	2020	2019				
Alcohol Involved Fatal Crashes	4	3	6				
Alcohol Involved Injury Crashes	99	114	85				
Alcohol Involved Property Damage Crashes	208	168	174				
Killed in Alcohol Involved Crashes	4	3	6				
Injured in Alcohol Involved Crashes	129	143	119				
Drug Involved Fatal Crashes	2	4	3				
Drug Involved Injury Crashes	19	26	25				
Drug Involved Property Damage Crashes	34	38	32				
Killed in Drug Involved Crashes	2	4	2				
Injured in Drug Involved Crashes	26	37	32				
POLICE REPORTS ²	2021	2020	2019				
DUI Arrests, DWI Tracking System	1,461	1,170	1,238				
Liquor Law Arrests	47	20	111				
Drug Arrests	770	948	1,529				
Violent Offenses	536	571	479				
Domestic Violence Reports	952	1,756	1,213				
Property Offenses	2,899	3,648	3,530				

¹ Hospital counts for alcohol, drug, and mental disorders are based on ICD-10 diagnosis codes. Beginning with 2020 data, individuals are counted for each hospital encounter they have during the calendar year.

² In 2019 the National Incident Based Reporting System (NIPRS) replaced the Uniform Crime Reporting (UCR) system for Missouri crime and arrest reports. NIPRS data might not be fully comparable to the UCR.

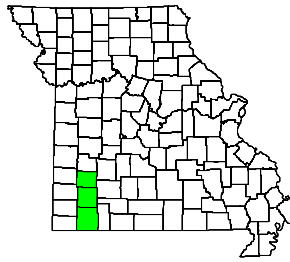
³ DSS Children's Division reports do not encompass all reasons for removal but document adverse conditions present. Multiple conditions and factors are often considered when a child is placed out of the home. Only the parental substance use conditions are included in this profile.

MENTAL HEALTH SERVICE AREA 7



BIRTHS AND DEATHS	2021	2020	2019	SCHOOL REPORTS	2020-21	2019-20	2018-19
Resident Births	2,229	2,118	2,260	Enrollment Grades K-12	29,193	29,830	29,832
Resident Deaths (total)	2,290	2,073	1,820	School Discipline Involving Alcohol	0	9	17
COVID-19 Deaths	157	157		School Discipline Involving Drugs	30	62	64
Suicide	38	37	48	School Discipline Involving Tobacco	0	4	8
Homicide	9	15	8	Enrollment Grades 9-12	9,307	9,124	9,106
Alcohol Induced Deaths	27	14	17	Dropouts	132	87	102
Drug Induced Deaths	38	25	28				
Smoking Attributable Deaths	285	299	292	JUVENILE COURT REFERRALS	2021	2020	2019
				Child Abuse	7	22	27
HOSPITAL AND EMERGENCY ROOM ¹	2020	2019	2018	Child Neglect	374	403	437
Principal Disorder				Child Custody Issues	66	44	32
Alcohol Use: ER Treatment, then Discharged	388	295	456	Juvenile Violent Offenses	244	174	219
Alcohol Use: ER Treatment, then Admitted	124	90	95	Juvenile Alcohol Offenses	13	5	6
Alcohol Use: Admitted without ER Services	155	113	134	Juvenile Drug Offenses	70	50	65
Drug Use: ER Treatment, then Discharged	272	254	275	School Truancy	97	82	157
Drug Use: ER Treatment, then Admitted	26	23	15	Absent from Home	147	78	112
Drug Use: Admitted without ER Services	67	56	60	Beyond Parental Control	132	119	102
Mental: ER Treatment, then Discharged	1,624	1,248	1,534	Injurious Behavior	200	236	193
Mental: ER Treatment, then Admitted	73	64	89				
Mental: Admitted without ER Services	1,417	1,046	1,672	JUVENILE COURT PLACEMENTS ³	2021	2020	2019
Secondary Disorder				Total Out-of-Home Placements	130	144	191
Alcohol Use: ER Treatment, then Discharged	460	472	462	Parental Alcohol Use Reported	5	4	1
Alcohol Use: ER Treatment, then Admitted	312	256	315	Parental Drug Use Reported	66	47	88
Alcohol Use: Admitted without ER Services	595	464	587	Parental Alcohol and Drug Use Reported	2	0	4
Drug Use: ER Treatment, then Discharged	571	534	513				
Drug Use: ER Treatment, then Admitted	338	378	367	CRIMINAL JUSTICE	FY 2022	FY 2021	FY 2020
Drug Use: Admitted without ER Services	894	792	849	Drug Treatment Court Participants	149	132	122
Mental: ER Treatment, then Discharged	4,146	3,780	3,473	Probation/Parole Admissions--Drug	456	451	435
Mental: ER Treatment, then Admitted	2,204	1,320	2,655	Probation/Parole Admissions--DWI	38	25	38
Mental: Admitted without ER Services	3,786	2,829	5,168	Prison Admissions--Drug	190	167	140
				Prison Admissions--DWI	17	10	16
IMPAIRED DRIVING	2021	2020	2019	DEMOGRAPHICS	2021	2020	2019
Alcohol Involved Fatal Crashes	6	5	3	Population Estimate	196,605	195,116	192,550
Alcohol Involved Injury Crashes	63	75	53	Labor Force	94,146	93,769	94,847
Alcohol Involved Property Damage Crashes	102	103	93	Employed	90,301	88,710	91,814
Killed in Alcohol Involved Crashes	7	5	3	Unemployed	3,845	5,059	3,033
Injured in Alcohol Involved Crashes	79	94	76	Unemployment Rate	4.1%	5.4%	3.2%
Drug Involved Fatal Crashes	3	5	4	Poverty Estimate, individuals of all ages	Unavailable	15,987	17,380
Drug Involved Injury Crashes	14	20	14	Poverty Estimate, children under age 18	Unavailable	4,720	5,289
Drug Involved Property Damage Crashes	15	19	25	Median Household Income	Inapplicable		
Killed in Drug Involved Crashes	3	5	4				
Injured in Drug Involved Crashes	23	33	19				
POLICE REPORTS ²	2021	2020	2019	¹ Hospital counts for alcohol, drug, and mental disorders are based on ICD-10 diagnosis codes. Beginning with 2020 data, individuals are counted for each hospital encounter they have during the calendar year.			
DUI Arrests, DWI Tracking System	684	575	740	² In 2019 the National Incident Based Reporting System (NIPRS) replaced the Uniform Crime Reporting (UCR) system for Missouri crime and arrest reports. NIPRS data might not be fully comparable to the UCR.			
Liquor Law Arrests	119	69	118	³ DSS Children's Division reports do not encompass all reasons for removal but document adverse conditions present. Multiple conditions and factors are often considered when a child is placed out of the home. Only the parental substance use conditions are included in this profile.			
Drug Arrests	586	691	830				
Violent Offenses	271	363	348				
Domestic Violence Reports	734	1,738	1,533				
Property Offenses	2,199	2,873	3,253				

MENTAL HEALTH SERVICE AREA 8A



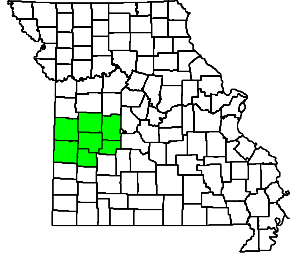
BIRTHS AND DEATHS	2021	2020	2019	SCHOOL REPORTS	2020-21	2019-20	2018-19
Resident Births	937	972	945	Enrollment Grades K-12	12,500	12,778	12,931
Resident Deaths (total)	1,200	1,204	1,027	School Discipline Involving Alcohol	0	3	5
COVID-19 Deaths	136	136		School Discipline Involving Drugs	8	23	26
Suicide	15	16	13	School Discipline Involving Tobacco	0	3	2
Homicide	2	1	1	Enrollment Grades 9-12	3,964	3,988	4,018
Alcohol Induced Deaths	18	12	5	Dropouts	43	20	17
Drug Induced Deaths	15	16	13				
Smoking Attributable Deaths	175	183	172				
				JUVENILE COURT REFERRALS	2021	2020	2019
				Child Abuse	11	49	56
				Child Neglect	321	189	115
				Child Custody Issues	151	133	99
				Juvenile Violent Offenses	110	53	89
				Juvenile Alcohol Offenses	0	2	1
				Juvenile Drug Offenses	31	7	13
				School Truancy	4	11	32
				Absent from Home	44	60	71
				Beyond Parental Control	42	32	48
				Injurious Behavior	41	53	97
				JUVENILE COURT PLACEMENTS ³	2021	2020	2019
				Total Out-of-Home Placements	136	148	122
				Parental Alcohol Use Reported	12	4	4
				Parental Drug Use Reported	64	55	51
				Parental Alcohol and Drug Use Reported	8	7	0
				CRIMINAL JUSTICE	FY 2022	FY 2021	FY 2020
				Drug Treatment Court Participants	141	146	149
				Probation/Parole Admissions--Drug	217	199	221
				Probation/Parole Admissions--DWI	27	19	15
				Prison Admissions--Drug	71	77	92
				Prison Admissions--DWI	9	4	5
				DEMOGRAPHICS	2021	2020	2019
				Population Estimate	80,632	80,088	81,705
				Labor Force	36,095	36,924	37,152
				Employed	34,585	34,677	35,863
				Unemployed	1,510	2,247	1,289
				Unemployment Rate	4.2%	6.1%	3.5%
				Poverty Estimate, individuals of all ages	Unavailable	12,430	13,795
				Poverty Estimate, children under age 18	Unavailable	4,252	4,851
				Median Household Income	Inapplicable		
HOSPITAL AND EMERGENCY ROOM ¹	2020	2019	2018				
Principal Disorder							
Alcohol Use: ER Treatment, then Discharged	203	178	244				
Alcohol Use: ER Treatment, then Admitted	84	67	94				
Alcohol Use: Admitted without ER Services	43	30	34				
Drug Use: ER Treatment, then Discharged	190	189	221				
Drug Use: ER Treatment, then Admitted	60	46	43				
Drug Use: Admitted without ER Services	41	30	36				
Mental: ER Treatment, then Discharged	570	565	669				
Mental: ER Treatment, then Admitted	288	228	298				
Mental: Admitted without ER Services	316	203	410				
Secondary Disorder							
Alcohol Use: ER Treatment, then Discharged	196	140	134				
Alcohol Use: ER Treatment, then Admitted	247	182	194				
Alcohol Use: Admitted without ER Services	140	136	152				
Drug Use: ER Treatment, then Discharged	266	200	208				
Drug Use: ER Treatment, then Admitted	354	286	295				
Drug Use: Admitted without ER Services	292	204	246				
Mental: ER Treatment, then Discharged	2,378	903	1,119				
Mental: ER Treatment, then Admitted	1,385	964	1,667				
Mental: Admitted without ER Services	1,118	892	1,335				
IMPAIRED DRIVING	2021	2020	2019				
Alcohol Involved Fatal Crashes	1	5	3				
Alcohol Involved Injury Crashes	34	37	26				
Alcohol Involved Property Damage Crashes	45	46	46				
Killed in Alcohol Involved Crashes	1	6	4				
Injured in Alcohol Involved Crashes	41	62	40				
Drug Involved Fatal Crashes	2	5	2				
Drug Involved Injury Crashes	8	9	5				
Drug Involved Property Damage Crashes	20	10	6				
Killed in Drug Involved Crashes	2	5	2				
Injured in Drug Involved Crashes	10	20	9				
POLICE REPORTS ²	2021	2020	2019				
DUI Arrests, DWI Tracking System	355	288	288				
Liquor Law Arrests	8	1	18				
Drug Arrests	171	262	404				
Violent Offenses	340	229	204				
Domestic Violence Reports	617	705	575				
Property Offenses	1,491	1,728	1,878				

¹ Hospital counts for alcohol, drug, and mental disorders are based on ICD-10 diagnosis codes. Beginning with 2020 data, individuals are counted for each hospital encounter they have during the calendar year.

² In 2019 the National Incident Based Reporting System (NIPRS) replaced the Uniform Crime Reporting (UCR) system for Missouri crime and arrest reports. NIPRS data might not be fully comparable to the UCR.

³ DSS Children's Division reports do not encompass all reasons for removal but document adverse conditions present. Multiple conditions and factors are often considered when a child is placed out of the home. Only the parental substance use conditions are included in this profile.

MENTAL HEALTH SERVICE AREA 8B



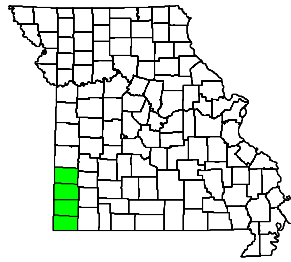
BIRTHS AND DEATHS	2021	2020	2019	SCHOOL REPORTS	2020-21	2019-20	2018-19
Resident Births	1,246	1,234	1,261	Enrollment Grades K-12	15,029	15,288	15,288
Resident Deaths (total)	1,876	1,749	1,596	School Discipline Involving Alcohol	6	6	6
COVID-19 Deaths	166	166		School Discipline Involving Drugs	16	27	40
Suicide	30	19	28	School Discipline Involving Tobacco	0	1	1
Homicide	3	7	4	Enrollment Grades 9-12	4,826	4,773	4,697
Alcohol Induced Deaths	18	18	12	Dropouts	54	23	37
Drug Induced Deaths	25	16	23				
Smoking Attributable Deaths	287	277	296				
				JUVENILE COURT REFERRALS	2021	2020	2019
HOSPITAL AND EMERGENCY ROOM ¹	2020	2019	2018	Child Abuse	93	87	118
Principal Disorder				Child Neglect	401	354	368
Alcohol Use: ER Treatment, then Discharged	255	228	205	Child Custody Issues	26	25	16
Alcohol Use: ER Treatment, then Admitted	33	24	68	Juvenile Violent Offenses	145	115	161
Alcohol Use: Admitted without ER Services	110	92	66	Juvenile Alcohol Offenses	8	20	6
Drug Use: ER Treatment, then Discharged	150	187	194	Juvenile Drug Offenses	40	29	39
Drug Use: ER Treatment, then Admitted	16	21	27	School Truancy	90	68	126
Drug Use: Admitted without ER Services	37	40	44	Absent from Home	62	79	58
Mental: ER Treatment, then Discharged	928	908	861	Beyond Parental Control	121	78	82
Mental: ER Treatment, then Admitted	144	170	293	Injurious Behavior	143	96	118
Mental: Admitted without ER Services	989	616	950				
Secondary Disorder				JUVENILE COURT PLACEMENTS ³	2021	2020	2019
Alcohol Use: ER Treatment, then Discharged	590	389	345	Total Out-of-Home Placements	152	109	102
Alcohol Use: ER Treatment, then Admitted	103	98	217	Parental Alcohol Use Reported	5	6	1
Alcohol Use: Admitted without ER Services	494	388	358	Parental Drug Use Reported	74	46	56
Drug Use: ER Treatment, then Discharged	856	483	511	Parental Alcohol and Drug Use Reported	3	1	3
Drug Use: ER Treatment, then Admitted	159	171	260				
Drug Use: Admitted without ER Services	670	581	506	CRIMINAL JUSTICE	FY 2022	FY 2021	FY 2020
Mental: ER Treatment, then Discharged	3,677	2,922	4,041	Drug Treatment Court Participants	70	79	84
Mental: ER Treatment, then Admitted	545	366	1,774	Probation/Parole Admissions--Drug	298	279	350
Mental: Admitted without ER Services	3,545	2,393	3,317	Probation/Parole Admissions--DWI	27	21	28
				Prison Admissions--Drug	121	114	143
				Prison Admissions--DWI	10	5	10
IMPAIRED DRIVING	2021	2020	2019	DEMOGRAPHICS	2021	2020	2019
Alcohol Involved Fatal Crashes	6	1	5	Population Estimate	110,293	108,886	111,292
Alcohol Involved Injury Crashes	34	38	33	Labor Force	48,048	47,383	47,658
Alcohol Involved Property Damage Crashes	49	47	45	Employed	46,045	44,790	45,750
Killed in Alcohol Involved Crashes	6	1	7	Unemployed	2,003	2,593	1,908
Injured in Alcohol Involved Crashes	47	48	48	Unemployment Rate	4.2%	5.5%	4.0%
Drug Involved Fatal Crashes	3	1	1	Poverty Estimate, individuals of all ages	Unavailable	17,739	18,990
Drug Involved Injury Crashes	7	5	7	Poverty Estimate, children under age 18	Unavailable	5,463	6,272
Drug Involved Property Damage Crashes	6	15	8	Median Household Income	Inapplicable		
Killed in Drug Involved Crashes	3	1	1				
Injured in Drug Involved Crashes	13	5	8				
POLICE REPORTS ²	2021	2020	2019				
DUI Arrests, DWI Tracking System	344	351	348				
Liquor Law Arrests	25	3	32				
Drug Arrests	263	315	497				
Violent Offenses	505	404	439				
Domestic Violence Reports	608	754	691				
Property Offenses	1,943	1,763	2,493				

¹ Hospital counts for alcohol, drug, and mental disorders are based on ICD-10 diagnosis codes. Beginning with 2020 data, individuals are counted for each hospital encounter they have during the calendar year.

² In 2019 the National Incident Based Reporting System (NIPRS) replaced the Uniform Crime Reporting (UCR) system for Missouri crime and arrest reports. NIPRS data might not be fully comparable to the UCR.

³ DSS Children's Division reports do not encompass all reasons for removal but document adverse conditions present. Multiple conditions and factors are often considered when a child is placed out of the home. Only the parental substance use conditions are included in this profile.

MENTAL HEALTH SERVICE AREA 9



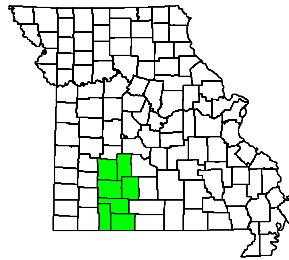
BIRTHS AND DEATHS	2021	2020	2019	SCHOOL REPORTS	2020-21	2019-20	2018-19
Resident Births	2,719	2,629	2,672	Enrollment Grades K-12	34,280	34,985	34,759
Resident Deaths (total)	2,835	2,715	2,302	School Discipline Involving Alcohol	0	20	26
COVID-19 Deaths	300	300		School Discipline Involving Drugs	33	67	61
Suicide	45	32	40	School Discipline Involving Tobacco	0	2	6
Homicide	13	13	6	Enrollment Grades 9-12	10,572	10,497	10,382
Alcohol Induced Deaths	34	20	21	Dropouts	339	185	217
Drug Induced Deaths	45	42	26				
Smoking Attributable Deaths	428	445	425				
				JUVENILE COURT REFERRALS	2021	2020	2019
				Child Abuse	29	28	57
				Child Neglect	536	417	575
				Child Custody Issues	2	5	17
				Juvenile Violent Offenses	161	109	225
				Juvenile Alcohol Offenses	15	41	34
				Juvenile Drug Offenses	54	39	86
				School Truancy	80	125	435
				Absent from Home	69	72	122
				Beyond Parental Control	63	63	92
				Injurious Behavior	95	73	247
				JUVENILE COURT PLACEMENTS ³	2021	2020	2019
				Total Out-of-Home Placements	426	399	479
				Parental Alcohol Use Reported	20	24	16
				Parental Drug Use Reported	210	177	215
				Parental Alcohol and Drug Use Reported	10	14	12
				CRIMINAL JUSTICE	FY 2022	FY 2021	FY 2020
				Drug Treatment Court Participants	301	265	252
				Probation/Parole Admissions--Drug	283	250	253
				Probation/Parole Admissions--DWI	83	79	81
				Prison Admissions--Drug	71	64	85
				Prison Admissions--DWI	18	21	17
				DEMOGRAPHICS	2021	2020	2019
				Population Estimate	217,582	216,277	214,155
				Labor Force	99,796	98,651	100,588
				Employed	96,047	93,130	97,448
				Unemployed	3,749	5,521	3,140
				Unemployment Rate	3.8%	5.6%	3.1%
				Poverty Estimate, individuals of all ages	Unavailable	31,989	35,679
				Poverty Estimate, children under age 18	Unavailable	9,874	12,294
				Median Household Income	Inapplicable		
IMPAIRED DRIVING	2021	2020	2019				
Alcohol Involved Fatal Crashes	8	6	8				
Alcohol Involved Injury Crashes	74	89	74				
Alcohol Involved Property Damage Crashes	114	134	118				
Killed in Alcohol Involved Crashes	9	6	9				
Injured in Alcohol Involved Crashes	105	120	99				
Drug Involved Fatal Crashes	6	3	3				
Drug Involved Injury Crashes	24	26	23				
Drug Involved Property Damage Crashes	34	33	17				
Killed in Drug Involved Crashes	8	3	3				
Injured in Drug Involved Crashes	42	39	31				
POLICE REPORTS ²	2021	2020	2019				
DUI Arrests, DWI Tracking System	1,200	1,142	1,069				
Liquor Law Arrests	58	28	95				
Drug Arrests	590	756	727				
Violent Offenses	799	716	641				
Domestic Violence Reports	1,464	3,266	2,620				
Property Offenses	6,691	6,411	6,854				

¹ Hospital counts for alcohol, drug, and mental disorders are based on ICD-10 diagnosis codes. Beginning with 2020 data, individuals are counted for each hospital encounter they have during the calendar year.

² In 2019 the National Incident Based Reporting System (NIPRS) replaced the Uniform Crime Reporting (UCR) system for Missouri crime and arrest reports. NIPRS data might not be fully comparable to the UCR.

³ DSS Children's Division reports do not encompass all reasons for removal but document adverse conditions present. Multiple conditions and factors are often considered when a child is placed out of the home. Only the parental substance use conditions are included in this profile.

MENTAL HEALTH SERVICE AREA 10



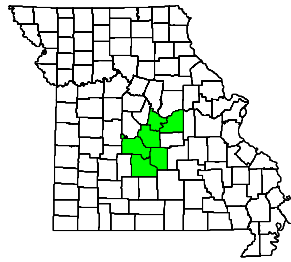
BIRTHS AND DEATHS	2021	2020	2019	SCHOOL REPORTS	2020-21	2019-20	2018-19
Resident Births	6,395	6,237	6,666	Enrollment Grades K-12	74,585	77,046	76,977
Resident Deaths (total)	7,060	6,604	5,716	School Discipline Involving Alcohol	20	52	96
COVID-19 Deaths	678	678		School Discipline Involving Drugs	129	199	292
Suicide	125	118	118	School Discipline Involving Tobacco	0	2	9
Homicide	42	42	16	Enrollment Grades 9-12	23,589	23,479	23,205
Alcohol Induced Deaths	107	90	77	Dropouts	236	185	332
Drug Induced Deaths	217	145	132				
Smoking Attributable Deaths	966	925	877				
				JUVENILE COURT REFERRALS	2021	2020	2019
HOSPITAL AND EMERGENCY ROOM ¹	2020	2019	2018	Child Abuse	180	198	207
Principal Disorder				Child Neglect	917	869	780
Alcohol Use: ER Treatment, then Discharged	2,148	1,531	2,197	Child Custody Issues	200	201	155
Alcohol Use: ER Treatment, then Admitted	1,254	635	1,420	Juvenile Violent Offenses	450	399	551
Alcohol Use: Admitted without ER Services	105	120	111	Juvenile Alcohol Offenses	22	18	26
Drug Use: ER Treatment, then Discharged	1,908	1,844	2,005	Juvenile Drug Offenses	118	103	165
Drug Use: ER Treatment, then Admitted	280	247	451	School Truancy	18	22	33
Drug Use: Admitted without ER Services	168	208	179	Absent from Home	98	148	112
Mental: ER Treatment, then Discharged	4,441	4,538	5,053	Beyond Parental Control	57	63	89
Mental: ER Treatment, then Admitted	4,003	2,474	4,054	Injurious Behavior	422	469	610
Mental: Admitted without ER Services	2,291	1,365	2,574				
Secondary Disorder				JUVENILE COURT PLACEMENTS ³	2021	2020	2019
Alcohol Use: ER Treatment, then Discharged	1,402	988	900	Total Out-of-Home Placements	752	828	683
Alcohol Use: ER Treatment, then Admitted	2,481	1,725	2,289	Parental Alcohol Use Reported	58	51	37
Alcohol Use: Admitted without ER Services	709	594	619	Parental Drug Use Reported	405	383	322
Drug Use: ER Treatment, then Discharged	2,302	1,803	1,810	Parental Alcohol and Drug Use Reported	17	34	19
Drug Use: ER Treatment, then Admitted	4,381	2,941	3,952				
Drug Use: Admitted without ER Services	1,587	1,394	1,476	CRIMINAL JUSTICE	FY 2022	FY 2021	FY 2020
Mental: ER Treatment, then Discharged	19,140	7,889	9,826	Drug Treatment Court Participants	777	908	1,204
Mental: ER Treatment, then Admitted	12,257	8,492	16,777	Probation/Parole Admissions--Drug	915	936	1,041
Mental: Admitted without ER Services	5,601	4,524	6,377	Probation/Parole Admissions--DWI	115	148	174
				Prison Admissions--Drug	320	336	412
				Prison Admissions--DWI	48	33	50
IMPAIRED DRIVING	2021	2020	2019	DEMOGRAPHICS	2021	2020	2019
Alcohol Involved Fatal Crashes	15	19	7	Population Estimate	569,418	563,323	558,180
Alcohol Involved Injury Crashes	206	215	196	Labor Force	277,780	274,073	276,522
Alcohol Involved Property Damage Crashes	328	292	338	Employed	266,789	257,091	267,705
Killed in Alcohol Involved Crashes	18	22	9	Unemployed	10,991	16,982	8,817
Injured in Alcohol Involved Crashes	303	305	274	Unemployment Rate	4.0%	6.2%	3.2%
Drug Involved Fatal Crashes	8	4	4	Poverty Estimate, individuals of all ages	Unavailable	76,263	76,611
Drug Involved Injury Crashes	83	81	57	Poverty Estimate, children under age 18	Unavailable	20,576	19,591
Drug Involved Property Damage Crashes	98	112	91	Median Household Income	Inapplicable		
Killed in Drug Involved Crashes	9	4	5				
Injured in Drug Involved Crashes	134	120	88				
POLICE REPORTS ²	2021	2020	2019				
DUI Arrests, DWI Tracking System	1,800	1,674	2,001				
Liquor Law Arrests	265	175	281				
Drug Arrests	1,236	2,103	3,132				
Violent Offenses	3,493	3,392	3,200				
Domestic Violence Reports	4,353	5,376	5,501				
Property Offenses	15,205	17,405	19,440				

¹ Hospital counts for alcohol, drug, and mental disorders are based on ICD-10 diagnosis codes. Beginning with 2020 data, individuals are counted for each hospital encounter they have during the calendar year.

² In 2019 the National Incident Based Reporting System (NIPRS) replaced the Uniform Crime Reporting (UCR) system for Missouri crime and arrest reports. NIPRS data might not be fully comparable to the UCR.

³ DSS Children's Division reports do not encompass all reasons for removal but document adverse conditions present. Multiple conditions and factors are often considered when a child is placed out of the home. Only the parental substance use conditions are included in this profile.

MENTAL HEALTH SERVICE AREA 11



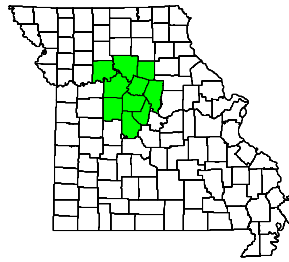
BIRTHS AND DEATHS	2021	2020	2019	SCHOOL REPORTS	2020-21	2019-20	2018-19
Resident Births	2,891	2,762	2,839	Enrollment Grades K-12	35,733	36,678	37,304
Resident Deaths (total)	2,997	2,923	2,473	School Discipline Involving Alcohol	0	17	23
COVID-19 Deaths	337	337		School Discipline Involving Drugs	78	77	113
Suicide	63	42	42	School Discipline Involving Tobacco	0	6	12
Homicide	11	13	9	Enrollment Grades 9-12	11,316	11,304	11,239
Alcohol Induced Deaths	28	34	24	Dropouts	232	123	200
Drug Induced Deaths	72	66	59				
Smoking Attributable Deaths	427	435	419				
				JUVENILE COURT REFERRALS	2021	2020	2019
				Child Abuse	229	249	334
				Child Neglect	627	498	542
				Child Custody Issues	253	227	139
				Juvenile Violent Offenses	148	134	175
				Juvenile Alcohol Offenses	13	16	16
				Juvenile Drug Offenses	64	35	58
				School Truancy	196	149	150
				Absent from Home	72	48	86
				Beyond Parental Control	85	83	54
				Injurious Behavior	364	243	362
				JUVENILE COURT PLACEMENTS ³	2021	2020	2019
				Total Out-of-Home Placements	287	289	313
				Parental Alcohol Use Reported	21	2	9
				Parental Drug Use Reported	132	133	139
				Parental Alcohol and Drug Use Reported	3	19	2
				CRIMINAL JUSTICE	FY 2022	FY 2021	FY 2020
				Drug Treatment Court Participants	224	239	284
				Probation/Parole Admissions--Drug	772	569	754
				Probation/Parole Admissions--DWI	49	52	66
				Prison Admissions--Drug	245	250	279
				Prison Admissions--DWI	7	14	16
				DEMOGRAPHICS	2021	2020	2019
				Population Estimate	248,878	247,952	250,614
				Labor Force	108,595	108,680	109,409
				Employed	104,377	102,409	105,120
				Unemployed	4,218	6,271	4,289
				Unemployment Rate	3.9%	5.8%	3.9%
				Poverty Estimate, individuals of all ages	Unavailable	28,802	30,523
				Poverty Estimate, children under age 18	Unavailable	8,197	8,879
				Median Household Income	Inapplicable		
HOSPITAL AND EMERGENCY ROOM ¹	2020	2019	2018				
Principal Disorder							
Alcohol Use: ER Treatment, then Discharged	524	435	527				
Alcohol Use: ER Treatment, then Admitted	126	105	149				
Alcohol Use: Admitted without ER Services	96	83	129				
Drug Use: ER Treatment, then Discharged	486	480	446				
Drug Use: ER Treatment, then Admitted	73	67	107				
Drug Use: Admitted without ER Services	104	66	133				
Mental: ER Treatment, then Discharged	2,056	1,817	2,164				
Mental: ER Treatment, then Admitted	929	705	1,036				
Mental: Admitted without ER Services	1,302	818	1,461				
Secondary Disorder							
Alcohol Use: ER Treatment, then Discharged	553	528	529				
Alcohol Use: ER Treatment, then Admitted	547	437	568				
Alcohol Use: Admitted without ER Services	536	464	535				
Drug Use: ER Treatment, then Discharged	882	685	790				
Drug Use: ER Treatment, then Admitted	746	640	831				
Drug Use: Admitted without ER Services	722	645	685				
Mental: ER Treatment, then Discharged	7,160	4,418	8,612				
Mental: ER Treatment, then Admitted	2,921	1,954	4,045				
Mental: Admitted without ER Services	3,577	2,646	4,812				
IMPAIRED DRIVING	2021	2020	2019				
Alcohol Involved Fatal Crashes	5	6	5				
Alcohol Involved Injury Crashes	102	106	96				
Alcohol Involved Property Damage Crashes	178	164	188				
Killed in Alcohol Involved Crashes	6	6	9				
Injured in Alcohol Involved Crashes	131	141	127				
Drug Involved Fatal Crashes	5	5	2				
Drug Involved Injury Crashes	23	29	17				
Drug Involved Property Damage Crashes	42	41	34				
Killed in Drug Involved Crashes	6	5	4				
Injured in Drug Involved Crashes	32	42	25				
POLICE REPORTS ²	2021	2020	2019				
DUI Arrests, DWI Tracking System	1,164	873	964				
Liquor Law Arrests	47	168	283				
Drug Arrests	906	1,112	2,124				
Violent Offenses	534	571	671				
Domestic Violence Reports	1,007	2,553	1,984				
Property Offenses	2,906	4,560	5,184				

¹ Hospital counts for alcohol, drug, and mental disorders are based on ICD-10 diagnosis codes. Beginning with 2020 data, individuals are counted for each hospital encounter they have during the calendar year.

² In 2019 the National Incident Based Reporting System (NIPRS) replaced the Uniform Crime Reporting (UCR) system for Missouri crime and arrest reports. NIPRS data might not be fully comparable to the UCR.

³ DSS Children's Division reports do not encompass all reasons for removal but document adverse conditions present. Multiple conditions and factors are often considered when a child is placed out of the home. Only the parental substance use conditions are included in this profile.

MENTAL HEALTH SERVICE AREA 12



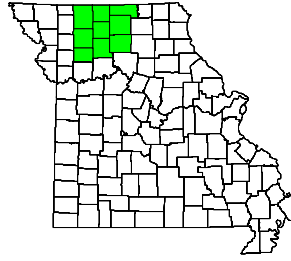
BIRTHS AND DEATHS	2021	2020	2019	SCHOOL REPORTS	2020-21	2019-20	2018-19
Resident Births	3,935	3,943	4,139	Enrollment Grades K-12	46,155	47,884	47,457
Resident Deaths (total)	3,693	3,768	3,128	School Discipline Involving Alcohol	7	15	34
COVID-19 Deaths	339	339		School Discipline Involving Drugs	24	52	44
Suicide	67	66	55	School Discipline Involving Tobacco	0	4	4
Homicide	22	19	21	Enrollment Grades 9-12	14,609	14,483	14,338
Alcohol Induced Deaths	41	26	32	Dropouts	199	138	228
Drug Induced Deaths	79	60	48				
Smoking Attributable Deaths	536	546	517				
				JUVENILE COURT REFERRALS	2021	2020	2019
				Child Abuse	130	193	182
				Child Neglect	386	471	514
				Child Custody Issues	105	105	69
				Juvenile Violent Offenses	302	299	365
				Juvenile Alcohol Offenses	7	17	17
				Juvenile Drug Offenses	91	74	107
				School Truancy	113	128	295
				Absent from Home	108	69	58
				Beyond Parental Control	182	164	233
				Injurious Behavior	683	578	741
				JUVENILE COURT PLACEMENTS ³	2021	2020	2019
				Total Out-of-Home Placements	358	333	413
				Parental Alcohol Use Reported	25	10	8
				Parental Drug Use Reported	158	135	133
				Parental Alcohol and Drug Use Reported	11	6	6
				CRIMINAL JUSTICE	FY 2022	FY 2021	FY 2020
				Drug Treatment Court Participants	404	419	405
				Probation/Parole Admissions--Drug	1,040	917	1,031
				Probation/Parole Admissions--DWI	97	62	86
				Prison Admissions--Drug	447	392	415
				Prison Admissions--DWI	26	21	19
				DEMOGRAPHICS	2021	2020	2019
				Population Estimate	356,955	354,335	350,885
				Labor Force	175,831	173,957	176,613
				Employed	169,750	165,527	171,500
				Unemployed	6,081	8,430	5,113
				Unemployment Rate	3.5%	4.8%	2.9%
				Poverty Estimate, individuals of all ages	Unavailable	44,227	52,211
				Poverty Estimate, children under age 18	Unavailable	11,636	12,548
				Median Household Income	Inapplicable		
HOSPITAL AND EMERGENCY ROOM ¹	2020	2019	2018				
Principal Disorder							
Alcohol Use: ER Treatment, then Discharged	821	655	852				
Alcohol Use: ER Treatment, then Admitted	391	168	377				
Alcohol Use: Admitted without ER Services	190	94	161				
Drug Use: ER Treatment, then Discharged	618	555	533				
Drug Use: ER Treatment, then Admitted	192	142	223				
Drug Use: Admitted without ER Services	100	80	98				
Mental: ER Treatment, then Discharged	2,688	2,610	3,359				
Mental: ER Treatment, then Admitted	1,458	984	1,718				
Mental: Admitted without ER Services	1,674	927	1,293				
Secondary Disorder							
Alcohol Use: ER Treatment, then Discharged	1,710	712	825				
Alcohol Use: ER Treatment, then Admitted	915	614	1,017				
Alcohol Use: Admitted without ER Services	736	461	645				
Drug Use: ER Treatment, then Discharged	1,865	1,298	1,250				
Drug Use: ER Treatment, then Admitted	1,279	937	1,329				
Drug Use: Admitted without ER Services	1,123	862	806				
Mental: ER Treatment, then Discharged	13,790	9,474	16,722				
Mental: ER Treatment, then Admitted	5,390	2,990	6,673				
Mental: Admitted without ER Services	6,535	3,795	7,059				
IMPAIRED DRIVING	2021	2020	2019				
Alcohol Involved Fatal Crashes	4	13	9				
Alcohol Involved Injury Crashes	105	94	100				
Alcohol Involved Property Damage Crashes	155	144	147				
Killed in Alcohol Involved Crashes	4	14	9				
Injured in Alcohol Involved Crashes	149	128	137				
Drug Involved Fatal Crashes	6	6	3				
Drug Involved Injury Crashes	20	28	22				
Drug Involved Property Damage Crashes	61	32	23				
Killed in Drug Involved Crashes	6	7	3				
Injured in Drug Involved Crashes	27	43	27				
POLICE REPORTS ²	2021	2020	2019				
DUI Arrests, DWI Tracking System	1,488	1,207	1,372				
Liquor Law Arrests	158	108	329				
Drug Arrests	1,334	1,396	2,011				
Violent Offenses	1,334	1,180	1,117				
Domestic Violence Reports	2,065	2,512	3,022				
Property Offenses	5,934	6,030	6,791				

¹ Hospital counts for alcohol, drug, and mental disorders are based on ICD-10 diagnosis codes. Beginning with 2020 data, individuals are counted for each hospital encounter they have during the calendar year.

² In 2019 the National Incident Based Reporting System (NIPRS) replaced the Uniform Crime Reporting (UCR) system for Missouri crime and arrest reports. NIPRS data might not be fully comparable to the UCR.

³ DSS Children's Division reports do not encompass all reasons for removal but document adverse conditions present. Multiple conditions and factors are often considered when a child is placed out of the home. Only the parental substance use conditions are included in this profile.

MENTAL HEALTH SERVICE AREA 13



BIRTHS AND DEATHS

	2021	2020	2019
Resident Births	872	915	909
Resident Deaths (total)	1,138	1,128	948
COVID-19 Deaths	143	143	
Suicide	17	25	23
Homicide	1	2	1
Alcohol Induced Deaths	6	8	5
Drug Induced Deaths	12	10	8
Smoking Attributable Deaths	163	157	161

SCHOOL REPORTS

	2020-21	2019-20	2018-19
Enrollment Grades K-12	11,211	11,470	11,537
School Discipline Involving Alcohol	0	0	2
School Discipline Involving Drugs	0	5	9
School Discipline Involving Tobacco	0	0	2
Enrollment Grades 9-12	3,689	3,610	3,570
Dropouts	19	5	21

HOSPITAL AND EMERGENCY ROOM ¹

Principal Disorder

	2020	2019	2018
Alcohol Use: ER Treatment, then Discharged	99	89	108
Alcohol Use: ER Treatment, then Admitted	23	9	13
Alcohol Use: Admitted without ER Services	40	34	26
Drug Use: ER Treatment, then Discharged	48	83	92
Drug Use: ER Treatment, then Admitted	14	18	21
Drug Use: Admitted without ER Services	14	20	30
Mental: ER Treatment, then Discharged	606	522	643
Mental: ER Treatment, then Admitted	144	127	184
Mental: Admitted without ER Services	482	345	590

Secondary Disorder

Alcohol Use: ER Treatment, then Discharged	182	161	237
Alcohol Use: ER Treatment, then Admitted	90	56	81
Alcohol Use: Admitted without ER Services	236	181	242
Drug Use: ER Treatment, then Discharged	192	221	247
Drug Use: ER Treatment, then Admitted	102	98	105
Drug Use: Admitted without ER Services	267	258	280
Mental: ER Treatment, then Discharged	1,256	1,117	2,043
Mental: ER Treatment, then Admitted	406	265	532
Mental: Admitted without ER Services	2,258	1,442	2,673

JUVENILE COURT REFERRALS

	2021	2020	2019
Child Abuse	73	35	36
Child Neglect	321	292	285
Child Custody Issues	9	14	14
Juvenile Violent Offenses	77	59	70
Juvenile Alcohol Offenses	14	7	15
Juvenile Drug Offenses	15	9	17
School Truancy	147	89	163
Absent from Home	20	33	32
Beyond Parental Control	21	14	16
Injurious Behavior	157	142	188

JUVENILE COURT PLACEMENTS ³

	2021	2020	2019
Total Out-of-Home Placements	132	111	133
Parental Alcohol Use Reported	7	6	8
Parental Drug Use Reported	58	30	51
Parental Alcohol and Drug Use Reported	4	2	1

CRIMINAL JUSTICE

	FY 2022	FY 2021	FY 2020
Drug Treatment Court Participants	122	120	113
Probation/Parole Admissions--Drug	323	267	332
Probation/Parole Admissions--DWI	32	29	36
Prison Admissions--Drug	146	143	160
Prison Admissions--DWI	13	10	12

IMPAIRED DRIVING

	2021	2020	2019
Alcohol Involved Fatal Crashes	3	2	1
Alcohol Involved Injury Crashes	27	24	27
Alcohol Involved Property Damage Crashes	24	39	36
Killed in Alcohol Involved Crashes	3	2	1
Injured in Alcohol Involved Crashes	39	27	40
Drug Involved Fatal Crashes	1	1	0
Drug Involved Injury Crashes	10	9	3
Drug Involved Property Damage Crashes	4	8	11
Killed in Drug Involved Crashes	1	1	0
Injured in Drug Involved Crashes	15	11	3

DEMOGRAPHICS

	2021	2020	2019
Population Estimate	75,912	75,695	77,049
Labor Force	35,361	35,977	36,004
Employed	33,957	34,319	34,773
Unemployed	1,404	1,658	1,231
Unemployment Rate	4.0%	4.6%	3.4%
Poverty Estimate, individuals of all ages	Unavailable	10,587	11,966
Poverty Estimate, children under age 18	Unavailable	3,607	4,166
Median Household Income	Inapplicable		

POLICE REPORTS ²

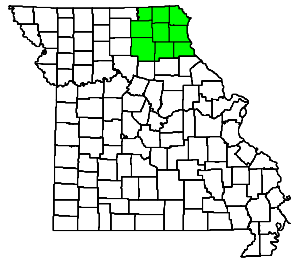
	2021	2020	2019
DUI Arrests, DWI Tracking System	353	312	281
Liquor Law Arrests	21	15	33
Drug Arrests	196	167	308
Violent Offenses	114	118	144
Domestic Violence Reports	260	484	475
Property Offenses	467	590	761

¹ Hospital counts for alcohol, drug, and mental disorders are based on ICD-10 diagnosis codes. Beginning with 2020 data, individuals are counted for each hospital encounter they have during the calendar year.

² In 2019 the National Incident Based Reporting System (NIPRS) replaced the Uniform Crime Reporting (UCR) system for Missouri crime and arrest reports. NIPRS data might not be fully comparable to the UCR.

³ DSS Children's Division reports do not encompass all reasons for removal but document adverse conditions present. Multiple conditions and factors are often considered when a child is placed out of the home. Only the parental substance use conditions are included in this profile.

MENTAL HEALTH SERVICE AREA 14



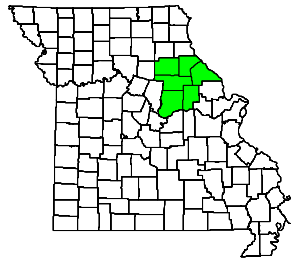
BIRTHS AND DEATHS	2021	2020	2019	SCHOOL REPORTS	2020-21	2019-20	2018-19
Resident Births	1,190	1,196	1,276	Enrollment Grades K-12	20,940	14,415	14,532
Resident Deaths (total)	1,456	1,375	1,202	School Discipline Involving Alcohol	0	3	6
COVID-19 Deaths	109	109		School Discipline Involving Drugs	6	15	19
Suicide	19	18	13	School Discipline Involving Tobacco	0	1	1
Homicide	3	1	3	Enrollment Grades 9-12	4,515	4,393	4,382
Alcohol Induced Deaths	8	10	5	Dropouts	34	15	35
Drug Induced Deaths	17	17	13				
Smoking Attributable Deaths	206	214	184				
				JUVENILE COURT REFERRALS	2021	2020	2019
				Child Abuse	40	31	27
				Child Neglect	237	207	325
				Child Custody Issues	6	2	11
				Juvenile Violent Offenses	72	38	61
				Juvenile Alcohol Offenses	2	11	13
				Juvenile Drug Offenses	25	11	20
				School Truancy	142	92	148
				Absent from Home	19	9	13
				Beyond Parental Control	119	85	98
				Injurious Behavior	173	140	213
				JUVENILE COURT PLACEMENTS ³	2021	2020	2019
				Total Out-of-Home Placements	253	174	246
				Parental Alcohol Use Reported	13	12	7
				Parental Drug Use Reported	118	83	114
				Parental Alcohol and Drug Use Reported	6	5	5
				CRIMINAL JUSTICE	FY 2022	FY 2021	FY 2020
				Drug Treatment Court Participants	148	130	144
				Probation/Parole Admissions--Drug	287	291	348
				Probation/Parole Admissions--DWI	14	11	17
				Prison Admissions--Drug	125	118	162
				Prison Admissions--DWI	1	3	1
				DEMOGRAPHICS	2021	2020	2019
				Population Estimate	104,124	104,099	105,014
				Labor Force	48,293	49,113	49,818
				Employed	46,495	46,726	48,126
				Unemployed	1,798	2,387	1,692
				Unemployment Rate	3.7%	4.9%	3.4%
				Poverty Estimate, individuals of all ages	Unavailable	14,702	15,564
				Poverty Estimate, children under age 18	Unavailable	4,403	4,484
				Median Household Income	Inapplicable		
HOSPITAL AND EMERGENCY ROOM ¹	2020	2019	2018				
Principal Disorder							
Alcohol Use: ER Treatment, then Discharged	191	134	189				
Alcohol Use: ER Treatment, then Admitted	18	22	25				
Alcohol Use: Admitted without ER Services	29	31	37				
Drug Use: ER Treatment, then Discharged	115	97	80				
Drug Use: ER Treatment, then Admitted	18	26	16				
Drug Use: Admitted without ER Services	12	12	21				
Mental: ER Treatment, then Discharged	558	578	731				
Mental: ER Treatment, then Admitted	125	145	182				
Mental: Admitted without ER Services	422	316	408				
Secondary Disorder							
Alcohol Use: ER Treatment, then Discharged	207	130	144				
Alcohol Use: ER Treatment, then Admitted	138	117	159				
Alcohol Use: Admitted without ER Services	189	166	176				
Drug Use: ER Treatment, then Discharged	304	146	152				
Drug Use: ER Treatment, then Admitted	176	160	161				
Drug Use: Admitted without ER Services	282	241	238				
Mental: ER Treatment, then Discharged	3,426	1,517	1,743				
Mental: ER Treatment, then Admitted	1,149	699	1,130				
Mental: Admitted without ER Services	1,952	1,195	2,273				
IMPAIRED DRIVING	2021	2020	2019				
Alcohol Involved Fatal Crashes	2	3	3				
Alcohol Involved Injury Crashes	33	38	30				
Alcohol Involved Property Damage Crashes	51	43	58				
Killed in Alcohol Involved Crashes	2	3	4				
Injured in Alcohol Involved Crashes	36	48	40				
Drug Involved Fatal Crashes	1	1	0				
Drug Involved Injury Crashes	8	13	10				
Drug Involved Property Damage Crashes	6	9	7				
Killed in Drug Involved Crashes	1	1	0				
Injured in Drug Involved Crashes	11	19	10				
POLICE REPORTS ²	2021	2020	2019				
DUI Arrests, DWI Tracking System	380	361	379				
Liquor Law Arrests	37	19	109				
Drug Arrests	476	518	610				
Violent Offenses	214	256	242				
Domestic Violence Reports	501	819	864				
Property Offenses	2,147	2,389	2,444				

¹ Hospital counts for alcohol, drug, and mental disorders are based on ICD-10 diagnosis codes. Beginning with 2020 data, individuals are counted for each hospital encounter they have during the calendar year.

² In 2019 the National Incident Based Reporting System (NIPRS) replaced the Uniform Crime Reporting (UCR) system for Missouri crime and arrest reports. NIPRS data might not be fully comparable to the UCR.

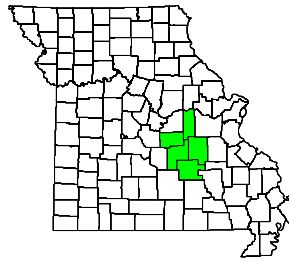
³ DSS Children's Division reports do not encompass all reasons for removal but document adverse conditions present. Multiple conditions and factors are often considered when a child is placed out of the home. Only the parental substance use conditions are included in this profile.

MENTAL HEALTH SERVICE AREA 15



BIRTHS AND DEATHS	2021	2020	2019	SCHOOL REPORTS	2020-21	2019-20	2018-19
Resident Births	1,280	1,263	1,303	Enrollment Grades K-12	13,792	14,163	14,146
Resident Deaths (total)	1,487	1,606	1,345	School Discipline Involving Alcohol	0	3	8
COVID-19 Deaths	147	147		School Discipline Involving Drugs	14	27	44
Suicide	24	26	23	School Discipline Involving Tobacco	0	0	1
Homicide	0	3	6	Enrollment Grades 9-12	4,465	4,497	4,482
Alcohol Induced Deaths	11	9	4	Dropouts	106	44	58
Drug Induced Deaths	31	22	25	JUVENILE COURT REFERRALS			
Smoking Attributable Deaths	220	252	217	2021	2020	2019	
HOSPITAL AND EMERGENCY ROOM ¹				JUVENILE COURT REFERRALS	2021	2020	2019
Principal Disorder				Child Abuse	29	15	56
Alcohol Use: ER Treatment, then Discharged	229	178	201	Child Neglect	266	179	207
Alcohol Use: ER Treatment, then Admitted	86	38	70	Child Custody Issues	13	20	16
Alcohol Use: Admitted without ER Services	23	35	41	Juvenile Violent Offenses	120	103	122
Drug Use: ER Treatment, then Discharged	152	131	182	Juvenile Alcohol Offenses	16	5	10
Drug Use: ER Treatment, then Admitted	39	37	61	Juvenile Drug Offenses	27	18	23
Drug Use: Admitted without ER Services	20	32	41	School Truancy	94	51	100
Mental: ER Treatment, then Discharged	968	931	1,046	Absent from Home	33	27	20
Mental: ER Treatment, then Admitted	664	427	586	Beyond Parental Control	116	126	132
Mental: Admitted without ER Services	670	400	537	Injurious Behavior	119	132	122
Secondary Disorder				JUVENILE COURT PLACEMENTS ³			
Alcohol Use: ER Treatment, then Discharged	245	560	319	2021	2020	2019	
Alcohol Use: ER Treatment, then Admitted	302	265	319	Total Out-of-Home Placements	194	139	153
Alcohol Use: Admitted without ER Services	206	150	174	Parental Alcohol Use Reported	12	2	3
Drug Use: ER Treatment, then Discharged	438	363	380	Parental Drug Use Reported	85	74	53
Drug Use: ER Treatment, then Admitted	488	318	427	Parental Alcohol and Drug Use Reported	6	3	4
Drug Use: Admitted without ER Services	309	304	338	CRIMINAL JUSTICE			
Mental: ER Treatment, then Discharged	3,164	2,584	3,883	FY 2022	FY 2021	FY 2020	
Mental: ER Treatment, then Admitted	2,258	1,353	2,658	Drug Treatment Court Participants	128	123	105
Mental: Admitted without ER Services	1,612	1,153	2,015	Probation/Parole Admissions--Drug	388	340	353
IMPAIRED DRIVING				Probation/Parole Admissions--DWI	35	24	35
Alcohol Involved Fatal Crashes	6	5	2	Prison Admissions--Drug	176	117	151
Alcohol Involved Injury Crashes	59	56	42	Prison Admissions--DWI	8	9	11
Alcohol Involved Property Damage Crashes	67	57	60	DEMOGRAPHICS			
Killed in Alcohol Involved Crashes	7	5	2	2021	2020	2019	
Injured in Alcohol Involved Crashes	85	74	53	Population Estimate	117,869	117,105	118,937
Drug Involved Fatal Crashes	2	4	3	Labor Force	54,126	54,420	54,844
Drug Involved Injury Crashes	10	16	13	Employed	52,163	51,679	53,072
Drug Involved Property Damage Crashes	13	20	10	Unemployed	1,963	2,741	1,772
Killed in Drug Involved Crashes	2	4	3	Unemployment Rate	3.6%	5.0%	3.2%
Injured in Drug Involved Crashes	12	20	20	Poverty Estimate, individuals of all ages	Unavailable	14,906	14,985
POLICE REPORTS ²				Poverty Estimate, children under age 18	Unavailable	4,550	4,747
DUI Arrests, DWI Tracking System	427	338	398	Median Household Income	Inapplicable		
Liquor Law Arrests	23	2	24	Footnotes			
Drug Arrests	616	631	819	1	Hospital counts for alcohol, drug, and mental disorders are based on ICD-10 diagnosis codes. Beginning with 2020 data, individuals are counted for each hospital encounter they have during the calendar year.		
Violent Offenses	291	233	288	2	In 2019 the National Incident Based Reporting System (NIPRS) replaced the Uniform Crime Reporting (UCR) system for Missouri crime and arrest reports. NIPRS data might not be fully comparable to the UCR.		
Domestic Violence Reports	775	1,363	1,308	3	DSS Children's Division reports do not encompass all reasons for removal but document adverse conditions present. Multiple conditions and factors are often considered when a child is placed out of the home. Only the parental substance use conditions are included in this profile.		
Property Offenses	1,482	1,928	2,230				

MENTAL HEALTH SERVICE AREA 17A



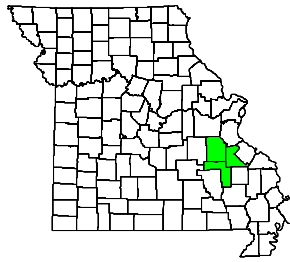
BIRTHS AND DEATHS	2021	2020	2019	SCHOOL REPORTS	2020-21	2019-20	2018-19
Resident Births	1,058	1,013	1,060	Enrollment Grades K-12	15,175	15,439	15,504
Resident Deaths (total)	1,640	1,643	1,370	School Discipline Involving Alcohol	0	24	21
COVID-19 Deaths	178	178		School Discipline Involving Drugs	24	17	19
Suicide	26	17	26	School Discipline Involving Tobacco	0	1	1
Homicide	11	11	10	Enrollment Grades 9-12	4,899	4,787	4,795
Alcohol Induced Deaths	20	11	11	Dropouts	60	52	49
Drug Induced Deaths	73	53	49				
Smoking Attributable Deaths	216	231	228				
				JUVENILE COURT REFERRALS	2021	2020	2019
HOSPITAL AND EMERGENCY ROOM ¹	2020	2019	2018	Child Abuse	78	92	85
Principal Disorder				Child Neglect	485	459	415
Alcohol Use: ER Treatment, then Discharged	268	221	270	Child Custody Issues	21	14	15
Alcohol Use: ER Treatment, then Admitted	53	44	78	Juvenile Violent Offenses	42	33	54
Alcohol Use: Admitted without ER Services	55	59	84	Juvenile Alcohol Offenses	11	6	8
Drug Use: ER Treatment, then Discharged	262	269	259	Juvenile Drug Offenses	12	8	20
Drug Use: ER Treatment, then Admitted	43	40	55	School Truancy	114	43	118
Drug Use: Admitted without ER Services	74	67	87	Absent from Home	18	18	27
Mental: ER Treatment, then Discharged	860	749	922	Beyond Parental Control	56	57	57
Mental: ER Treatment, then Admitted	492	458	567	Injurious Behavior	203	219	406
Mental: Admitted without ER Services	681	407	726				
Secondary Disorder				JUVENILE COURT PLACEMENTS ³	2021	2020	2019
Alcohol Use: ER Treatment, then Discharged	262	212	217	Total Out-of-Home Placements	243	271	280
Alcohol Use: ER Treatment, then Admitted	350	293	366	Parental Alcohol Use Reported	7	3	13
Alcohol Use: Admitted without ER Services	287	222	271	Parental Drug Use Reported	145	135	124
Drug Use: ER Treatment, then Discharged	506	395	327	Parental Alcohol and Drug Use Reported	5	11	7
Drug Use: ER Treatment, then Admitted	461	423	434				
Drug Use: Admitted without ER Services	485	328	430	CRIMINAL JUSTICE	FY 2022	FY 2021	FY 2020
Mental: ER Treatment, then Discharged	2,569	1,790	4,062	Drug Treatment Court Participants	90	98	104
Mental: ER Treatment, then Admitted	1,853	1,465	2,841	Probation/Parole Admissions--Drug	393	421	447
Mental: Admitted without ER Services	2,304	1,317	2,473	Probation/Parole Admissions--DWI	47	35	41
				Prison Admissions--Drug	184	155	181
				Prison Admissions--DWI	10	9	9
IMPAIRED DRIVING	2021	2020	2019	DEMOGRAPHICS	2021	2020	2019
Alcohol Involved Fatal Crashes	7	4	5	Population Estimate	105,373	105,133	107,469
Alcohol Involved Injury Crashes	38	49	37	Labor Force	48,718	48,494	48,693
Alcohol Involved Property Damage Crashes	76	72	54	Employed	46,779	45,923	47,004
Killed in Alcohol Involved Crashes	7	4	5	Unemployed	1,939	2,571	1,689
Injured in Alcohol Involved Crashes	47	60	53	Unemployment Rate	4.0%	5.3%	3.5%
Drug Involved Fatal Crashes	1	3	2	Poverty Estimate, individuals of all ages	Unavailable	16,086	16,542
Drug Involved Injury Crashes	16	12	10	Poverty Estimate, children under age 18	Unavailable	4,222	4,795
Drug Involved Property Damage Crashes	15	16	10	Median Household Income	Inapplicable		
Killed in Drug Involved Crashes	1	3	2				
Injured in Drug Involved Crashes	22	15	11				
POLICE REPORTS ²	2021	2020	2019				
DUI Arrests, DWI Tracking System	489	463	459				
Liquor Law Arrests	14	36	44				
Drug Arrests	549	734	834				
Violent Offenses	289	311	337				
Domestic Violence Reports	632	868	510				
Property Offenses	2,215	2,384	2,800				

¹ Hospital counts for alcohol, drug, and mental disorders are based on ICD-10 diagnosis codes. Beginning with 2020 data, individuals are counted for each hospital encounter they have during the calendar year.

² In 2019 the National Incident Based Reporting System (NIPRS) replaced the Uniform Crime Reporting (UCR) system for Missouri crime and arrest reports. NIPRS data might not be fully comparable to the UCR.

³ DSS Children's Division reports do not encompass all reasons for removal but document adverse conditions present. Multiple conditions and factors are often considered when a child is placed out of the home. Only the parental substance use conditions are included in this profile.

MENTAL HEALTH SERVICE AREA 17B



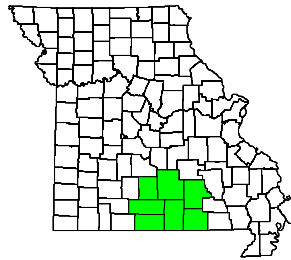
BIRTHS AND DEATHS	2021	2020	2019	SCHOOL REPORTS	2020-21	2019-20	2018-19
Resident Births	1,040	1,052	1,047	Enrollment Grades K-12	15,068	15,350	15,451
Resident Deaths (total)	1,615	1,530	1,244	School Discipline Involving Alcohol	0	6	8
COVID-19 Deaths	159	159		School Discipline Involving Drugs	5	20	15
Suicide	23	21	16	School Discipline Involving Tobacco	0	4	2
Homicide	4	11	6	Enrollment Grades 9-12	4,761	4,726	4,731
Alcohol Induced Deaths	19	10	3	Dropouts	58	21	42
Drug Induced Deaths	72	43	36				
Smoking Attributable Deaths	244	244	254				
				JUVENILE COURT REFERRALS	2021	2020	2019
				Child Abuse	17	13	19
				Child Neglect	149	92	197
				Child Custody Issues	1	0	0
				Juvenile Violent Offenses	112	84	235
				Juvenile Alcohol Offenses	9	12	5
				Juvenile Drug Offenses	18	9	17
				School Truancy	5	53	81
				Absent from Home	10	21	30
				Beyond Parental Control	39	29	47
				Injurious Behavior	16	45	73
				JUVENILE COURT PLACEMENTS ³	2021	2020	2019
				Total Out-of-Home Placements	250	126	214
				Parental Alcohol Use Reported	12	2	5
				Parental Drug Use Reported	142	54	121
				Parental Alcohol and Drug Use Reported	5	9	6
				CRIMINAL JUSTICE	FY 2022	FY 2021	FY 2020
				Drug Treatment Court Participants	129	113	97
				Probation/Parole Admissions--Drug	378	337	402
				Probation/Parole Admissions--DWI	18	24	32
				Prison Admissions--Drug	176	168	163
				Prison Admissions--DWI	7	6	12
				DEMOGRAPHICS	2021	2020	2019
				Population Estimate	100,451	99,914	102,070
				Labor Force	39,612	40,057	40,412
				Employed	37,639	37,231	38,803
				Unemployed	1,973	2,826	1,609
				Unemployment Rate	5.0%	7.1%	4.0%
				Poverty Estimate, individuals of all ages	Unavailable	16,234	17,516
				Poverty Estimate, children under age 18	Unavailable	4,498	4,981
				Median Household Income	Inapplicable		
HOSPITAL AND EMERGENCY ROOM ¹	2020	2019	2018				
Principal Disorder							
Alcohol Use: ER Treatment, then Discharged	273	210	244				
Alcohol Use: ER Treatment, then Admitted	46	31	39				
Alcohol Use: Admitted without ER Services	56	30	56				
Drug Use: ER Treatment, then Discharged	348	333	352				
Drug Use: ER Treatment, then Admitted	29	30	33				
Drug Use: Admitted without ER Services	91	106	85				
Mental: ER Treatment, then Discharged	1,588	1,228	1,526				
Mental: ER Treatment, then Admitted	321	316	568				
Mental: Admitted without ER Services	970	564	953				
Secondary Disorder							
Alcohol Use: ER Treatment, then Discharged	342	340	368				
Alcohol Use: ER Treatment, then Admitted	252	252	320				
Alcohol Use: Admitted without ER Services	300	261	308				
Drug Use: ER Treatment, then Discharged	1,255	1,233	922				
Drug Use: ER Treatment, then Admitted	448	404	492				
Drug Use: Admitted without ER Services	709	509	586				
Mental: ER Treatment, then Discharged	6,779	5,204	9,664				
Mental: ER Treatment, then Admitted	2,366	1,242	2,734				
Mental: Admitted without ER Services	2,413	1,406	2,823				
IMPAIRED DRIVING	2021	2020	2019				
Alcohol Involved Fatal Crashes	5	4	4				
Alcohol Involved Injury Crashes	28	40	24				
Alcohol Involved Property Damage Crashes	55	44	29				
Killed in Alcohol Involved Crashes	5	4	4				
Injured in Alcohol Involved Crashes	36	59	40				
Drug Involved Fatal Crashes	0	0	1				
Drug Involved Injury Crashes	14	13	11				
Drug Involved Property Damage Crashes	21	18	16				
Killed in Drug Involved Crashes	0	0	1				
Injured in Drug Involved Crashes	26	18	16				
POLICE REPORTS ²	2021	2020	2019				
DUI Arrests, DWI Tracking System	257	276	210				
Liquor Law Arrests	10	4	3				
Drug Arrests	387	349	563				
Violent Offenses	264	264	242				
Domestic Violence Reports	496	702	525				
Property Offenses	2,021	2,258	2,417				

¹ Hospital counts for alcohol, drug, and mental disorders are based on ICD-10 diagnosis codes. Beginning with 2020 data, individuals are counted for each hospital encounter they have during the calendar year.

² In 2019 the National Incident Based Reporting System (NIPRS) replaced the Uniform Crime Reporting (UCR) system for Missouri crime and arrest reports. NIPRS data might not be fully comparable to the UCR.

³ DSS Children's Division reports do not encompass all reasons for removal but document adverse conditions present. Multiple conditions and factors are often considered when a child is placed out of the home. Only the parental substance use conditions are included in this profile.

MENTAL HEALTH SERVICE AREA 18



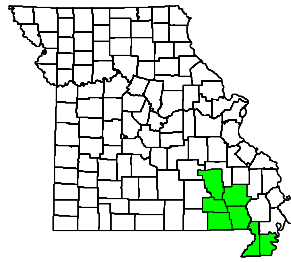
BIRTHS AND DEATHS	2021	2020	2019	SCHOOL REPORTS	2020-21	2019-20	2018-19
Resident Births	1,410	1,339	1,380	Enrollment Grades K-12	18,189	18,691	18,724
Resident Deaths (total)	2,087	1,935	1,669	School Discipline Involving Alcohol	0	20	8
COVID-19 Deaths	183	183		School Discipline Involving Drugs	0	22	30
Suicide	30	22	27	School Discipline Involving Tobacco	0	3	6
Homicide	1	14	4	Enrollment Grades 9-12	5,783	5,674	5,656
Alcohol Induced Deaths	20	18	15	Dropouts	33	5	14
Drug Induced Deaths	27	24	19				
Smoking Attributable Deaths	294	294	298				
				JUVENILE COURT REFERRALS	2021	2020	2019
HOSPITAL AND EMERGENCY ROOM ¹	2020	2019	2018	Child Abuse	104	79	85
Principal Disorder				Child Neglect	370	223	446
Alcohol Use: ER Treatment, then Discharged	264	226	229	Child Custody Issues	99	118	134
Alcohol Use: ER Treatment, then Admitted	69	52	85	Juvenile Violent Offenses	55	35	51
Alcohol Use: Admitted without ER Services	149	72	142	Juvenile Alcohol Offenses	5	15	18
Drug Use: ER Treatment, then Discharged	200	164	178	Juvenile Drug Offenses	18	22	22
Drug Use: ER Treatment, then Admitted	26	23	35	School Truancy	135	90	103
Drug Use: Admitted without ER Services	97	121	157	Absent from Home	58	38	27
Mental: ER Treatment, then Discharged	867	748	897	Beyond Parental Control	33	39	59
Mental: ER Treatment, then Admitted	210	143	198	Injurious Behavior	169	108	192
Mental: Admitted without ER Services	1,121	727	1,146				
Secondary Disorder				JUVENILE COURT PLACEMENTS ³	2021	2020	2019
Alcohol Use: ER Treatment, then Discharged	233	223	245	Total Out-of-Home Placements	293	199	287
Alcohol Use: ER Treatment, then Admitted	195	158	182	Parental Alcohol Use Reported	10	5	11
Alcohol Use: Admitted without ER Services	485	413	535	Parental Drug Use Reported	122	81	106
Drug Use: ER Treatment, then Discharged	324	326	393	Parental Alcohol and Drug Use Reported	9	5	13
Drug Use: ER Treatment, then Admitted	256	211	245				
Drug Use: Admitted without ER Services	651	623	739	CRIMINAL JUSTICE	FY 2022	FY 2021	FY 2020
Mental: ER Treatment, then Discharged	1,548	1,217	3,522	Drug Treatment Court Participants	162	113	159
Mental: ER Treatment, then Admitted	1,329	945	1,856	Probation/Parole Admissions--Drug	528	349	432
Mental: Admitted without ER Services	2,629	1,989	3,179	Probation/Parole Admissions--DWI	39	27	35
				Prison Admissions--Drug	176	141	134
				Prison Admissions--DWI	21	9	7
IMPAIRED DRIVING	2021	2020	2019	DEMOGRAPHICS	2021	2020	2019
Alcohol Involved Fatal Crashes	5	7	4	Population Estimate	119,823	118,107	124,858
Alcohol Involved Injury Crashes	59	54	42	Labor Force	48,570	48,438	48,773
Alcohol Involved Property Damage Crashes	46	69	58	Employed	46,275	45,158	46,513
Killed in Alcohol Involved Crashes	6	7	4	Unemployed	2,295	3,280	2,260
Injured in Alcohol Involved Crashes	91	76	54	Unemployment Rate	4.7%	6.8%	4.6%
Drug Involved Fatal Crashes	1	5	0	Poverty Estimate, individuals of all ages	Unavailable	23,522	25,119
Drug Involved Injury Crashes	9	9	8	Poverty Estimate, children under age 18	Unavailable	7,783	8,408
Drug Involved Property Damage Crashes	21	19	7	Median Household Income	Inapplicable		
Killed in Drug Involved Crashes	1	5	0				
Injured in Drug Involved Crashes	12	18	12				
POLICE REPORTS ²	2021	2020	2019				
DUI Arrests, DWI Tracking System	466	457	459				
Liquor Law Arrests	28	11	66				
Drug Arrests	323	765	887				
Violent Offenses	360	313	344				
Domestic Violence Reports	742	520	697				
Property Offenses	1,549	1,826	2,060				

¹ Hospital counts for alcohol, drug, and mental disorders are based on ICD-10 diagnosis codes. Beginning with 2020 data, individuals are counted for each hospital encounter they have during the calendar year.

² In 2019 the National Incident Based Reporting System (NIPRS) replaced the Uniform Crime Reporting (UCR) system for Missouri crime and arrest reports. NIPRS data might not be fully comparable to the UCR.

³ DSS Children's Division reports do not encompass all reasons for removal but document adverse conditions present. Multiple conditions and factors are often considered when a child is placed out of the home. Only the parental substance use conditions are included in this profile.

MENTAL HEALTH SERVICE AREA 19



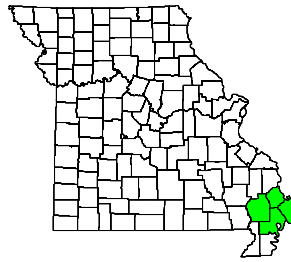
BIRTHS AND DEATHS	2021	2020	2019	SCHOOL REPORTS	2020-21	2019-20	2018-19
Resident Births	1,529	1,565	1,582	Enrollment Grades K-12	19,692	20,202	20,399
Resident Deaths (total)	2,213	2,179	1,741	School Discipline Involving Alcohol	6	10	7
COVID-19 Deaths	189	189		School Discipline Involving Drugs	18	26	37
Suicide	18	22	25	School Discipline Involving Tobacco	0	4	8
Homicide	10	19	11	Enrollment Grades 9-12	5,847	5,904	5,890
Alcohol Induced Deaths	22	16	15	Dropouts	87	63	73
Drug Induced Deaths	41	34	19				
Smoking Attributable Deaths	355	379	331				
				JUVENILE COURT REFERRALS	2021	2020	2019
				Child Abuse	30	25	58
				Child Neglect	593	427	660
				Child Custody Issues	5	18	15
				Juvenile Violent Offenses	162	122	184
				Juvenile Alcohol Offenses	11	4	5
				Juvenile Drug Offenses	54	25	28
				School Truancy	148	44	102
				Absent from Home	85	61	87
				Beyond Parental Control	75	84	95
				Injurious Behavior	59	58	125
				JUVENILE COURT PLACEMENTS ³	2021	2020	2019
				Total Out-of-Home Placements	347	304	412
				Parental Alcohol Use Reported	18	1	5
				Parental Drug Use Reported	210	195	219
				Parental Alcohol and Drug Use Reported	11	1	6
				CRIMINAL JUSTICE	FY 2022	FY 2021	FY 2020
				Drug Treatment Court Participants	250	229	255
				Probation/Parole Admissions--Drug	711	547	646
				Probation/Parole Admissions--DWI	21	22	30
				Prison Admissions--Drug	300	222	269
				Prison Admissions--DWI	8	6	12
				DEMOGRAPHICS	2021	2020	2019
				Population Estimate	117,992	118,648	125,827
				Labor Force	50,808	51,534	51,868
				Employed	48,051	48,003	49,316
				Unemployed	2,757	3,531	2,552
				Unemployment Rate	5.4%	6.9%	4.9%
				Poverty Estimate, individuals of all ages	Unavailable	28,005	28,819
				Poverty Estimate, children under age 18	Unavailable	9,275	10,078
				Median Household Income	Inapplicable		
HOSPITAL AND EMERGENCY ROOM ¹	2020	2019	2018				
Principal Disorder							
Alcohol Use: ER Treatment, then Discharged	238	201	179				
Alcohol Use: ER Treatment, then Admitted	64	50	71				
Alcohol Use: Admitted without ER Services	35	45	55				
Drug Use: ER Treatment, then Discharged	394	305	329				
Drug Use: ER Treatment, then Admitted	170	142	197				
Drug Use: Admitted without ER Services	90	86	121				
Mental: ER Treatment, then Discharged	1,366	1,272	1,729				
Mental: ER Treatment, then Admitted	752	468	801				
Mental: Admitted without ER Services	1,197	625	1,305				
Secondary Disorder							
Alcohol Use: ER Treatment, then Discharged	292	266	362				
Alcohol Use: ER Treatment, then Admitted	394	320	397				
Alcohol Use: Admitted without ER Services	382	306	369				
Drug Use: ER Treatment, then Discharged	721	607	710				
Drug Use: ER Treatment, then Admitted	886	596	730				
Drug Use: Admitted without ER Services	806	557	748				
Mental: ER Treatment, then Discharged	5,231	3,995	7,385				
Mental: ER Treatment, then Admitted	2,335	1,422	2,990				
Mental: Admitted without ER Services	2,887	1,895	3,945				
IMPAIRED DRIVING	2021	2020	2019				
Alcohol Involved Fatal Crashes	5	3	5				
Alcohol Involved Injury Crashes	54	43	38				
Alcohol Involved Property Damage Crashes	83	58	59				
Killed in Alcohol Involved Crashes	5	3	5				
Injured in Alcohol Involved Crashes	76	56	53				
Drug Involved Fatal Crashes	3	3	6				
Drug Involved Injury Crashes	17	10	10				
Drug Involved Property Damage Crashes	27	16	12				
Killed in Drug Involved Crashes	3	4	6				
Injured in Drug Involved Crashes	21	13	17				
POLICE REPORTS ²	2021	2020	2019				
DUI Arrests, DWI Tracking System	441	334	415				
Liquor Law Arrests	11	1	19				
Drug Arrests	462	485	665				
Violent Offenses	686	521	589				
Domestic Violence Reports	1,067	1,394	1,200				
Property Offenses	2,728	3,376	3,571				

¹ Hospital counts for alcohol, drug, and mental disorders are based on ICD-10 diagnosis codes. Beginning with 2020 data, individuals are counted for each hospital encounter they have during the calendar year.

² In 2019 the National Incident Based Reporting System (NIPRS) replaced the Uniform Crime Reporting (UCR) system for Missouri crime and arrest reports. NIPRS data might not be fully comparable to the UCR.

³ DSS Children's Division reports do not encompass all reasons for removal but document adverse conditions present. Multiple conditions and factors are often considered when a child is placed out of the home. Only the parental substance use conditions are included in this profile.

MENTAL HEALTH SERVICE AREA 20



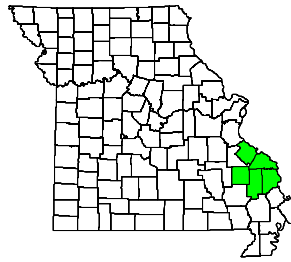
BIRTHS AND DEATHS	2021	2020	2019	SCHOOL REPORTS	2020-21	2019-20	2018-19
Resident Births	1,127	1,191	1,225	Enrollment Grades K-12	15,297	15,670	15,728
Resident Deaths (total)	1,553	1,573	1,270	School Discipline Involving Alcohol	0	2	5
COVID-19 Deaths	170	170		School Discipline Involving Drugs	5	17	25
Suicide	13	14	22	School Discipline Involving Tobacco	5	13	17
Homicide	7	11	8	Enrollment Grades 9-12	4,760	4,645	4,661
Alcohol Induced Deaths	8	3	4	Dropouts	28	14	31
Drug Induced Deaths	20	17	12				
Smoking Attributable Deaths	259	277	247				
				JUVENILE COURT REFERRALS	2021	2020	2019
HOSPITAL AND EMERGENCY ROOM ¹	2020	2019	2018	Child Abuse	46	31	58
Principal Disorder				Child Neglect	413	363	553
Alcohol Use: ER Treatment, then Discharged	217	170	147	Child Custody Issues	108	84	69
Alcohol Use: ER Treatment, then Admitted	17	19	24	Juvenile Violent Offenses	125	102	142
Alcohol Use: Admitted without ER Services	57	39	49	Juvenile Alcohol Offenses	2	4	4
Drug Use: ER Treatment, then Discharged	345	302	220	Juvenile Drug Offenses	40	31	31
Drug Use: ER Treatment, then Admitted	35	37	52	School Truancy	128	137	122
Drug Use: Admitted without ER Services	81	111	79	Absent from Home	38	17	20
Mental: ER Treatment, then Discharged	1,155	952	1,012	Beyond Parental Control	71	59	65
Mental: ER Treatment, then Admitted	155	101	224	Injurious Behavior	131	95	93
Mental: Admitted without ER Services	1,110	611	908				
Secondary Disorder				JUVENILE COURT PLACEMENTS ³	2021	2020	2019
Alcohol Use: ER Treatment, then Discharged	210	205	279	Total Out-of-Home Placements	253	246	357
Alcohol Use: ER Treatment, then Admitted	130	108	100	Parental Alcohol Use Reported	8	4	11
Alcohol Use: Admitted without ER Services	382	305	306	Parental Drug Use Reported	124	168	215
Drug Use: ER Treatment, then Discharged	855	743	598	Parental Alcohol and Drug Use Reported	3	7	21
Drug Use: ER Treatment, then Admitted	184	159	199				
Drug Use: Admitted without ER Services	864	556	663	CRIMINAL JUSTICE	FY 2022	FY 2021	FY 2020
Mental: ER Treatment, then Discharged	4,446	3,602	6,439	Drug Treatment Court Participants	122	132	124
Mental: ER Treatment, then Admitted	771	466	874	Probation/Parole Admissions--Drug	531	425	576
Mental: Admitted without ER Services	3,048	1,921	4,088	Probation/Parole Admissions--DWI	22	28	44
				Prison Admissions--Drug	237	188	240
				Prison Admissions--DWI	11	11	18
IMPAIRED DRIVING	2021	2020	2019	DEMOGRAPHICS	2021	2020	2019
Alcohol Involved Fatal Crashes	0	4	0	Population Estimate	94,892	95,527	97,561
Alcohol Involved Injury Crashes	26	41	30	Labor Force	47,286	47,294	47,090
Alcohol Involved Property Damage Crashes	49	65	27	Employed	45,256	44,651	45,162
Killed in Alcohol Involved Crashes	0	5	0	Unemployed	2,030	2,643	1,928
Injured in Alcohol Involved Crashes	33	71	38	Unemployment Rate	4.3%	5.6%	4.1%
Drug Involved Fatal Crashes	2	1	3	Poverty Estimate, individuals of all ages	Unavailable	15,503	18,867
Drug Involved Injury Crashes	12	11	13	Poverty Estimate, children under age 18	Unavailable	5,206	6,217
Drug Involved Property Damage Crashes	21	10	13	Median Household Income	Inapplicable		
Killed in Drug Involved Crashes	3	1	3				
Injured in Drug Involved Crashes	20	16	20				
POLICE REPORTS ²	2021	2020	2019				
DUI Arrests, DWI Tracking System	337	317	387				
Liquor Law Arrests	5	5	12				
Drug Arrests	496	480	552				
Violent Offenses	478	350	345				
Domestic Violence Reports	600	682	873				
Property Offenses	1,473	1,539	1,757				

¹ Hospital counts for alcohol, drug, and mental disorders are based on ICD-10 diagnosis codes. Beginning with 2020 data, individuals are counted for each hospital encounter they have during the calendar year.

² In 2019 the National Incident Based Reporting System (NIPRS) replaced the Uniform Crime Reporting (UCR) system for Missouri crime and arrest reports. NIPRS data might not be fully comparable to the UCR.

³ DSS Children's Division reports do not encompass all reasons for removal but document adverse conditions present. Multiple conditions and factors are often considered when a child is placed out of the home. Only the parental substance use conditions are included in this profile.

MENTAL HEALTH SERVICE AREA 21



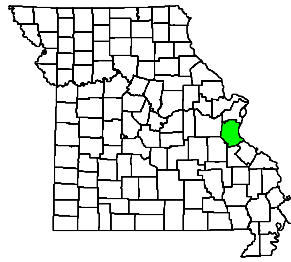
BIRTHS AND DEATHS	2021	2020	2019	SCHOOL REPORTS	2020-21	2019-20	2018-19
Resident Births	1,547	1,586	1,527	Enrollment Grades K-12	17,892	18,105	18,059
Resident Deaths (total)	1,779	1,939	1,480	School Discipline Involving Alcohol	0	1	11
COVID-19 Deaths	182	182		School Discipline Involving Drugs	26	16	31
Suicide	23	35	24	School Discipline Involving Tobacco	0	0	1
Homicide	2	6	5	Enrollment Grades 9-12	5,562	5,444	5,444
Alcohol Induced Deaths	6	13	6	Dropouts	110	45	95
Drug Induced Deaths	27	42	32				
Smoking Attributable Deaths	269	262	256				
				JUVENILE COURT REFERRALS	2021	2020	2019
				Child Abuse	45	43	60
				Child Neglect	384	186	319
				Child Custody Issues	2	9	15
				Juvenile Violent Offenses	97	49	105
				Juvenile Alcohol Offenses	8	9	10
				Juvenile Drug Offenses	26	16	26
				School Truancy	98	98	310
				Absent from Home	91	54	65
				Beyond Parental Control	35	33	28
				Injurious Behavior	133	69	65
				JUVENILE COURT PLACEMENTS ³	2021	2020	2019
				Total Out-of-Home Placements	283	195	257
				Parental Alcohol Use Reported	10	6	1
				Parental Drug Use Reported	164	113	140
				Parental Alcohol and Drug Use Reported	4	9	6
				CRIMINAL JUSTICE	FY 2022	FY 2021	FY 2020
				Drug Treatment Court Participants	126	96	87
				Probation/Parole Admissions--Drug	457	343	499
				Probation/Parole Admissions--DWI	32	19	35
				Prison Admissions--Drug	179	137	153
				Prison Admissions--DWI	12	8	12
				DEMOGRAPHICS	2021	2020	2019
				Population Estimate	142,831	142,349	140,122
				Labor Force	70,280	70,282	71,081
				Employed	67,737	66,522	68,970
				Unemployed	2,543	3,760	2,111
				Unemployment Rate	3.6%	5.3%	3.0%
				Poverty Estimate, individuals of all ages	Unavailable	16,693	18,033
				Poverty Estimate, children under age 18	Unavailable	4,532	5,185
				Median Household Income	Inapplicable		
HOSPITAL AND EMERGENCY ROOM ¹	2020	2019	2018				
Principal Disorder							
Alcohol Use: ER Treatment, then Discharged	333	251	274				
Alcohol Use: ER Treatment, then Admitted	30	27	68				
Alcohol Use: Admitted without ER Services	57	55	85				
Drug Use: ER Treatment, then Discharged	318	307	309				
Drug Use: ER Treatment, then Admitted	13	22	22				
Drug Use: Admitted without ER Services	68	92	71				
Mental: ER Treatment, then Discharged	1,361	1,215	1,717				
Mental: ER Treatment, then Admitted	160	155	198				
Mental: Admitted without ER Services	949	543	815				
Secondary Disorder							
Alcohol Use: ER Treatment, then Discharged	368	374	424				
Alcohol Use: ER Treatment, then Admitted	211	125	202				
Alcohol Use: Admitted without ER Services	398	307	378				
Drug Use: ER Treatment, then Discharged	1,272	1,104	769				
Drug Use: ER Treatment, then Admitted	189	192	257				
Drug Use: Admitted without ER Services	643	460	575				
Mental: ER Treatment, then Discharged	7,434	5,362	9,622				
Mental: ER Treatment, then Admitted	1,330	652	1,989				
Mental: Admitted without ER Services	2,976	1,794	3,847				
IMPAIRED DRIVING	2021	2020	2019				
Alcohol Involved Fatal Crashes	3	1	2				
Alcohol Involved Injury Crashes	61	36	44				
Alcohol Involved Property Damage Crashes	97	94	75				
Killed in Alcohol Involved Crashes	3	1	1				
Injured in Alcohol Involved Crashes	82	48	63				
Drug Involved Fatal Crashes	1	0	1				
Drug Involved Injury Crashes	12	10	13				
Drug Involved Property Damage Crashes	20	15	18				
Killed in Drug Involved Crashes	1	0	1				
Injured in Drug Involved Crashes	19	15	21				
POLICE REPORTS ²	2021	2020	2019				
DUI Arrests, DWI Tracking System	485	431	450				
Liquor Law Arrests	18	11	61				
Drug Arrests	610	523	501				
Violent Offenses	602	667	518				
Domestic Violence Reports	850	934	1,087				
Property Offenses	2,244	2,297	2,539				

¹ Hospital counts for alcohol, drug, and mental disorders are based on ICD-10 diagnosis codes. Beginning with 2020 data, individuals are counted for each hospital encounter they have during the calendar year.

² In 2019 the National Incident Based Reporting System (NIPRS) replaced the Uniform Crime Reporting (UCR) system for Missouri crime and arrest reports. NIPRS data might not be fully comparable to the UCR.

³ DSS Children's Division reports do not encompass all reasons for removal but document adverse conditions present. Multiple conditions and factors are often considered when a child is placed out of the home. Only the parental substance use conditions are included in this profile.

MENTAL HEALTH SERVICE AREA 22



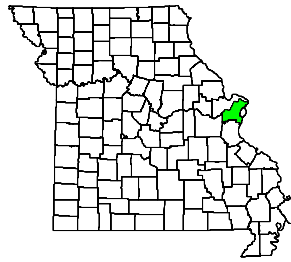
BIRTHS AND DEATHS	2021	2020	2019	SCHOOL REPORTS	2020-21	2019-20	2018-19
Resident Births	2,414	2,387	2,507	Enrollment Grades K-12	32,598	33,217	33,336
Resident Deaths (total)	2,527	2,469	2,175	School Discipline Involving Alcohol	0	13	35
COVID-19 Deaths	200	200		School Discipline Involving Drugs	46	81	146
Suicide	50	65	55	School Discipline Involving Tobacco	0	0	2
Homicide	13	9	11	Enrollment Grades 9-12	10,456	10,283	10,256
Alcohol Induced Deaths	32	35	24	Dropouts	217	113	158
Drug Induced Deaths	129	115	103				
Smoking Attributable Deaths	375	370	371				
HOSPITAL AND EMERGENCY ROOM ¹	2020	2019	2018	JUVENILE COURT REFERRALS	2021	2020	2019
Principal Disorder				Child Abuse	100	110	99
Alcohol Use: ER Treatment, then Discharged	390	278	400	Child Neglect	198	212	227
Alcohol Use: ER Treatment, then Admitted	147	81	147	Child Custody Issues	68	88	77
Alcohol Use: Admitted without ER Services	65	58	79	Juvenile Violent Offenses	252	204	277
Drug Use: ER Treatment, then Discharged	418	467	632	Juvenile Alcohol Offenses	21	14	32
Drug Use: ER Treatment, then Admitted	87	94	99	Juvenile Drug Offenses	53	36	85
Drug Use: Admitted without ER Services	88	111	131	School Truancy	140	95	177
Mental: ER Treatment, then Discharged	1,609	1,531	1,861	Absent from Home	105	88	121
Mental: ER Treatment, then Admitted	1,756	1,181	2,069	Beyond Parental Control	60	67	108
Mental: Admitted without ER Services	753	440	780	Injurious Behavior	84	61	134
Secondary Disorder				JUVENILE COURT PLACEMENTS ³	2021	2020	2019
Alcohol Use: ER Treatment, then Discharged	354	255	352	Total Out-of-Home Placements	234	278	266
Alcohol Use: ER Treatment, then Admitted	1,040	760	946	Parental Alcohol Use Reported	7	2	7
Alcohol Use: Admitted without ER Services	253	231	266	Parental Drug Use Reported	142	168	162
Drug Use: ER Treatment, then Discharged	608	642	759	Parental Alcohol and Drug Use Reported	5	13	9
Drug Use: ER Treatment, then Admitted	1,426	1,050	1,631	CRIMINAL JUSTICE	FY 2022	FY 2021	FY 2020
Drug Use: Admitted without ER Services	567	507	598	Drug Treatment Court Participants	65	60	67
Mental: ER Treatment, then Discharged	2,541	2,026	7,292	Probation/Parole Admissions--Drug	628	493	550
Mental: ER Treatment, then Admitted	5,188	3,744	6,493	Probation/Parole Admissions--DWI	67	56	87
Mental: Admitted without ER Services	2,133	1,919	2,841	Prison Admissions--Drug	177	167	178
				Prison Admissions--DWI	14	10	13
IMPAIRED DRIVING	2021	2020	2019	DEMOGRAPHICS	2021	2020	2019
Alcohol Involved Fatal Crashes	10	8	8	Population Estimate	227,771	226,929	225,081
Alcohol Involved Injury Crashes	59	73	63	Labor Force	117,556	116,774	118,177
Alcohol Involved Property Damage Crashes	121	110	113	Employed	112,790	109,655	114,498
Killed in Alcohol Involved Crashes	12	8	8	Unemployed	4,766	7,119	3,679
Injured in Alcohol Involved Crashes	82	106	99	Unemployment Rate	4.1%	6.1%	3.1%
Drug Involved Fatal Crashes	7	9	12	Poverty Estimate, individuals of all ages	Unavailable	19,991	18,767
Drug Involved Injury Crashes	24	30	26	Poverty Estimate, children under age 18	Unavailable	5,357	5,679
Drug Involved Property Damage Crashes	33	38	47	Median Household Income	Inapplicable		
Killed in Drug Involved Crashes	7	10	12				
Injured in Drug Involved Crashes	39	51	43				
POLICE REPORTS ²	2021	2020	2019				
DUI Arrests, DWI Tracking System	800	684	766				
Liquor Law Arrests	35	14	83				
Drug Arrests	611	707	1,138				
Violent Offenses	680	726	583				
Domestic Violence Reports	1,155	1,451	1,287				
Property Offenses	3,047	3,787	4,279				

¹ Hospital counts for alcohol, drug, and mental disorders are based on ICD-10 diagnosis codes. Beginning with 2020 data, individuals are counted for each hospital encounter they have during the calendar year.

² In 2019 the National Incident Based Reporting System (NIPRS) replaced the Uniform Crime Reporting (UCR) system for Missouri crime and arrest reports. NIPRS data might not be fully comparable to the UCR.

³ DSS Children's Division reports do not encompass all reasons for removal but document adverse conditions present. Multiple conditions and factors are often considered when a child is placed out of the home. Only the parental substance use conditions are included in this profile.

MENTAL HEALTH SERVICE AREA 23



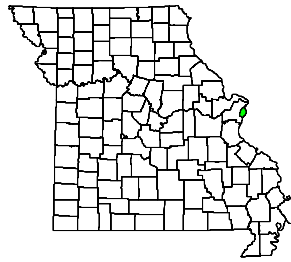
BIRTHS AND DEATHS	2021	2020	2019	SCHOOL REPORTS	2020-21	2019-20	2018-19
Resident Births	10,494	10,575	11,386	Enrollment Grades K-12	132,306	136,429	137,424
Resident Deaths (total)	11,370	12,502	10,313	School Discipline Involving Alcohol	0	40	26
COVID-19 Deaths	1,365	1,365		School Discipline Involving Drugs	54	237	249
Suicide	148	143	142	School Discipline Involving Tobacco	0	11	12
Homicide	174	189	163	Enrollment Grades 9-12	42,778	42,968	43,103
Alcohol Induced Deaths	118	98	69	Dropouts	511	568	885
Drug Induced Deaths	424	407	338				
Smoking Attributable Deaths	1,285	1,390	1,388	JUVENILE COURT REFERRALS	2021	2020	2019
				Child Abuse	376	274	296
HOSPITAL AND EMERGENCY ROOM ¹	2020	2019	2018	Child Neglect	629	575	609
Principal Disorder				Child Custody Issues	192	163	145
Alcohol Use: ER Treatment, then Discharged	2,103	1,841	2,219	Juvenile Violent Offenses	554	508	858
Alcohol Use: ER Treatment, then Admitted	833	591	926	Juvenile Alcohol Offenses	19	22	29
Alcohol Use: Admitted without ER Services	458	450	499	Juvenile Drug Offenses	142	131	205
Drug Use: ER Treatment, then Discharged	2,177	1,833	2,177	School Truancy	113	187	305
Drug Use: ER Treatment, then Admitted	465	420	472	Absent from Home	583	721	860
Drug Use: Admitted without ER Services	446	438	618	Beyond Parental Control	23	20	103
Mental: ER Treatment, then Discharged	7,517	6,820	8,426	Injurious Behavior	31	28	54
Mental: ER Treatment, then Admitted	6,547	4,473	7,435				
Mental: Admitted without ER Services	3,290	2,002	3,520	JUVENILE COURT PLACEMENTS ³	2021	2020	2019
Secondary Disorder				Total Out-of-Home Placements	425	437	457
Alcohol Use: ER Treatment, then Discharged	2,053	2,042	2,204	Parental Alcohol Use Reported	11	10	16
Alcohol Use: ER Treatment, then Admitted	4,207	3,202	4,609	Parental Drug Use Reported	170	130	119
Alcohol Use: Admitted without ER Services	1,441	1,401	1,480	Parental Alcohol and Drug Use Reported	3	6	0
Drug Use: ER Treatment, then Discharged	4,654	5,007	4,139				
Drug Use: ER Treatment, then Admitted	5,578	4,223	6,077	CRIMINAL JUSTICE	FY 2022	FY 2021	FY 2020
Drug Use: Admitted without ER Services	2,756	2,373	2,693	Drug Treatment Court Participants	358	380	421
Mental: ER Treatment, then Discharged	19,350	17,146	27,695	Probation/Parole Admissions--Drug	311	327	616
Mental: ER Treatment, then Admitted	22,565	14,460	30,038	Probation/Parole Admissions--DWI	92	62	113
Mental: Admitted without ER Services	11,917	8,932	12,897	Prison Admissions--Drug	58	62	91
				Prison Admissions--DWI	5	7	12
IMPAIRED DRIVING	2021	2020	2019	DEMOGRAPHICS	2021	2020	2019
Alcohol Involved Fatal Crashes	0	14	12	Population Estimate	997,187	1,002,838	994,205
Alcohol Involved Injury Crashes	232	216	224	Labor Force	526,087	524,721	533,085
Alcohol Involved Property Damage Crashes	381	343	450	Employed	502,408	491,901	516,722
Killed in Alcohol Involved Crashes	21	14	13	Unemployed	23,679	32,820	16,363
Injured in Alcohol Involved Crashes	345	291	339	Unemployment Rate	4.5%	6.3%	3.1%
Drug Involved Fatal Crashes	17	15	11	Poverty Estimate, individuals of all ages	Unavailable	88,893	90,474
Drug Involved Injury Crashes	86	95	83	Poverty Estimate, children under age 18	Unavailable	24,856	26,259
Drug Involved Property Damage Crashes	99	91	92	Median Household Income	Inapplicable		
Killed in Drug Involved Crashes	18	19	12				
Injured in Drug Involved Crashes	129	130	143				
POLICE REPORTS ²	2021	2020	2019				
DUI Arrests, DWI Tracking System	2,167	1,860	2,496				
Liquor Law Arrests	74	134	171				
Drug Arrests	4,006	3,903	5,504				
Violent Offenses	4,292	4,274	3,607				
Domestic Violence Reports	4,666	6,289	4,550				
Property Offenses	21,171	22,354	23,686				

¹ Hospital counts for alcohol, drug, and mental disorders are based on ICD-10 diagnosis codes. Beginning with 2020 data, individuals are counted for each hospital encounter they have during the calendar year.

² In 2019 the National Incident Based Reporting System (NIPRS) replaced the Uniform Crime Reporting (UCR) system for Missouri crime and arrest reports. NIPRS data might not be fully comparable to the UCR.

³ DSS Children's Division reports do not encompass all reasons for removal but document adverse conditions present. Multiple conditions and factors are often considered when a child is placed out of the home. Only the parental substance use conditions are included in this profile.

MENTAL HEALTH SERVICE AREAS 24-25



BIRTHS AND DEATHS	2021	2020	2019	SCHOOL REPORTS	2020-21	2019-20	2018-19
Resident Births	3,707	3,792	3,952	Enrollment Grades K-12	30,392	32,382	31,200
Resident Deaths (total)	3,423	3,666	3,022	School Discipline Involving Alcohol	0	1	1
COVID-19 Deaths	330	330		School Discipline Involving Drugs	0	63	76
Suicide	37	37	47	School Discipline Involving Tobacco	0	0	0
Homicide	161	193	129	Enrollment Grades 9-12	8,163	7,474	7,686
Alcohol Induced Deaths	62	71	58	Dropouts	405	425	502
Drug Induced Deaths	288	303	252	JUVENILE COURT REFERRALS	2021	2020	2019
Smoking Attributable Deaths	385	384	381	Child Abuse	41	29	40
				Child Neglect	338	478	568
HOSPITAL AND EMERGENCY ROOM ¹	2020	2019	2018	Child Custody Issues	70	67	77
Principal Disorder				Juvenile Violent Offenses	148	137	231
Alcohol Use: ER Treatment, then Discharged	1,502	1,160	1,459	Juvenile Alcohol Offenses	1	1	2
Alcohol Use: ER Treatment, then Admitted	514	293	460	Juvenile Drug Offenses	30	33	52
Alcohol Use: Admitted without ER Services	173	183	204	School Truancy	22	121	209
Drug Use: ER Treatment, then Discharged	1,728	1,284	1,668	Absent from Home	22	32	23
Drug Use: ER Treatment, then Admitted	454	380	458	Beyond Parental Control	1	5	6
Drug Use: Admitted without ER Services	328	348	461	Injurious Behavior	16	10	13
Mental: ER Treatment, then Discharged	3,111	2,685	4,315	JUVENILE COURT PLACEMENTS ³	2021	2020	2019
Mental: ER Treatment, then Admitted	2,763	1,756	3,279	Total Out-of-Home Placements	276	241	300
Mental: Admitted without ER Services	1,654	1,068	2,190	Parental Alcohol Use Reported	4	9	5
Secondary Disorder				Parental Drug Use Reported	116	91	111
Alcohol Use: ER Treatment, then Discharged	1,439	1,300	1,521	Parental Alcohol and Drug Use Reported	4	3	5
Alcohol Use: ER Treatment, then Admitted	2,358	1,607	2,436	CRIMINAL JUSTICE	FY 2022	FY 2021	FY 2020
Alcohol Use: Admitted without ER Services	669	644	830	Drug Treatment Court Participants	169	279	467
Drug Use: ER Treatment, then Discharged	3,789	3,472	3,746	Probation/Parole Admissions--Drug	234	277	484
Drug Use: ER Treatment, then Admitted	3,819	2,596	4,159	Probation/Parole Admissions--DWI	1	0	1
Drug Use: Admitted without ER Services	1,842	1,552	2,141	Prison Admissions--Drug	75	109	158
Mental: ER Treatment, then Discharged	8,487	6,677	11,814	Prison Admissions--DWI	1	0	0
Mental: ER Treatment, then Admitted	7,620	4,427	8,955	DEMOGRAPHICS	2021	2020	2019
Mental: Admitted without ER Services	3,103	2,432	3,756	Population Estimate	293,310	300,528	300,576
IMPAIRED DRIVING	2021	2020	2019	Labor Force	150,531	152,292	153,066
Alcohol Involved Fatal Crashes	1	2	2	Employed	140,948	139,334	147,111
Alcohol Involved Injury Crashes	36	31	40	Unemployed	9,583	12,958	5,955
Alcohol Involved Property Damage Crashes	26	31	40	Unemployment Rate	6.4%	8.5%	3.9%
Killed in Alcohol Involved Crashes	0	2	2	Poverty Estimate, individuals of all ages	Unavailable	59,993	59,238
Injured in Alcohol Involved Crashes	57	44	74	Poverty Estimate, children under age 18	Unavailable	15,614	15,223
Drug Involved Fatal Crashes	0	0	0	Median Household Income	Inapplicable		
Drug Involved Injury Crashes	10	16	8	POLICE REPORTS ²	2021	2020	2019
Drug Involved Property Damage Crashes	8	5	7	DUI Arrests, DWI Tracking System	153	195	170
Killed in Drug Involved Crashes	0	0	0	Liquor Law Arrests	285	0	358
Injured in Drug Involved Crashes	17	28	13	Drug Arrests	1,163	828	1,807
				Violent Offenses	4,984	6,018	5,796
				Domestic Violence Reports	1,996	718	2,117
				Property Offenses	17,879	17,619	18,752

¹ Hospital counts for alcohol, drug, and mental disorders are based on ICD-10 diagnosis codes. Beginning with 2020 data, individuals are counted for each hospital encounter they have during the calendar year.

² In 2019 the National Incident Based Reporting System (NIPRS) replaced the Uniform Crime Reporting (UCR) system for Missouri crime and arrest reports. NIPRS data might not be fully comparable to the UCR.

³ DSS Children's Division reports do not encompass all reasons for removal but document adverse conditions present. Multiple conditions and factors are often considered when a child is placed out of the home. Only the parental substance use conditions are included in this profile.